

DEPARTMENT OF THE ARMY TECHNICAL MANUAL

ORGANIZATIONAL MAINTENANCE REPAIR PARTS
AND SPECIAL TOOLS LIST

POWER UNIT, UTILITY PACK: GAS TURBINE ENGINE
DRIVEN (AIRESEARCH MODEL PPU85-5)
NON-WINTERIZED FSN 6115-937-0929
(AIRESEARCH MODEL PPU85-4)
WINTERIZED FSN 6115-134-0825

This copy is a reprint which includes
current

HEADQUARTERS, DEPARTMENT OF THE ARMY
APRIL 1969

Change }
No. 6 }

HEADQUARTERS
DEPARTMENT OF THE ARMY
Washington, DC, 21 September 1973

**Organizational Maintenance Repair Parts
and Special Tools Lists
POWER UNIT, UTILITY PACK; GAS TURBINE ENGINE DRIVEN (AIRESEARCH
MODEL PPU85-5) NONWINTERIZED, FSN 6115-937-0929; (AIRESEARCH
MODEL PPU85-4) WINTERIZED, FSN 6115-134-0825**

Current as of 26 June 1973

TM 5-6115-434-20P, 21 April 1969, is changed as follows:

All changes, additions, or deletions of Federal stock numbers or manufacturer's code and part numbers within this change should be appropriately reflected in the index.

Page vi. Paragraph 8; the mailing address is changed to read: Commander, U. S. Army Troop Support Command; ATTN: AMSTS-MPP, 4300 Goodfellow Blvd., St. Louis, Mo. 63120.

Page 1. Line 12A; add the following: col. 1, X20; col. 2, nomenclature, COVER, AUXILIARY POWER TRAY; part no. 891929-1; mfg. code (99193).

Page 4. Line 1 is changed as follows: col. 1, PO; col. 2, 5306-722-0393 col. 6, 18; col. 7 (a) * (b) * (c) * (d) *

Line 2 is changed as follows: col. 6, 18.

Line 6 is changed as follows: col. 2, 5340-286-9441; col. 6, 12.

Line 12 is rescinded.

Line 13 is changed as follows: col. 6, 27.

Page 8. Line 14 is changed as follows: col. 6, 6.

Page 9. Line 6 is changed as follows: col. 3, part no. 970594-1.

Page 10. Line 14A; add the following col. 1, PO; col. 2, 5306-637-8060; col. 3, nomenclature, BOLT; part no. AN101022; mfg. code, (88044); col. 4, EA; col. 6, 1; col. 7 (a) * (b) * (c) * (d) *.

Line 14B; col. 1, PO; col. 2, 5340-621-3297; col. 3, nomenclature, CLAMP, LOOP; part No. MS21919H10; mfg. code (96906); col. 4, EA; col. 6, 2; col. 7 (a) * (b) * (c) * (d) *.

Line 14C; col. 1, PO; coll. 2, 5340-905-7137; col. 3, nomenclature, FITTING; part No. NAS1211B10; mfg. code (80205); col. 4, EA; col. 6, 1; col. 7 (a) * (b) * (c) * (d) *.

Line 14D; col. 1, X20; col. 3, nomenclature, STRAP; part No. 310100 A84-046; mfg. code (00624); col. 4, EA; col. 6, 2.

Line 14E; col. 1, X20; col. 3, nomenclature; STRAP; part No. 3101008A49-017; mfg. code (00624); col. 4 EA; col. 6, 2.

Line 14F; col. 1, PO; col. 3, nomenclature; TUBE ASSEMBLY; part No. 970676-1) mfg. code (99193); col. 4, EA; col. 6, 1; col. 7 (a) * (b) * (c) * (d) *.

Page 12. Line 14A; add the following: col. 1; POR, col. 2; 2835-477-6734; col. 3, nomenclature, TANK ASSEMBLY, FUEL FLOAT; part No. 970591-1; mfg. code (99193); col. 4 EA; col. 6, 1; col. 7 (a) * (b) * (c) * (d) *.

Page 13. Line 6 is deleted.

Page 19. Line 9 is changed as follows: col. 2 is deleted; col. 3, part No. 968087-2.

Page 20. Line 1 is changed as follows: col. 3, part No. 891439-2.

Line 7A; add the following: col. 1, X20, col. 3, nomenclature, BRACKET ASSEMBLY, part no. 891930-1, mfg. code (99193), col. 4, EA; col. 6, 5.

Page 21. Line 1 is changed as follows: col. 2 is deleted; col. 3, part No. 618-537-9106.

Line 5 is changed as follows: col. 2 is deleted; col. 3, part No. A700AW3.

Line 14 is changed as follows: col. 3, part no. AN520-10R8.

Line 15A; add the following: col. 1, PO; col. 3, nomenclature, WASHER, LOCK; part No. AN936-A10B; mfg. code (88044); col. 4, EA; col. 6, 8; col. 7 (a) * (b) * (c) * (d) *

Page 24. Line 2 is changed as follows: col. 1, PO; col. 2, 5306-722-0393; col. 7 (a) * (b) * (c) * (d) *.

Line 12 is changed as follows: col. 1, PO; col. 6, 2; col. 7 (a) * (b) * (c) * (d) *.

Page 27. Line 6 is changed as follows: col. 3, nomenclature, NUT, SELF-LOCKING; col. 6, 18.

Line 8 is changed as follows: col. 2, 5340-286-9441; col. 6, 12.

Line 9 is changed as follows: col. 1, PO; col. 6, 7; col. 7 (a) * (b) * (c) * (d) *.

Line 10 is changed as follows: col. 1, PO; col. 2, 5306-722-0393; col. 6, 18; col. 7 (a) * (b) * (c) * (d) *.

Page 28. Line 5A; add the following. col. 1, PO; col. 2, 5340-613-9024) col. 3, nomenclature, CLAMP; part No. MS 21919H7; col. 4, EA; col. 6, 1; col. 7 (a) * (b) * (c) * (d) *.

Line 5B; add the following: col. 1, PO; col. 2, 5340-571-6045; col. 3, nomenclature, CLAMP; part No. MS 21919H9; mfg. code (96906); col. 4, EA; col. 6, 2; col. 7 (a) * (b) * (c) * (d) *.

Line 5C; add the following: col. 1, PO; col. 3, nomenclature, SWITCH, LIMIT, FLUID CONTROL; part No. 692969; mfg. code (99193); col. 4, EA; col. 6, 1; col. 7 (a) * (b) * (c) * (d) *.

Line 5D; add the following: col. 1, PO; col. 2, 5330-265-1095; col. 3, nomenclature, PACKING; part No. MS 29513-12B; mfg. code (96906); col. 4, EA; col. 6, 1; col. 7 (a) * (b) * (c) * (d) *.

Line 5E; add the following: col. 1, PO; col. 2, 5306-174-3863; col. 3, nomenclature, BOLT; part no. AN102810; mfg. code (88044); col. 4, EA; col. 6, 4; col. 7 (a) * (b) * (c) * (d) *.

Line 5F; add the following: col. 1, PO; col. 3, nomenclature, VALVE; part No. 689-1-1/4D1; mfg. code (86768); col. 4, EA; col. 6, 1; col. 7 (a) * (b) * (c) * (d) *.

Line 5C; add the following col. 1, PO; col. 3, nomenclature, SCREW; part No. AN 520-10R5; mfg. code (88044); col. 4, EA; col. 7 (a) * (b) * (c) * (d) *.

Line 5H; add the following col. 1, PO; col. 2, 5310-167-0662; col. 3, nomenclature, WASHER; part No. AN 935-10L; mfg. code (88044); col. 7 (a) * (b) * (c) * (d) *.

Line 5I, add the following col. 1, PO; col. 2, 5306832-4572; col. 3, nomenclature, BOLT; part no. AN101012; mfg. code (88044); col. 6, 2) col, 7 (a) * (b) * (c) * (d) *.

Page 34. Line 1 is changed as follows: col. 3, part no. 891440-2.

Line 3 is changed as follows: col. 1, PO; col. 2, 5306-722-3393; col. 6, 18; col. 7 (a) * (b) * (c) * (d) *.

Page 35. Line 3 is changed as follows: col. 6, 8.

Line 8 is changed as follows: col. 1, PO; col. 2 is deleted; col. 3 part No. 696884-2; col. 7 (a) * (b) * (c) * (d) *.

Page 36. Line 9 is changed as follows: col. 1, PO; col. 2, 5306-722-0393; col. 7 (a) * (b) * (c) * (d) *.

Page 37. Line 13 is changed as follows: col. 1, PO; col. 2, 5306-722-0393; col. 7 (a) * (b) * (c) * (d) *.

Page 39. Line 7 is changed as follows: col. 1, PO; col. 2, 5306-722-0393; col. 7 (a) * (b) * (c) * (d) *.

Page 40. Line 8 is changed as follows: col. 1, PO; col. 2, 5306-722-0393; col. 7 (a) * (b) * (c) * (d) *.

Line 12 is changed as follows: col. 2 is deleted; col. 3, part No. 891443-2.

Page 41. Line 5 is changed as follows: col. 1, PO.

Page 42. Line 4 is changed as follows: col. 1, PO; col. 2, 5306-722-0393; col. 7 (a) * (b) * (c) * (d) *.

Page 44. Line 2 is changed as follows: col. 1, PO; col. 2, 5306-722-0393; col. 7 (a) * (b) * (c) * (d) *.

Line 10 is changed as follows: col. 1, PO; col. 3, part No. 891444-2.

Page 45. Line 7 is changed as follows: col. 1, PO; col. 2, 5306-722-0393; col. 7 (a) * (b) * (c) * (d) *.

Line 15A; add the following: col. 1, PO; col. 3, nomenclature, STRAP, IDENTIFICATION; part No. TY51M; mfg. code (59730); col. 4, EA; col. 6, 5.

Page 47. Line 3 is changed as follows: col. 1, PO; col. 2, 5306-722-0393; col. 7 (a) * (b) * (c) * (d) *.

Page 50. Line 10 is changed as follows: col. 2 is deleted; col. 3 part No. 970667-1.

Line 11 is changed as follows: col. 3 part no. 970666-1.

Page 51. Line 1 is changed as follows: col. 2 is deleted; col. 3 part No. 970881-1.

Line 2 is changed as follows: col. 2 is deleted; col. 3 part No. 970882-1.

Line 3 is changed as follows: col. 3 part no. 970664-1.

Line 9 is changed as follows: col. 3, part no. 970662-1.

Line 10 is changed as follows: col. 3, part no. 970663-1.

Page 54. Line 3 is changed as follows: col. 1, PO; col. 3, nomenclature, WASHER, LOCK; col. 6, 18.

Line 5 is changed as follows: col. 2, 6115-455-7724; col. 3 part No. 891442-2.

Page 55. Line 6 is changed as follows: .col. 6, 1.

Line 10A; add the following col. 1, PO; col. 3, nomenclature, RELAY; part No. 692148; mfg. code (99193); col. 4, EA; col. 6, 1; col. 7 (a) * (b) * (c) * (d) *.

Line 10B; add the following: col. 1, PO; col. 2, 5306-6378060; col. 3, nomenclature, BOLT; part no. AN101022; mfg. code (88044); col. 4, EA; col. 6, 1; col. 7 (a) * (b) * (c) * (d) *.

Page 57. Line 12 is changed as follows: col. 6, 3.

Line 13 is changed as follows: col. 6, 11.

Line 14 is changed as follows: col. 6, 4.

Page 59. Line 4 is changed as follows: col. 3 part no. 694305-5.

Line 6 is changed as follows: col. 3, part no. 891452-2.

Line 7 is changed as follows: col. 2, 5945-111-4046; col. 3 part No. MS27255-4; mfg. code (96906).

Page 62. Line 4 is changed as follows: col. 2 is deleted; col. 3, part No. 969087-2.

Page 63. Line 4 is changed as follows: col. 2 is deleted; col. 3, part No. 695903-2

Line 11 is changed as follows: col. 3, part no. 695904-2.

Page 69. Line 2 is changed as follows: col. 3 part no. 695738-4.

Line 9 is changed as follows: col, 6, 18.

Page 72. Line 1 is changed as follows: col. 2 is deleted; col. 3, part No. 970595-1.

Line 4 is changed as follows: col. 1, POT; col. 2, 4810-764-7502; col. 3, part No. 697783-2.

Line 5 is changed as follows: col. 2 is deleted; col. 3, part no. 970596-1.

Page 73. Line 11 is changed as follows: col. 1, PO; col. 2, 5306-722-0393; col. 7 (a) * (b) * (c) * (c) *.

Line 11A; add the following: col. 1, PO; col. 3,

nomenclature, UNION; part no. AN832-16C; mfg code (88044); col. 4, EA; col. 6, 1; col. 7 (a) * (b) * (c) * (d) *.

Page 74. Line 4A; add the following col. 1, PO; col. 3, nomenclature, STUD; part No. 5-0-80; mfg. code (94222); col. 4, EA; col. 6, 4; col. 7 (a) * (b) * (c) * (d) *.

Page 78. Line 15 is changed as follows: col. 3, part No. 970660-1.

Page 81. Line 3 is changed as follows: col. 3, part no. 970659-1.

Line 14A; add the following. col. 1, PO; col. 3, nomenclature, TUBE ASSEMBLY; part No. 970675-1; mfg. code (99193); col. 4, EA; col. 5, 1; col. 7 (a) * (b) * (c) * (d) *.

Line 14B; add the following: col. 1, PO; col. 3, nomenclature, TUBE ASSEMBLY; part No. 970593; mfg. code (99193); col. 4, EA; col. 6, 1; col. 7 (a) * (b) * (c) * (d) *.

Order of the Secretary of the Army:

Official:

VERNE L. BOWERS

Major General, United States Army

The Adjutant General

CREIGHTON W. ABRAMS
General, United States Army
Chief of Staff

Distribution:

To be distributed in accordance with DA Form 12-25A (qty rqr block No. 638), Organizational maintenance requirements for Must System.

Change in force: C 3 and C 5

TM 5-6115-434-20P
C 5

CHANGE

No. 5

}

HEADQUARTERS
DEPARTMENT OF THE ARMY
WASHINGTON, D.C. 8 February 1972

Organizational Maintenance Repair Parts

and Special Tools Lists

POWER UNIT, UTILITY PACK; GAS TURBINE ENGINE DRIVEN

(AIRESEARCH MODEL PPU85-5) NONWINTERIZED,

FSN 6115-0929

(AIRESEARCH MODEL PPU85-4) WINTERIZED,

FSN 6115-134-0825

Current as of 11 November 1971

TM 5-6115-434-20P, 21 April 1969, is changed as follows:

All changes, additions, or deletions of Federal stock numbers or manufacturer's code and part numbers within this change should be appropriately reflected in the index

Page 29. Section III is changed as follows:

***This change supersedes C 4, 5 June 1971**

Page 169. Section VI is added as follows:

<i>Federal stock No.</i>	<i>Group No.</i>		
2835-854-4469	01		
<i>Reference number</i>	<i>Mfg. code</i>		<i>Group No.</i>
658311-3	99193		01

By Order of the Secretary of the Army:

Official:

VERNE L. BOWERS,
*Major General, United States Army,
The Adjutant General*

W. C. WESTMORELAND,
*General, United States Army,
Chief of Staff*

Distribution:

To be distributed in accordance with DA Form 12-25D (qty rqr block 782), Organizational Maintenance Requirements for Truck and Trailer Mounted Generators (PU's).

Changes in Force C 3

*TM 5-6115-434-20P
C3

CHANGE }
NO. 3 }

HEADQUARTERS
DEPARTMENT OF THE ARMY
Washington, D.C. 10 December 1970

Organizational Maintenance Repair Parts
and Special Tools Lists

POWER UNIT, UTILITY PACK: GAS TURBINE ENGINE DRIVEN
(AIRESEARCH MODEL PPU85-5) NON-WINTERIZED FSN 6115-937-0929
(AIRESEARCH MODEL PPU85-4) WINTERIZED FSN 6115-134-0825

Current as of 3 November 1970

TM 5-6115-434-20P dated 21 April 1969 is changed as follows:

Page viii, group 03 immediately after FSN 2835-168-2605, add the following 5330-849-4581 Packing C-2, D-2.

Page viii, group 04 change FSN 6115-773-1884 to read 2910-464-4188.

Page x, group 17 change FSN 6115-843-8611 to read 6115-247-9988.

Page xi, group 21 change FSN 5910-706-4237 to read 5910-706-9237.

Page xi, group 27, change FSN 6115-843-8594 to read 6115-247-9948.

Page xi, group 28, change FSN 6115-833-7783 to read 6115-248-0063.

Page xii, group 30, change FSN 5930-972-9213 to read 5930-805-3423.

Page xii, group 31 change FSN 5340-882-0715 to read 5340-436-1416.

Page xiii, group 34, change FSN 6115-854-4491 to read 6115-248-0064.

Page xiii, group 35, change FSN 6115-871-6657 to read 6115-248-0062.

Page xiii, group 35, add FSN 5945-462-1958 to relay part No. 303646-12 (99193).

Page xiv, group 38, delete FSN 6115-689-5658, add part No. 697193-5 (99193), and change heater to read heated.

Page xiv, group 38, change part No. 889140-2 to read 889140-5 and heater to read heated.

Page xiv, group 38, immediately after Hose Assy, Part No: 881940-5, add the following three items:

4720-069-9212	Hose Assy	C-2	D-2
4820-059-2046	Valve, Relief	C-2	D-2
5410-023-5043	Manifold		D-2

Page xiv, group 41, change FSN 2835-843-7691 to read 2535-420-4327.

Page xv, group 44, change FSN 2835-934-7891 to read 4320-060-6805.

Page xv, group 44, delete FSN 4710-927-4119 and add part No. 970660-1 (99193).

Page xv, group 44, change FSN 4710-927-4128 to read 4710-927-4145.

Page xv, group 44, lines 31 and 32 delete.

Page xv, group 44, change FSN 4820-998-7239 to read 4820-885-9803.

Page xvi, group 44, line 5 delete.

Page xvi, group 45, change eater to heater.

All changes, additions, or deletions of Federal Stock Numbers or manufacturers code and part numbers within this change should be appropriately reflected in the index.

Change add or delete as shown on the following pages.

*This change supersedes C 1, 22 December 1969 and C 2, 22 May 1970.

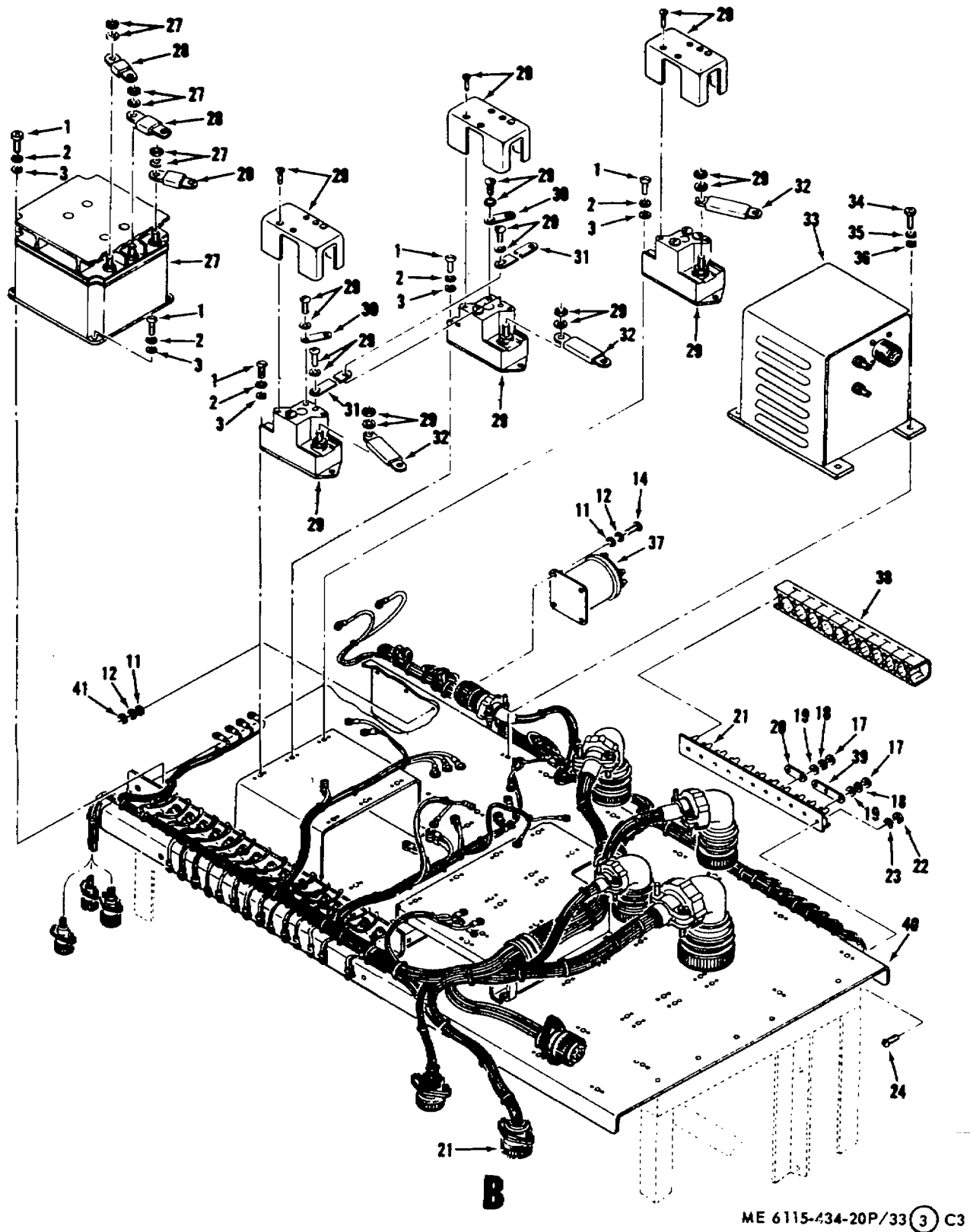
Page	Line	Action	(1) SMR code	(2) Federal Stock No.	(3) Reference No. & mfr. code	Description	Usable on code	(4) Unit of issue	(5) Qty inc in unit pack	(6) Qty inc in unit	(7) 15-Day Organizational maintenance allowance				(8) Illustration	
											(a) 1-5	(b) 6-20	(c) 21-50	(d) 51-100	(a) Fig No.	(b) Item No.
2	2	Chg col 2		2835420-4319		SECTION III-REPAIR PARTS FOR ORGANIZATIONAL MAINTENANCE GROUP 03-FUEL SYSTEM PLUMBING LUB- RICATION SYSTEM PLUMBING AND CONTROL AIR PLUMBING TUBE ASSEMBLY										
10	13	Chg col 1 and add col 7.	PO			PACKING							*	*	2	2
						GROUP 04 -FUEL CONTROL FUEL TANK, FUEL BOOST PUMP AND FUEL FILTER										
11	11	Chg col 2		2910-464 4188		BODY ASSEMBLY*** GROUP 05-EXTERNAL FUEL SYSTEM FILTER ASSEMBLY										
13	7	Chg mfg part No. col 3.				TUBE ASSEMBLY 697935-1 (99193) GROUP 11-LOWER ELECTRICAL RACK										
21	1	Chg col 2 and mfg part no col 3.		5945-080-3800		RELAY, ARMATURE 618-537-9102 (74063) GROUP 20-POWER UNIT HARNESS ASSEMBLIES, REMOTE OPERATION CABLE ADAPTER AND CLAMPS										
34	1	Chg col 2		6115-247-9910		HARNESS ASSEMBLY GROUP 21-POWER UNIT RADIO INTER- FERENCE SUPPRESSION COMPONENTS										
35	4	Chg col 2		5910-706-9237		CAPACITOR GROUP 27-POWER UNIT HARNESS ASSEMBLIES, WATER COMPARTMENT THERMOSTATIC SWITCH AND CLAMPS										
40	1	Chg col 2		6115-247-9942		WIRE HARNESS ASSEMBLY										
41	5 15	Chg col 2 Chg col 2		6115-247-9941 6115-247-9948		WIRE HARNESS ASSEMBLY WIRE HARNESS ASSEMBLY GROUP 28-POWER UNIT HARNESS ASSEMBLIES, CONDENSER AIR INLET AND OUTLET DOOR INTERLOCK SWITCHES AND CLAMPS										
42	1	Chg col 2, & mfg part No. & code col 3.		5930-805-3423		SWITCH PUSH, PULL 13AC1 (91929)										
	2	Chg col 2		6115-248-0063		WIRE HARNESS ASSEMBLY GROUP 30-POWER UNIT HARNESS ASSEMBLIES CONDENSER AIR INLET AND OUTLET DOOR INTERLOCK SWITCHES, AND CLAMPS										
44	3	Chg col 2		6115-247-9946		HARNESS ASSEMBLY										

Page	Line	Action	(1) SMR code	(2) Federal Stock No.	(3) Reference No. & mfr. code	Usable on code	(4) Unit of issue	(5) Qty inc in unit pack	(6) Qty inc in unit	(7) 15-Day Organizational maintenance allowance				(8) Illustration	
										(a) 1-5	(b) 6-20	(c) 21-50	(d) 51-100	(a) Fig No.	(b) Item No.
45	13	Chg col 2, and mfg part No. and code col 3.		5930-805-3423	SWITCH, PUSH-PULL 13AC1 (91929)										
53	3	Chg col 2, and mfg part no. col 3.		5945-883-6735	GROUP 34-UPPER RACK ASSEMBLY RELAY ARMATURE A874LB (74063)										
	10	Chg col 6			WASHER***				20						
	11	Chg col 6			WASHER***				22						
	13	Chg col 6			SCREW***				12						
54	5	Chg col 2		6115-248-0064	WIRE HARNESS ASSEMBLY										
55	6	Chg col 6			RELAY***				1						
57	1	Chg col 2		6115-248-0062	GROUP 35-INSTRUMENT PANEL ASSEMBLY HARNESS ASSEMBLY										
	15	Chg mfg part no col 3.			SWITCH, ROTARY P68A (82121)										
58	7	Chg mfg part no col 3 chg FSN		5925-258-9715	CIRCUIT BREAKER MS25017-25 (96906)										
59	7	Add FSN col 2.		5945-462-1958	RELAY										
64	1	Chg mfg part no col 3.			GROUP 38-STOWABLE ITEMS HOSE ASSEMBLY, HEATED 889140-5 (99193)										
	7	Add FSN col 2.		4720-069-9212	HOSE ASSEMBLY***										
	9	Chg col 1, and 2, add col 7.	PO	5410-023-5043	MANIFOLD					*	*	*	2		
	9A	Add	PO	4820-059-2046	VALVE, RELIEF 392780-2 (99193)		EA		1	*	*	2	2	37	11
	13	Chg col 3			HOSE ASSEMBLY, HEATED										
	14A	Add	PO		HOSE ASSEMBLY 970378-1 (99193)		EA		2	*	*	2	2		
67	6	Chg col 2 and 7.		5910-706-9237	GROUP 39-RECEPTACLE PANEL ASSEMBLY CAPACITOR					REF	REF	REF	REF		
69	10	Add FSN col 2.		6115-177-2429	GROUP 40-VACUUM SYSTEM VACUUM EDUCTOR ASSEMBLY										
72	1	Delete col 2, chg mfg part no col 3.			GROUP 41-COMPRESSED AIR SYSTEM TUBE ASSEMBLY 970595-1 (99193)										
	2	Delete col 2, chg mfg part no col 3 and chg col-6.			NUT AN924-16D (88044)				3						
	3	Delete col 2 chg mfg part no col 3.			UNION AN832D-16D (88044)										
	4	Chg col 1	POT		SOLENOID VALVE										
	5	Delete col 2 chg mfg part no col 3.			TUBE ASSEMBLY 970596-1 (99193)										

Page	Line	Action	(1) SMR code	(2) Federal stock No.	(3) Reference No. & mfr. code Description Usable on code		(4) Unit of issue	(5) Qty inc in unit pack	(6) Qty inc in unit	(7) 15-Day Organizational maintenance allowance				(8) Illustration		
										(a) 1-5	(b) 6-20	(c) 21-50	(d) 51-100	(a) Fig No.	(b) Item No.	
	6,7,8	Delete														
	9	Chg col 8				SPACER								40	20	
	10	Chg col 8				TEE								40	21	
	11	Chg col 8				TUBE ASSEMBLY								40	22	
	12	Chg col 8				GROMMET***								40	23	
	13	Chg col 8				UNION								40	24	
	14	Chg col's 2 and 8.		2835-420-4327		TUBE ASSEMBLY								40	25	
	15	Chg col 8				CLAMP***								40	26	
73	1	Chg col 8				HOSE***								40	27	
	2	Chg col 8				TUBE ASSEMBLY***								40	28	
	3	Chg col 8				BOLT								40	29	
	4	Chg col 8				TUBE ASSEMBLY***								40	30	
	5	Chg col 8				WASHER***								40	31	
	6	Chg col 8				NUT***								40	32	
	7	Chg col 8				HOSE***								40	33	
	8	Chg col 8				TUBE ASSEMBLY***								40	34	
	9	Chg col 8				CLAMP***								40	35	
73	10	Chg col 8				TUBE ASSEMBLY								40	36	
	11	Chg cot 8				BOLT								40	37	
						GROUP 44-WATER SYSTEM PLUMBING, VALVES AND HOT AND COLD WATER PUMPS										
75	1	Chg col 2		4710-927-4145		TUBE ASSEMBLY										
76	1	Chg col 2 and mfg part no col 3.		4820-885-9380		VALVE F52-100 (71-342)										
77	6	Delete														
78	15	Delete col 2, chg mfg part no col 3.				TUBE ASSEMBLY 970660-1 (99193)										
79	12A	Add	O			CAP ASSEMBLY	EA		3	3				43	59A	
80	1	Chg description and part no col 3.				TEE, PIPE AN917-1C (88044)										
	2	Chg col 3				VALVE, CHECK										
80	13	Chg cot 2		4320-060-6805		PUMP***										
81	3	Delete cot 2, chg part No. cot 3.				TUBE ASSEMBLY 970659-1 (99193)										
	6	Delete and add the following.	O			UNION AN832-16C (88044)								43	83	
	6A	Add	O	5330-263-8034		PACKING MS29512-16 (96906)	EA		1					43	83A	
6B		Add	O	4730-720-0945		EXPANDER AN894C16-12 (88044)	EA		1					43	83B	
6C		Add	O			CAP ASSEMBLY 970668-2 (99193)	EA		1					43	83C	

Page	Line	Action	(1) SMR code	(2) Federal Stock No.	(3) Reference No. & mfr. code Description Usable on code	(4) Unit of issue	(5) Qty inc in unit pack	(6) Qty inc in unit	(7) 15-Day Organizational maintenance allowance				(8) Illustration	
									(a) 1-5	(b) 6-20	(c) 21-50	(d) 51-100	(a) Fig No.	(b) Item No.
	7 11	Delete and add the following. Chg col 6	O		BALL, VALVE 771-595-9108 (75361) CAP ASSEMBLY*** SECTION IV-SPECIAL TOOLS LIST GROUP 46-SPECIAL TOOLS	EA		2 2					43	84
83	2	Add col 2		4940-132-4499	CABLE***									

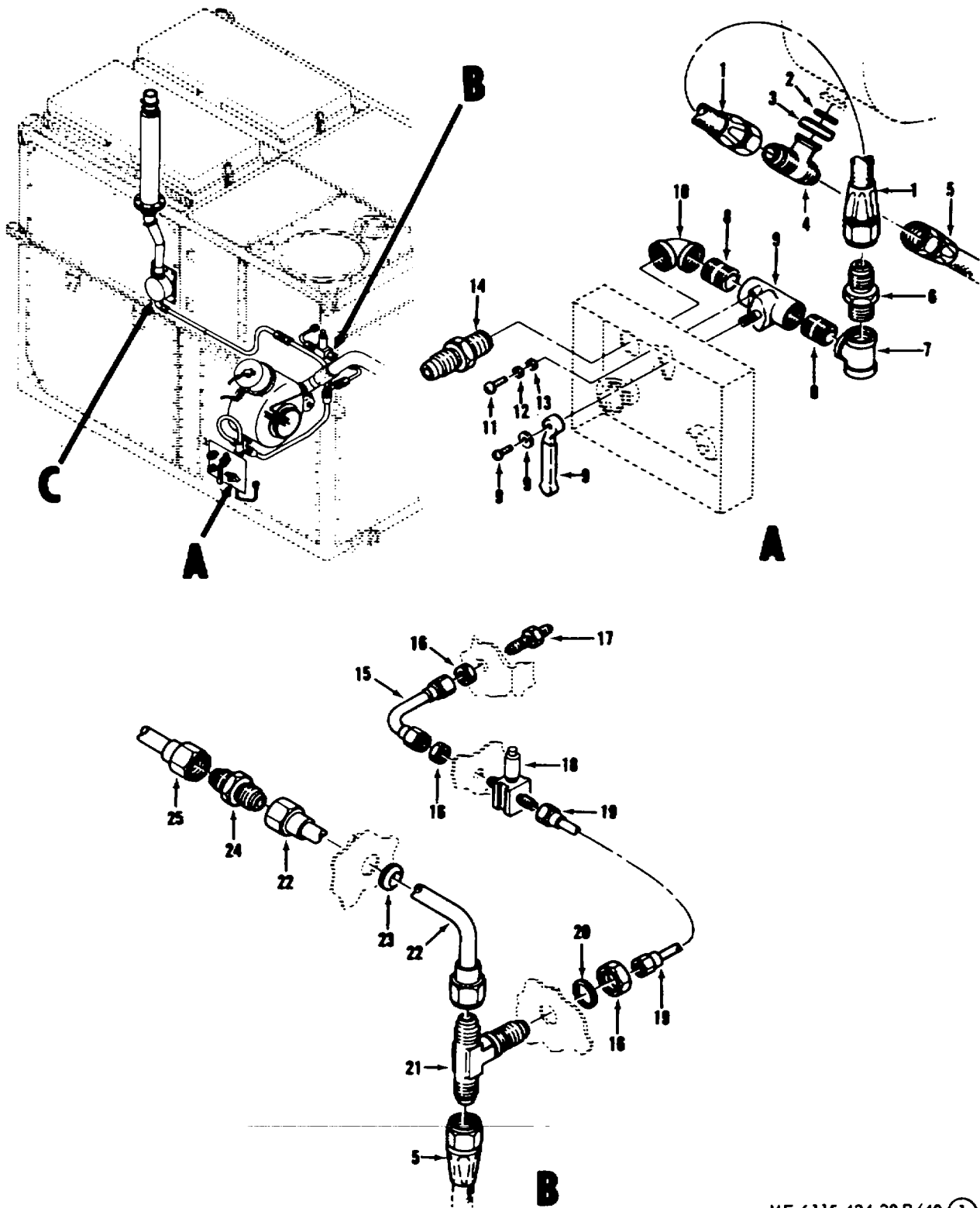
Page 128, Figure 33, is superseded as follows:



ME 6115-434-20P/33 (3) C3

Figure 33. Upper rack assembly (Sheet 3 of 3).

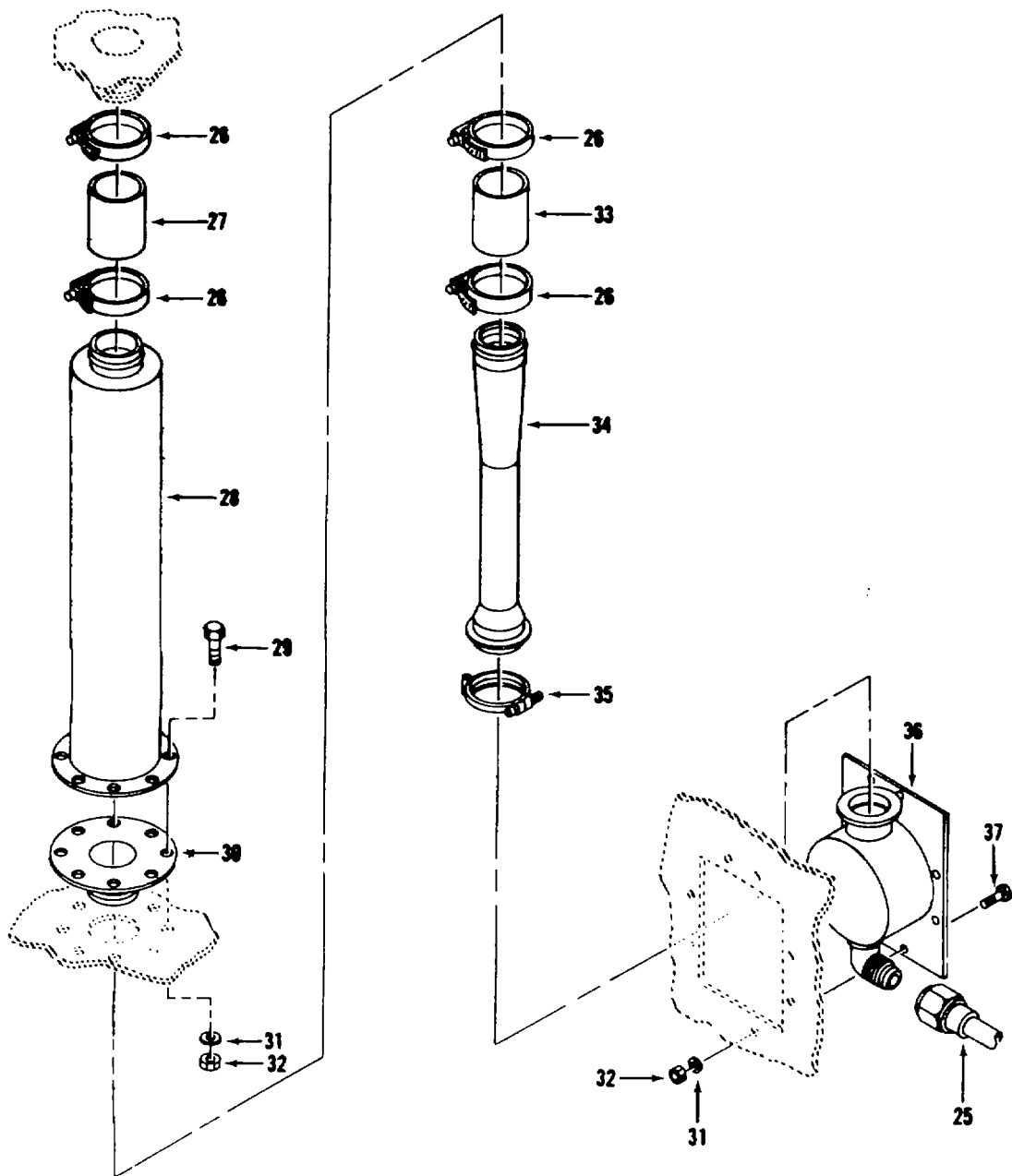
Page 147, Figure 40, is superseded as follows:



ME 6115-434-20 P/40 ① C3

Figure 40. Compressed Air system (Sheet 1 of 2).

Page 148, Figure 40, is superseded as follows:



ME 6115-434-20P/40 (2) C3

Figure 40. Compressed Air system (Sheet 2 of 2).

Page 152, Figure 43, is superseded as follows:

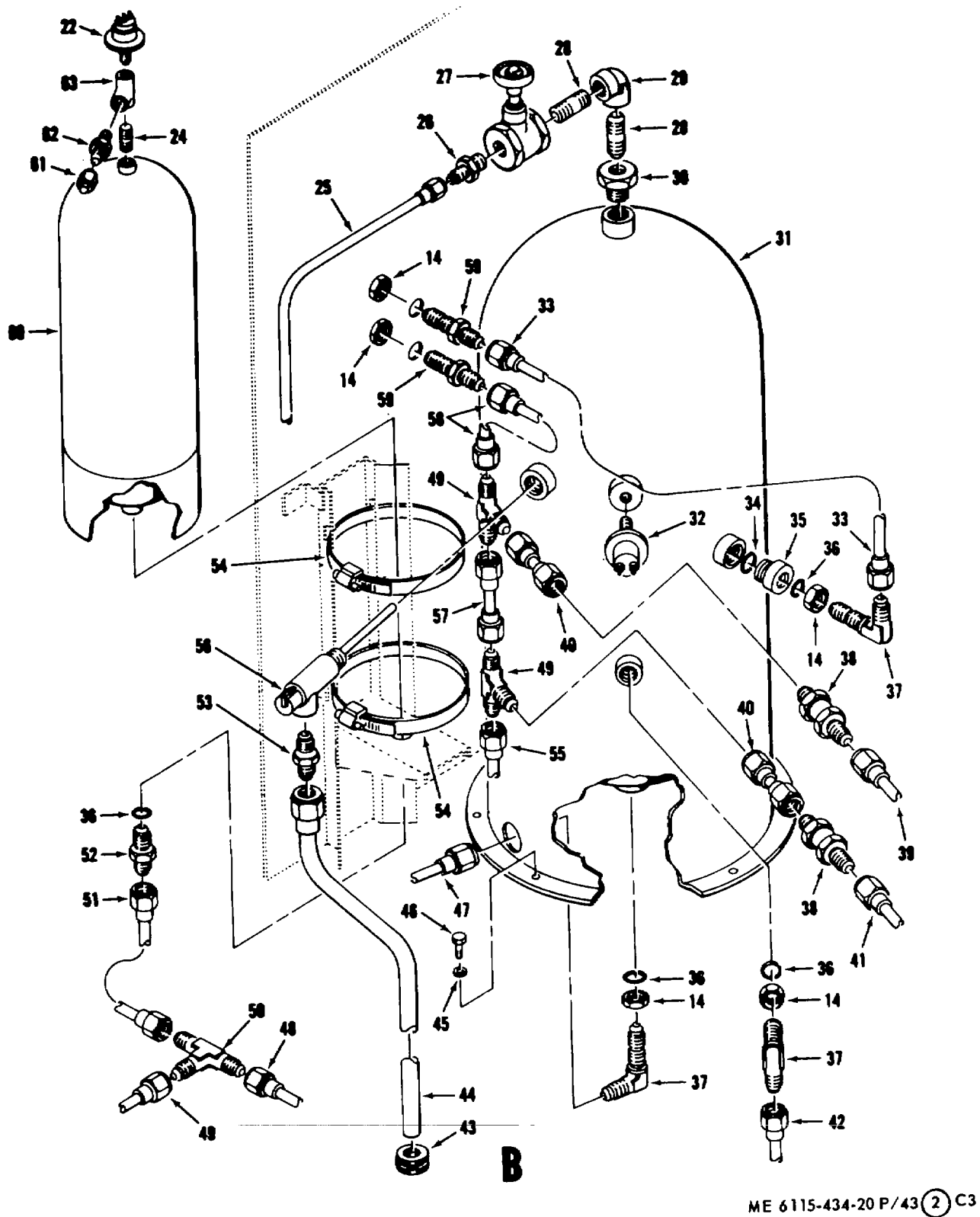
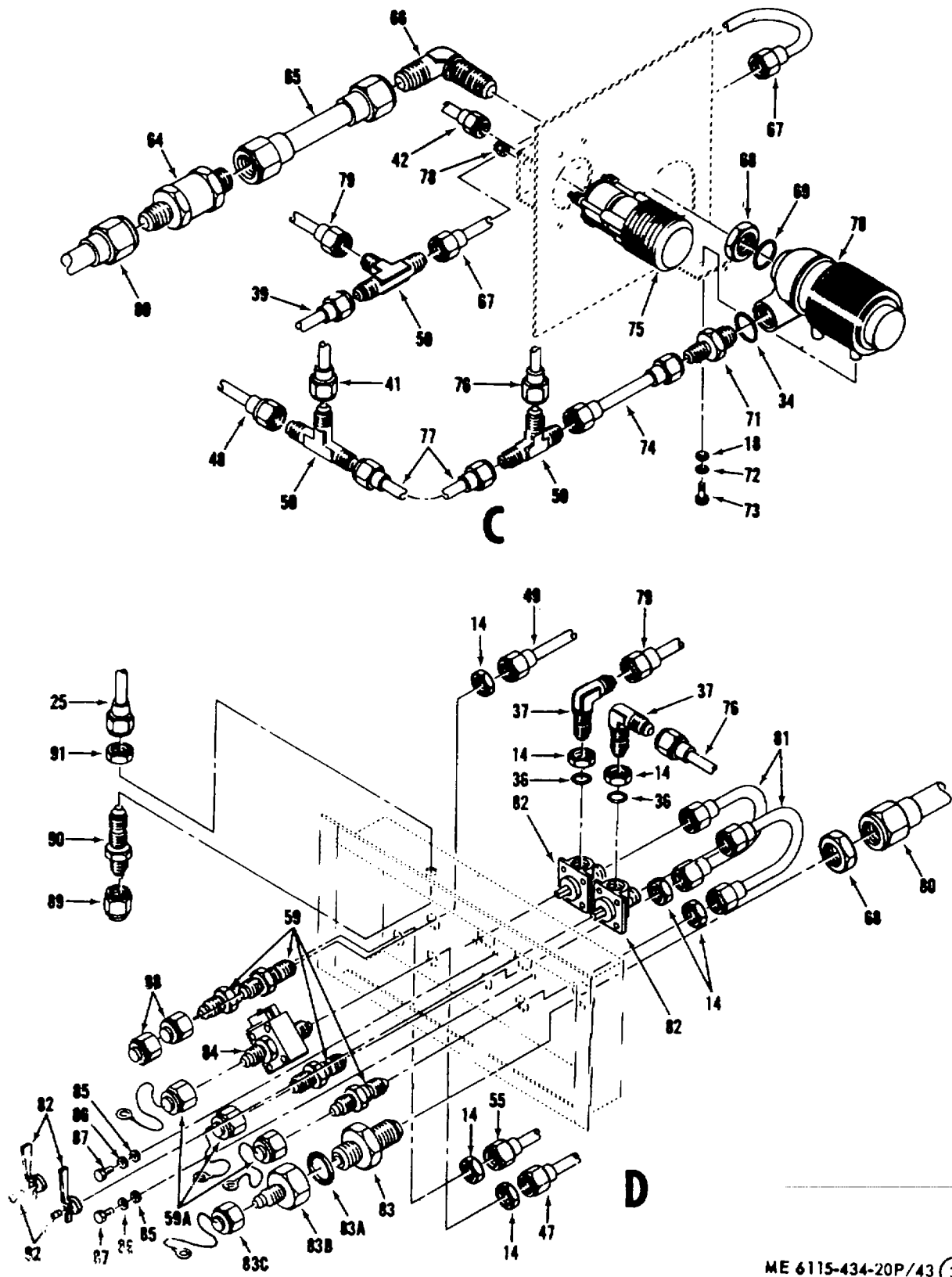


Figure 43. Water system plumbing (Sheet 2 of 3).



ME 6115-434-20P/43 (3) C3

Figure 43. Water system plumbing (Sheet 3 of 3).

By Order of the Secretary of the Army:

W. C. WESTMORELAND,
General United States Army,
Chief of Staff

Official:

KENNETH G. WICKHAM,
Major General, United States Army,
The Adjutant General.

Distribution:

To be distributed in accordance with DA Form 12-25, (qty rqr block No. 750) Section IV, Organizational Maintenance requirements for Generator Sets, Engine Driven, 100 KW, 60 Cycle.



**ORGANIZATIONAL MAINTENANCE REPAIR PARTS AND SPECIAL TOOLS LIST
POWER UNIT, UTILITY PACK: GAS TURBINE ENGINE DRIVEN
(AIRESEARCH MODEL PPU85-5) NON-WINTERIZED
FSN 6115-937-929 (AIRESEARCH MODEL PPU85-4)
WINTERIZED FSN 6115-134-0825**

Current as of 4 March 1969

SECTION		Paragraph	Page
I.	INTRODUCTION		
	Scope.....	1	iii
	General	2	iii
	Explanation of columns.....	3	iii
	Special information	4	iv
	How to locate repair parts	5	v
	Abbreviations	6	v
	Federal supply codes for man	7	v
	Recommendations for maintenance publications improvements	8	vi
II.	PRESCRIBED LOAD ALLOWANCE		vii
III.	REPAIR PARTS FOR ORGANIZATIONAL MAINTENANCE		
Group	01. Engine.....		1
	02. Combustion Cap, Combustion Linear, and Fuel Atomizer Assembly		1
	03. Fuel System Plumbing, Lubrication System Plumbing, and Control Air Plumbing.....		2
	04. Fuel Control, Fuel Tank, Fuel Boost Pump and Fuel Filter		11
	05. External Fuel System Filter Assembly		13
	06. Low Oil Pressure Switch, Oil Scavenge Pump, and Oil Tank.....		14
	07. Cooling Air. Fan, Oil Temperature Regulator, Connecting Ducts and Clamps		15
	08. Oil Pump, Oil Filter, Pressure Relief Valve, and Tachometer		16
	09. Starter, Centrifugal Switch, Ignition Components, Time Totalizing Meter, and Thermocouple		18
	10. Power Unit Harness Assemblies, Battery Box and Cover, and Brackets		19
	11. Lower Electrical Rack		20
	12. Acceleration and Overtemperature Control Thermostat		22
	13. Air Pressure Regulator, Load Control Valve, and Load Control Thermostat		24
	14. Gas Turbine Engine Wiring Harness, Clamps, and Attaching Hardware		27
	15. Power Unit Harness Assemblies and Batteries		28
	16. Power Unit Harness Assemblies and Clamps		29
	17. Power Unit Harness Assemblies, Air Intake Door Interlock Switch and Clamps		30
	18. Power Unit Harness Assemblies		31
	19. Power Unit Harness Assemblies and Clamps		32
	20. Power Unit Harness Assemblies, Remote Operation Cable Adapter and Clamps		33
	21. Power Unit Radio Interference Suppression Components		35
	22. Power Unit Harness Assemblies		35
	23. Power Unit Harness Assemblies, Icing Sensors, and Clamps		36
	24. Power Unit Harness Assemblies, Remote Temperature Sensing Relay, Evaporation Anti-Ice Relay, Air Mixing Chamber Overtemperature Sensor and Clamps		37
	25. Power Unit Harness Assemblies, Air Mixing Chamber Overtemperature Sensor, and Clamps		38
	26. Power Unit Harness Assembly, Return Air Temperature Sensors, and Clamps		40
	27. Power Unit Harness Assemblies, Water Compartment Thermostatic Switch and Clamps		40
	28. Power Unit Harness Assemblies, Condenser Air Inlet and Outlet Door Interlock Switches, and Clamps		42
	29. Power Unit Harness Assemblies, Return Air Temperature Sensors, and Clamps		43

Group	30. Power Unit Harness Assemblies, Condenser Air Inlet and Outlet Door Interlock Switches, and Clamps	44
	31. Enclosure Panels and Doors	46
	32. Data Plates and Labels	50
	33. 60 Hz and 400 Hz Generators	51
	34. Upper Rack Assembly	52
	35. Instrument Panel Assembly	55
	36. Temperature Control Panel Assembly	59
	37. Conditioned Air System Circuit Breaker and Control Panel Assembly	60
	38. Stowable Items	63
	39. Receptacle Panel Assembly	65
	40. Vacuum System	69
	41. Compressed Air System	71
	42. Heat System Flow Control Valves	73
	43. Condenser Fans, Recirculating Air Fans and Fire Extinguisher	74
	44. Water System Plumbing, Valves, and Hot and Cold Water Pumps	75
	45. Hot Water Tank and Eater System Flow Control Valve	81
SECTION	IV. SPECIAL TOOLS, TEST AND SUPPORT EQUIPMENT FOR ORGANIZATIONAL MAINTENANCE	
Group	46. Special Tools	83
SECTION	V. FEDERAL STOCK NUMBER AND REFERENCE NUMBER INDEX	156

SECTION I

INTRODUCTION

1. Scope

This manual lists repair parts and special tools required for the performance of organizational maintenance of the power unit.

2. General

This Repair Parts and Special Tools List is divided into the following sections:

a. Prescribed Load Allowance (PLA)-Section II. A composite listing of the repair parts, special tools, test and support equipment having quantitative allowances for initial stockage at the organizational level.

b. Repair Parts-Section III. A list of repair parts authorized for the performance of maintenance at the organizational level in figure and item number sequence.

c. Special Tools, Test and Support Equipment-Section IV. A list of special tools, test and support equipment authorized for the performance of maintenance at the organizational level.

d. Federal Stock Number and Reference Number Index-Section V. A list of Federal stock numbers in ascending numerical sequence followed by a list of reference numbers in ascending alpha-numeric sequence, cross-referenced to the illustration figure number and item number.

3. Explanation of Columns

The following provides an explanation of columns in the tabular lists in sections II, III, and IV:

a. Source, Maintenance, and Recoverability Codes (SMR):

Note

Common hardware items known to be readily available in Army supply channels are assigned Maintenance codes only. Source codes, Recoverability codes, and Maintenance Allowances are not assigned this category

(1) Source code, indicates the selection status and source for the listed item. Source codes are:

Code	Explanation
P	Applied to repair parts which are stocked in or supplied from DSA/GSA or Army supply system, and authorized for use at indicated maintenance categories.
P2	Applied to repair parts which are procured and stocked for insurance purposes because the combat or military essentiality of the end

Code	Explanation
M	item dictates that a minimum quantity be available in the supply system. Applied to repair parts which are not procured or stocked but are to be manufactured at indicated maintenance categories.
A	Applied to assemblies which are not procured or stocked as such but are made up of two or more units, each of which carry individual stock numbers and descriptions and are procured and stocked and can be assembled by units at indicated maintenance categories.
X	Applied to parts and assemblies which are not procured or stocked; the mortality of which normally is below that of the applicable end item; and the failure of which should result in retirement of the end item from the supply system.
X1	Applied to repair parts which are not procured or stocked, the requirement for which will be supplied by use of the next higher assembly or component.
X2	Applied to repair parts which are not stocked. The indicated maintenance category requiring such repair parts will attempt to obtain them through cannibalization; if not obtainable through cannibalization, such repair parts will be requisitioned with supporting justification through normal supply channels.
C	Applied to repair parts authorized for local procurement. If not obtainable from local procurement, such repair parts will be requisitioned through normal supply channels with a supporting statement of nonavailability from local procurement.
G	Applied to major assemblies that are procured with PEMA (Procurement Equipment Missile Army) funds for initial issue only to be used as exchange assemblies at DSU and GSU maintenance level. These assemblies will not be stocked above DSU and GSU level or returned to depot supply level.
	(2) Maintenance code, indicates the lowest category of maintenance authorized to install the listed item. The maintenance level code is:
Code	Explanation
O	Organizational maintenance

(3) Recoverability code, indicates whether unserviceable items should be returned for recovery or salvage. Items not coded are expendable. Recoverability codes are:

Code	Explanation
R	Applied to repair parts and assemblies which are economically repairable at DSU and GSU activities and are normally furnished by supply on an exchange basis.
S	Applied to repair parts and assemblies which are economically repairable at DSU and GSU activities and which normally are furnished by supply on an exchange basis. When items are determined by a GSU to be uneconomically repairable, they will be evacuated to a depot for evaluation and analysis before final disposition.
T	Applied to high dollar value recoverable repair parts which are subject to special handling and are issued on an exchange basis. Such repair parts are normally repaired or overhauled at depot maintenance activities.
U	Applied to repair parts specifically selected for salvage by reclamation units because of precious metal content, critical materials, high dollar value reusable casings or castings.

b. *Federal Stock Number.* This column indicates the Federal stock number assigned to the item and will be used for requisition purposes.

c. *Description.* This column indicates the Federal item name and any additional description of the item required. The abbreviation "w/e", when used as a part of the nomenclature, indicates the Federal stock number includes all armament, equipment, accessories, and repair parts issued with the item. A part number or other reference number is followed by the applicable five-digit Federal supply code for manufacturers in parenthesis. Material required for manufacture or fabrication is identified.

d. *Unit of Issue.* A 2-character alphabetic abbreviation indicating the amount or quantity of the item upon which the allowances are based, e.g., ft, ea, pr, etc.

e. *Quantity Incorporated in Unit Pack.* This column indicates the actual quantity contained in the unit pack.

f. *Quantity Incorporated in Unit.* This column indicates the quantity of the item used in the functional group. A "V" appearing in this column in lieu of a quantity indicates that a definite quantity cannot be indicated (e.g., shims, spacers, etc.).

g. *15-Day Organizational Maintenance Allowance, Column (3) of Section II and Column (7) of Section III and IV.*

(1) The allowance columns are divided into four subcolumns. Indicated on each subcolumn opposite the first appearance of each item is the total quantity of items authorized for the number of equipments supported. Subsequent appearances of the same item will have the letters "REF" in the allowance column.

(2) The quantitative allowances for organizational level of maintenance represents one initial prescribed load for a 15-day period for the number of equipments supported. Units and organizations authorized additional prescribed loads will multiply the number of prescribed loads authorized by the quantity of repair parts reflected in the density column applicable to the number of items supported to obtain the total quantity of repair parts authorized.

(3) Organizational units providing maintenance for more than 100 of these equipments shall determine the total quantity of parts required by converting the equipment quantity to a decimal factor by placing a decimal point before the next to last digit of the number to indicate hundredths, and multiplying the decimal factor by the parts quantity authorized in the 51-100 allowance column. Example, authorized allowance for 51-100 equipments is 40; for 150 equipments multiply 40 by 1.50 or 60 parts required.

(4) Subsequent changes to allowances will be limited as follows:

No change in the range of items is authorized. If additional items are considered necessary, recommendation should be forwarded to U.S. Army Mobility Equipment Command for exception or revision to the allowance list. Revisions to the range of items authorized will be made by the U.S. Army Mobility Equipment Command based upon engineering experience, demand data, or TAERS information.

h. *Illustration, Column (8).* This column is divided as follows:

(1) *Figure number, column (8)(a).* Indicates the figure number of the illustration in which the item is shown.

(2) *Item number, column (8)(b).* Indicates the callout number used to reference the item in the illustration.

4. Special Information

a. Repair parts; mortality has been based on 8000 hours of operation per year.

b. The quantity shown in column headed 15 day organizational maintenance alw is computed on the basis of 100 equipments. Other allowance columns are blank.

c. Parts which require manufacture or assembly at a category higher than that authorized for

installation will indicate in the source column the higher category.

d. For end items authorized mandatory stockage of repair parts of the Department of the Army, on a case by case basis, the mandatory stockage items are indicated by a plus "+" sign as the first character in the end item density column of both the Repair Parts List and the Prescribed Load Allowance for each such authorized allowance quantity.

e. The following publications pertain to the power unit and its components:

- TM 5-6115 Operator and organiza-
- 434-12 tional maintenance
- LO 5-6115- manual
- 434-12 Lubrication order

5. How to Locate Repair Parts

a. When Federal stock number or reference number is unknown:

(1) *First.* Using the table of contents, determine the functional group, functional subgroup, or assembly group, i.e., engine, engine assembly, transmission, transmission assembly, within which the repair part belongs. This is necessary since illustrations are prepared for functional groups, functional subgroups, or assembly groups, and listings are divided into the same groups.

(2) *Second.* Find the illustration covering the functional group, functional subgroup, or assembly group to which the repair part belongs.

(3) *Third.* Identify the repair part on the illustration and note the illustration figure and item number of the repair part.

(4) *Fourth.* Using the Repair Parts Listing, find the functional group, functional subgroup, or assembly group to which the repair part belongs and locate the illustration figure and item number noted on the illustration.

b. When the Federal stock number or reference number is known:

(1) *First.* Using the Index of Federal Stock Numbers and Reference Numbers find the pertinent Federal stock number or reference number. This index is in ascending FSN sequence followed by a list of reference numbers in alpha-numeric sequence, cross-referenced to the illustration figure number and item number.

(2) *Second.* Using the Repair Part Listing, find the functional group, functional subgroup, or assembly group of the repair part and the illustration figure number and item number referenced in the Index of Federal Stock Numbers and Reference Numbers.

6. Abbreviations

acalternating current

amps amperes
 assy assembly
 bhd bulkhead
 dc direct current
 ea each
 elec electric
 fl fuel
 hex hexagon
 Hg mercury
 hz cycle
 kw kilowatt
 lock locking
 n non-metallic
 pnl panel
 pwr power
 rub rubber
 sl spool
 slv sleeve
 spl special
 temp temperature

7. Federal Supply Codes for Manufacturers

Code	Manufacturer
01029.....	Jamesbury Corp.
01885.....	Hadco Engineering Co. Division of Interstate Engineering Corp.
03670.....	Ansul Co. The
07688.....	Joint Electron Device Engineering Council
08484.....	Breeze Corporations Inc.
15235.....	Crouse-Hinds Co.
19220.....	Eberhard Mfg. Co.
30327.....	Imperial-Eastman Corp.
31356.....	J-B-T Instruments Inc.
65092.....	Weston Instruments Inc.
70128.....	Aeroquip Corp. Aircraft Div. Western Plant
70210.....	AiResearch Mfg. Division of Garrett Corp.
70628.....	Arrowhead Products Division of Federal-Mogul Corp.
71468.....	ITT Cannon Electric Inc.
72619.....	Dialight Corp.
73803.....	Metals and Controls Inc. Metallurgical Products Group
74063.....	Hartman Electrical Mfg. Co.
74065.....	Harvey Mfg. Co.
74193.....	Heinemann Electric Corp.
75165.....	Johns-Manville Corp.
75361.....	Koehler-Dayton Inc.
76005.....	Lord Mfg. Co. Division of Lord Corp.
76374.....	Mechanical Products Inc.
76530.....	Cinch-Monadnock Division of United-Carr Inc.
77820.....	Bendix Corp. Electrical Components Division
80205.....	National Aerospace Standards Committee
81321.....	Purolator Products Inc.
81329.....	Washington Boat Center
82121.....	Electro Switch Corp.
82647.....	Metals and Controls Inc. Controls Product Group
83259.....	Parker Seal Corp.
83298.....	Bendix Corp. Electric Power Division
84971.....	TA Mfg. Corp.
88044.....	Aeronautical Standards Group Dept. of Navy and Air Force
91561.....	Bruning Co

Code	Manufacturer
91929	Honeywell Inc. Micro Switch Division
94222	South Chester Corp.
94581	National Utilities Corp.
94640	Henry Engineering Co.
96906	Military Standards Promulgated by Standardization Div. Directorate of Logistic Services DSA
97539	APM-Hexseal Corp.
98441	Stratoflex Inc.
98625	Aeroquip Corp. Marmen Division
99193	AiResearch Mfg. Co. of Arizona

8. Recommendations for Maintenance Publication Improvement

Report of errors, omissions, and recommendations for improving this publication by the individual user is encouraged. Reports should be submitted on DA Form 2028 (Recommended Changes to DA Publications) and forwarded direct to Commanding General, U.S., Army Mobility Equipment Command, ATTN: AMSME-MPP, 4300 Goodfellow Blvd., St. Louis, Mo. 63120.

**SECTION II
PRESCRIBED LOAD ALLOWANCE**

(1) FEDERAL STOCK NUMBER	(2) DESCRIPTION	(3) 15-DAY ORGANIZATIONAL MAINTENANCE ALLOWANCE			
		(a) 1-5	(b) 6-20	(c) 21-50	(d) 51-100
2835-854-4469	GROUP 01 - ENGINE PARTS KIT, POWER UNIT, FIELD	8	33	66	133
2835-854-4648	GROUP 02 - COMBUSTION CAP, COMBUSTION LINER, AND FUEL ATOMIZER ASSEMBLY			2	2
2835-834-7894	CAP ASSY, COMBUSTOR ATOMIZER ASSY, COMBUSTION CHAMBER FUEL		2	3	7
2853-934-7896	LINER ASSY, COMBUSTION CHAMBER		2	2	3
2910-315-8305	SCREEN, FUEL	2	3	7	13
5330-052-2331	PACKING, PREFORMED			2	2
5330-452-2430	PACKING, PREFORMED			2	2
5340-914-8454	COUPLING, GROOVED CLAMP			2	2
	GROUP 03 - FUEL SYSTEM PLUMBING, LUBRICATION SYSTEM PLUMBING, AND CONTROL AIR PLUMBING				
2835-843-7692	TUBE ASSY			2	2
2835-843-7693	TUBE ASSY			2	2
2835-843-7700	TUBE ASSY			2	2
2835-843-7704	TUBE ASSY				2
2835-843-7705	TUBE ASSY				2
2835-843-7711	TUBE ASSY			2	2
2835-843-7712	TUBE ASSY				2
2835-843-7715	TUBE ASSY			2	2
2835-854-4365	TUBE ASSY			2	2
2835-854-4367	TUBE ASSY			2	2
2835-854-4474	TUBE ASSY			2	2
2835-854-4658	TUBE ASSY			2	2
2835-854-4660	TUBE ASSY			2	2
2835-854-4661	TUBE ASSY			2	2
2835-854-4679	TUBE ASSY			2	2
2835-854-4680	TUBE ASSY				2
2835-854-4682	TUBE ASSY			2	2
2836-864-4685	TUBE ASSY			2	2
2835-854-4694	TUBE ASSY			2	2
2835-854-4816	HEATER ASSY, FUEL LINE		2	2	2
2835-854-4817	TUBE ASSY			2	2
2835-854-4939	HOSE, NM			2	2
2835-854-4940	TUBE ASSY				2
2835-859-2479	TUBE ASSY			2	2
2835-859-2493	TUBE ASSY			2	2
2835-859-2534	TUBE ASSY			2	2
2835-859-2540	TUBE ASSY, FUEL			2	2
2835-859-2564	TUBE ASSY, FUEL		2	2	2
2835-859-2576	VALVE, RELIEF		2	3	7
2835-859-2666	PLUG, OIL PUMP				2
2835-863-8486	TUBE ASSY				2
2835-863-8489	TUBE ASSY			2	2
2835-863-8490	TUBE ASSY			2	2
2835-863-8491	TUBE ASSY			2	2
2835-876-7734	BRACKET		2	2	2

(1) FEDERAL STOCK NUMBER	(2) DESCRIPTION USABLE ON CODE	(3) 15-DAY ORGANIZATIONAL MAINTENANCE ALLOWANCE			
		(a)	(b)	(c)	(d)
		1-5	6-20	21-50	51-100
2835-916-3546	REDUCER ASSY			2	2
4710-803-8503	TUBE ASSY			2	2
4710-803-8504	TUBE ASSY			2	2
4710-927-4150	TUBE ASSY				2
4710-929-7249	TUBE ASSY				2
4720-757-4817	HOSE, RUBBER		2	2	2
4720-997-4405	HOSE, ASSY			2	2
4730-142-1141	FITTING			2	2
4730-885-9801	ELBOW TUBE		2	2	2
5330-861-1395	PACKING		2	2	2
5330-861-1396	PACKING	2	2	4	8
5330-861-1396	PACKING	2	2	4	8
5330-883-4215	PACKING		2	2	4
5330-926-4046	PACKING			2	2
5530-052-3595	PACKING WITH RETAINER	2	2	6	10
2835-168-2605	HOSE, NM		2	2	2
	GROUP 04 - FUEL CONTROL, FUEL TANK FUEL BOOST PUMP AND FUEL FILTER				
1650-516-4514	FILTER ELEMENT	8	33	66	133
2835-570-1692	FITTING, SOLENOID SUPPORT			2	2
2910-049-3573	CAP, FILTER		2	8	7
2910-059-3710	PUMP, ROTARY BOOST		2	2	8
2940-203-3101	ELEMENT ASSY	8	33	66	133
2910-779-7550	VALVE, SOLENOID		2	3	7
2910-908-1429	CONTROL, FUEL	2	3	5	10
3120-662-7341	WASHER, THRUST			2	2
5330-835-1215	PACKING		2	2	3
5330-845-0909	PACKING	8	33	66	133
5330-757-6867	PACKING	8	33	66	3
6115-014-7486	DRIVE SHAFT			2	2
2835-854-4925	TANK ASSY, FUEL				2
6115-773-1884	BODY ASSY, FILTER FUEL			2	2
	GROUP 05 - EXTERNAL FUEL SYSTEM FILTER ASSEMBLY				
2835-854-4794	FILTER, FL PRESS				2
2835-854-4798	BRACKET ASSY				2
2835-854-4799	FILTER ASSY				2
2940-362-0830	FILTER, FL PRESS	26	104	208	417
4710-873-6881	TUBE ASSY			2	2
4730-887-9287	ELBOW			2	2
4820-998-5984	VALVE, BALL				2
	GROUP 06 - LOW OIL PRESSURE SWITCH, OIL SCAVENGE PUMP, AND OIL TANK				
1730-566-4488	TANK ASSY, OIL		2	2	3
2835-103-1162	SWITCH, PRESSURE, LOW OIL		2	3	7
2835-934-7920	PUMP ASSY, ROTARY			2	2
5330-861-1396	GASKET O-RING	2	2	4	8
5330-882-0654	PACKING				2
6680-730-8372	DIP STICK ASSY			2	2
	GROUP 07 - COOLING AIR FAN, OIL TEMPERATURE REGULATOR, CONNECTING DUCTS AND CLAMP				
2835-859-2620	SCREEN ASSY			2	2
2835-863-8519	SUPPORT ASSY				2
2835-865-6362	HOSE, RUB		2	2	2
2835-865-6363	HOSE, RUB		2	2	2
2835-875-8109	HOSE, RUB		2	2	2
2835-934-7914	FAN ASSY, COOLING		2	2	2
2935-313-1140	VALVE, TEMPERATURE CONTROL, OIL			2	2
2935-608-6308	REGULATOR ASSY		2	2	3
2935-599-0052	PACKING	2	2	4	8

(1) FEDERAL STOCK NUMBER	(2) DESCRIPTION USABLE ON CODE	(3) 15-DAY ORGANIZATIONAL MAINTENANCE ALLOWANCE			
		(a)	(b)	(c)	(d)
		1-5	6-20	21-50	51-100
4720-081-5091	HOSE, RUB		2	2	3
4720-081-5092	HOSE, RUB		2	2	3
4720-081-5093	HOSE, RUB		2	2	3
4730-887-9280	CLAMP HOSE			2	2
4730-908-6293	CLAMP, HOSE		2	2	2
4730-908-6294	CLAMP		2	2	2
5330-882-0651	PACKING	2	3	7	13
5340-881-1762	WASHER		2	2	2
6115-843-8739	TEE, DUCT ASSY		2	2	3
	GROUP 08 - OIL PUMP, OIL FILTER, PRESSURE VALVE, AND TACHOMETER				
2835-347-9982	CASE ASSY, FILTER		2	2	4
2835-585-7970	PRESSURE RELIEF VALVE		2	2	2
2835-873-4027	PLATE WARNING		2	2	2
2835-934-7922	PUMP ASSY, OIL		2	2	2
2940-203-3101	ELEMENT ASSY	8	33	66	133
5330-883-2796	PACKING	2	3	5	10
5330-198-6163	PACKING		2	2	3
5330-882-7826	PACKING	2	3	7	13
5330-969-8626	PACKING		2	2	3
	GROUP 09 - STARTER, CENTRIFUGAL SWITCH, IGNITION COMPONENTS, TIME TOTALIZING METER, AND THERMOCOUPLE				
2835-101-9870	SWITCH ASSY, CENTRIFUGAL	2	2	4	8
2835-843-7666	LEAD, ELECTRICAL IGNITION		2	2	4
2835-915-9460	GASKET, IGNITER	2	8	7	13
2920-776-4482	IGNITER PLUG	2	8	7	13
2920-866-7435	IGNITION UNIT		2	3	7
2920-990-8906	STARTER, ELECTRIC			2	2
5306-079-1922	BOLT, MACHINE		2	2	3
5330-845-4324	PACKING		2	3	7
5330-861-1396	PACKING	2	2	4	8
5330-988-5812	PACKING	2	2	4	8
5925-785-2675	CIRCUIT BREAKER		2	2	3
5930-996-7510	SWITCH, PRESSURE, OIL SEQUENCE		2	3	7
6115-833-7784	BRACKET ASSY			2	2
6645-972-7835	METER, TIME			2	2
6685-766-7936	THERMOCOUPLE		2	2	3
	GROUP 10 - POWER UNIT HARNESS ASSEMBLIES, BATTERY BOX AND COVER, AND BRACKETS				
6115-843-8596	HARNESS ASSY				2
6140-843-4015	COVER, BATTERY				2
6140-843-8016	BOX ASSY, BATTERY				2
6115-843-8621	HARNESS ASSY				2
	891467-1 (99193)				2
	GROUP 11 - LOWER ELECTRICAL RACK				
5945-080-3802	RELAY, ARMATURE			2	2
5945-615-7493	RELAY, ARMATURE				2
6945-883-6735	RELAY ARMATURE				2
5946-927-2785	RELAY ARMATURE				2
5950-936-5032	TRANSFORMER		2	2	2
6150-567-1454	LINK, TERMINAL				2
6115-863-8548	HARNESS ASSY				2
	GROUP 12 - ACCELERATION AND OVERTEMPERATURE CONTROL THERMOSTAT				
5306-014-9474	BOLT, SPECIAL		2	3	7
5310-695-7936	WASHER, SHIM	2	4	6	14

(1) FEDERAL STOCK NUMBER	(2) DESCRIPTION USABLE ON CODE	(3) 15-DAY ORGANIZATIONAL MAINTENANCE ALLOWANCE			
		(a)	(b)	(c)	(d)
		1-5	6-20	21-50	51-100
6115-830-8314 6685-936-5028	PLATE, RETAINING THERMOSTAT, PNEUMATIC GROUP 13 - AIR PRESSURE REGULATOR, LOAD CONTROL VALVE, AND LOAD CONTROL THERMOSTAT		2 2	2 3	2 7
2835-861-9955 2910-056-2120 2910-621-3577 2910-875-9628 4810-995-1137 5306-014-9474 5310-595-7936 5330-842-8170 5340-329-2122 5340-939-0612 6115-830-8314 6685-936-5029	AIR PRESSURE REGULATOR FILTER ELEMENT SEAL AND RETAINER COVER, FILTER VALVE, SHUTOFF BOLT WASHER, SHIM PACKING CLAMP CLAMP PLATE, RETAINING THERMOSTAT, PNEUMATIC, LOAD CONTROL		2 2 12 2 2 4 2 2 2 2 2 2	3 2 20 2 3 14 3 2 2 3 2 3	7 3 40 2 2 7 26 7 2 2 2 7
4130-863-8557	DUCT ASSY GROUP 14 - GAS TURBINE ENGINE WIRING HARNESS, CLAMPS, AND ATTACHING HARDWARE		2	2	3
2920-933-0578 5310-702-9119	HARNESS ASSY WASHER GROUP 15 - POWER UNIT HARNESS ASSEMBLIES AND BATTERIES		2	2 2	2 2
6115-833-7785 6115-871-6658 6140-057-2553 6140-843-8019	WIRE HARNESS ASSY WIRE HARNESS ASSY BATTERY, STORAGE, LEAD ACID WIRE ASSY, BATTERY LEAD GROUP 16 - POWER UNIT HARNESS ASSEMBLIES AND CLAMPS			2	2 2 2 2
5340-954-6826 5340-990-9300 6115-843-7650	CLAMP, LOOP CLAMP, LOOP WIRE HARNESS ASSY GROUP 17 - POWER UNIT HARNESS ASSEMBLIES, AIR INTAKE DOOR INTERLOCK SWITCH AND CLAMPS		2 2	2 4	2 7 2
5340-837-8084 6115-843-8611 5340-993-5475	CLAMP, LOOP HARNESS ASSY CLAMP, LOOP GROUP 18 - POWER UNIT HARNESS ASSEMBLIES			2	2 2 2
6115-843-8609 6115-843-8610	WIRE HARNESS ASSY WIRE HARNESS ASSY GROUP 19 - POWER UNIT HARNESS ASSEMBLIES AND CLAMPS				2 2
5340-952-0906 5340-990-9300 6115-859-2382	CLAMP, LOOP CLAMP, LOOP HARNESS ASSY GROUP 20 - POWER UNIT HARNESS ASSEMBLIES, REMOTE OPERATION CABLE ADAPTER, AND CLAMPS		2	2 4	2 7 2
5340-021-3872 5340-952-0906 5340-990-9300 5935-791-2302 6115-830-8312 6115-863-8448	COVER, PROTECTIVE CLAMP, LOOP CLAMP, LOOP CONNECTOR, RECEPTACLE HARNESS ASSY HARNESS ASSY		2	2 4	2 2 7 2 2 2

(1) FEDERAL STOCK NUMBER	(2) DESCRIPTION USABLE ON CODE	(3) 15-DAY ORGANIZATIONAL MAINTENANCE ALLOWANCE			
		(a) 1-5	(b) 6-20	(c) 21-50	(d) 51-100
5910-706-4237	GROUP 21 - POWER UNIT RADIO INTERFERENCE SUPPRESSION COMPONENTS CAPACITOR		2	2	2
6115-843-8557 6115-875-8127	GROUP 22 - POWER UNIT HARNESS ASSEMBLIES HARNESS ASSY HARNESS ASSY				2 2
6115-843-8553	GROUP 23 - POWER UNIT HARNESS ASSEMBLIES, ICING SENSORS, AND CLAMPS HARNESS ASSY				2
5340-954-6826 5930-167-7853	GROUP 24 - POWER UNIT HARNESS ASSEMBLIES, REMOTE TEMPERATURE SENSING RELAY, EVAPORATION ANTI-ICE RELAY, AIR MIXING CHAMBER OVERTEMPERATURE SENSOR AND CLAMPS CLAMP, LOOP SWITCH, THERMOSTATIC AIR HEAT CONTROL		2	2 2	2 2
5946-621-0074 6115-830-8310 5340-993-6245	RELAY ASSY, ARMATURE WIRE HARNESS ASSY CLAMP, LOOP		2	3	7 2 2
5930-167-7853	GROUP 25 - POWER UNIT HARNESS ASSEMBLIES, AIR MIXING CHAMBER OVERTEMPERATURE SENSOR, AND CLAMPS SWITCH, THERMOSTATIC AIR HEAT CONTROL			2	2
6115-830-8312 5340-990-9300	WIRE HARNESS ASSY CLAMP, LOOP		2	4	2 7
5340-990-9299 6115-843-8605 6685-866-4596	GROUP 26 - POWER UNIT HARNESS ASSEMBLY, RETURN AIR TEMPERATURE SENSORS, AND CLAMPS CLAMP, LOOP WIRE HARNESS ASSY SENSOR TEMP.		2	2	3 2 8
5340-837-8004 6115-843-8594	GROUP 27 - POWER UNIT HARNESS ASSEMBLIES, WATER COMPARTMENT THERMOSTATIC SWITCH AND CLAMPS CLAMP, LOOP WIRE HARNESS ASSY			2	2 2
5340-900-9300 5930-883-6840 5945-615-7493 6115-833-7783	GROUP 28 - POWER UNIT HARNESS ASSEMBLIES, CONDENSER AIR INLET AND OUTLET DOOR INTERLOCK SWITCHES, AND CLAMPS CLAMP, LOOP SWITCH ASSY, HG SWITCH, PUSH, PULL WIRE, HARNESS ASSY ROD, SWITCH EXTENSION 891753-1 (99193)		2	4 2	7 2 2 2 2
5340-990-9299 5935-884-1453 6115-843-8605	GROUP 29 - POWER UNIT HARNESS ASSEMBLIES, RETURN AIR TEMPERATURE SENSORS, AND CLAMPS CLAMP, LOOP PLUG, ELECTRICAL, SHORTING WIRE HARNESS ASSY		2	2 3	3 2

(1) FEDERAL STOCK NUMBER	(2) DESCRIPTION <u>USABLE ON CODE</u>	(3) 15-DAY ORGANIZATIONAL MAINTENANCE ALLOWANCE			
		(a)	(b)	(c)	(d)
		1-5	6-20	21-50	51-100
6685-866-4596 5340-993-6245	SENSOR TEMP. CLAMP, LOOP GROUP 30 - POWER UNIT HARNESS ASSEMBLIES, CONDENSER AIR INLET AND OUTLET DOOR INTERLOCK SWITCHES, AND CLAMPS	2	2 2	4 2	8 2
5340-990-9300 5930-883-6840 5930-972-9213	CLAMP, LOOP SWITCH ASSY SWITCH, PUSH-PULL ROD, SWITCH EXTENSION 891753-1 (99193) GROUP 31- ENCLOSURE PANELS AND DOORS		2	4 2 2 2	7 2 2 2
5310-104-5141 5310-822-8525 5325-171-7145 5325-432-9796 5325-703-9354 5325-899-3265 7325-933-7564 5340-055-8649 5340-882-0715 5340-886-5747 6115-830-8249 6115-830-8294 6115-833-7769 6115-833-7786 6115-833-7787 6115-833-7888 6115-830-8269 6125-568-7798	NUT WASHER, SPLIT STUD, FASTENER STUD, FASTENER STUD, FASTENER STUD, FASTENER STUD, FASTENER STUD, FASTENER BOLT RING, TIEDOWN MOUNT, SHOCK COUPLING, CLAMP SEAL ASSY BRACKET ASSY COVER DOOR ASSY, ACCES BRACKET RING ASSY BRACKET STEP STUD. FASTENER 5-0-440 (94222)	2 2	2 2 2 2 2 2	4 4 2 2 2 2 2 2	2 7 8 2 2 2 2 2 2 2 2 2
5325-097-9086 6115-833-7796 5325-089-0713 5325-899-3269 5310-845-5472	STUD, FASTENER RING ASSY STUD, FASTENER STUD, FASTENER RETAINER GROUP 32 - DATA PLATES AND LABELS	2	2 2 2 2	2 2 3 4	2 2 3 6 8
2835-865-6364 4130-863-8704 6115-843-8687 6115-843-8723 6115-843-8729 6115-843-8668	LABEL, OIL TANK LABEL, REFRIGERANT LABEL, WIRING LABEL, WIRING LABEL, WIRING DECAL, OPERATING INSTRUCTION GROUP 33 - 60 Hz AND 400 Hz GENERATORS			2 2 2 2 2	2 4 2 2 2 2
5340-882-0549 6115-843-8796 6115-933-0585 6115-933-0586 6115-843-8621 5340-042-8636	CLAMP CHAMBER ASSY GENERATOR, 10KW, 60 HZ GENERATOR, AC, 90KW, 400 HZ HARNES ASSY CLAMP GROUP 34 - UPPER RACK ASSEMBLY			2 2 2 2 2	2 2 2 2 2
5445-883-6735 5925-798-5288 5945-080-3802 5945-080-6371 5945-080-6382 5945-958-9266 5950-167-0834	RELAY ARMATURE RELAY, THERMAL RELAY ARMATURE RELAY ASSY PANEL, RELAY RELAY, ARMATURE TRANSFORMER, 400 CYCLE		2 2 2 2	2 2 2 2	2 2 2 2 2 2

(1) FEDERAL STOCK NUMBER	(2) DESCRIPTION USABLE ON CODE	(3) 15-DAY ORGANIZATIONAL MAINTENANCE ALLOWANCE			
		(a)	(b)	(c)	(d)
		1-5	6-20	21-50	51-100
6110-010-0305	PANEL, PROTECTIVE		2	3	7
6110-934-7942	VOLTAGE, REGULATOR, 60 HZ			2	2
6110-934-7943	REGULATOR, VOLTAGE 400 HZ			2	2
6110-933-0583	PANEL, PROTECTIVE		2	3	7
6130-933-0587	CHARGER, ASSY, BATTERY				2
6150-567-1424	LINK, TERMINAL				2
6150-567-1429	LINK, TERMINAL				2
6150-567-1432	LINK, TERMINAL				2
6115-854-4491	WIRE HARNESS ASSY				2
6150-715-3485	LINK, TERMINAL				2
	GROUP 35 - INSTRUMENT PANEL ASSEMBLY				
5310-883-2943	WASHER, FLAT		2	2	3
5330-876-1126	GASKET, METER		2	2	2
5925-655-3449	CIRCUIT BREAKER, 5 AMP				2
5925-904-2964	CIRCUIT BREAKER, 3 AMP				2
5925-915-8190	CIRCUIT BREAKER, 5 AMP				2
5930-539-7013	BOOT, DUST			2	2
5930-552-8366	SWITCH, ROTARY				2
5930-782-6148	SWITCH, TOGGLE			2	2
5930-832-3269	BOOT, DUST				2
5930-848-3944	SWITCH, ROTARY			2	2
5930-848-3945	SWITCH, ROTARY			2	2
5930-857-4442	RELAY, SWITCH				2
5930-883-0111	SWITCH, ROTARY				2
5975-817-3425	BOOT, PUSH BUTTON			2	2
6625-264-8026	METER, FREQUENCY, 60 HZ			2	2
6625-668-9518	VOLTMETER, 60 HZ			2	2
6625-688-9747	VOLTMETER, 400 HZ			2	2
6625-869-3145	AMMETER, AC, 400 HZ			2	2
6625-869-3146	METER, FREQUENCY, 400 HZ			2	2
6625-869-3147	AMMETER, AC, 60 HZ			2	2
6685-957-3808	INDICATOR, EXHAUST TEMP			2	2
6115-871-6657	HARNESS ASSY				2
4920-861-5618	LIGHT ASSY PNL		2	3	5
	AMMETER, DC, 30-0 + 30 AMPS			2	2
	MR36W3T3DCAAR (07688)				
5925-835-4431	CIRCUIT BREAKER			2	2
5930-761-5808	SEAL, SHAFT, ROTARY			2	2
	RELAY			2	2
	303646-12 (99193)				
	GROUP 36 - TEMPERATURE CONTROL PANEL ASSEMBLY				
5930-782-6149	SWITCH ASSY, TEMPERATURE CONTROL			2	2
5930-848-3944	SWITCH ASSY			2	2
4920-861-5618	LIGHT ASSY, PANEL		2	3	5
	GROUP 37 - CONDITIONED AIR SYSTEM CIRCUIT BREAKER AND CONTROL PANEL ASSEMBLY				
1450-972-7835	METER, TIME			2	2
5925-561-7328	CIRCUIT BREAKER, AIR CONDITIONING CONTROL		2	2	2
5925-620-2926	RELAY, THERMAL			2	2
5925-785-2675	CIRCUIT BREAKER		2	2	3
5945-883-6837	RELAY, TIME DELAY			2	3
5945-883-6839	RELAY, TIME DELAY			2	3
5945-884-1396	RELAY ARMATURE			2	2
5945-884-1397	RELAY ARMATURE				2
5945-884-1398	RELAY ARMATURE		2	2	2
6115-843-8014	HARNESS ASSY				2
6115-843-7896	HARNESS ASSY				2
6115-859-2359	HARNESS ASSY				2

(1) FEDERAL STOCK NUMBER	(2) DESCRIPTION USABLE ON CODE	(3) 15-DAY ORGANIZATIONAL MAINTENANCE ALLOWANCE			
		(a) 1-5	(b) 6-20	(c) 21-50	(d) 51-100
6115-866-4354	HARNESS ASSY				2
6115-866-4411	HARNESS ASSY				2
6150-567-1433	LINK, TERMINAL			2	2
6150-567-1438	LINK, TERMINAL			2	2
4920-861-5618	LIGHT PANEL		2	3	5
GROUP 38 - STOWABLE ITEMS					
2835-843-7750	HOSE ASSY, BLEED AIR				2
2835-859-3132	EJECTOR ASSY, AIR				2
3010-861-8090	COUPLING ASSY		2	3	5
4130-863-8636	DUCT, AIR CONDITIONED	2	2	4	8
4130-863-8986	CABLE, REMOTE SENSING		2	2	3
5410-863-8594	CABLE, PWR, 400 CYCLE MAIN			2	2
5410-863-8595	CABLE, PWR, 60 CYCLE MAIN			2	2
6115-843-8612	CABLE, POWER				2
6115-859-2346	CABLE ASSY, REMOTE POWER, 400 CYCLES		2	2	2
6115-859-2352	CABLE ASSY, PWR, REMOTE START JUMPER				2
6115-871-6709	CABLE ASSY, PWR, REMOTE START CONTROL			2	2
6115-689-5658	HOSE ASSY, HEATER			2	2
	HOSE ASSY, HEATER 889140-2 (99193)			2	2
GROUP 39 - RECEPTACLE PANEL ASSEMBLY					
5910-081-8800	CAPACITOR		2	2	2
5910-883-0103	CAPACITOR		2	2	2
5910-883-0104	CAPACITOR			2	2
5925-079-5951	CIRCUIT BREAKER				2
5935-105-2360	CONNECTOR, RECEPTACLE			2	2
5935-818-5725	COVER, ELEC CONNECTOR				2
5935-863-9088	GASKET		2	2	3
5940-500-8712	TERMINAL STUD, GROUNDING		2	2	2
5940-775-6086	BOLT, GROUND				2
5975-817-3425	BOOT, DUST				2
6115-830-8317	BRACKET				2
6115-830-8319	BRACKET				2
6115-854-4492	WIRE HARNESS ASSY				2
6115-854-4496	WIRE HARNESS ASSY				2
6115-859-2379	WIRE HARNESS ASSY				2
6115-866-4409	WIRE HARNESS ASSY				2
6115-871-6656	WIRE HARNESS ASSY				2
5910-882-0556	CAPACITOR			2	2
5975-581-0768	COVER		2	2	2
5935-390-0021	CONNECTOR, RECEPTACLE			2	2
5330-807-4773	GASKET, BOX CONNECTOR, ELEC				2
GROUP 40 - VACUUM SYSTEM					
	TUBE ASSY 891431-1 (99193)				2
GROUP 41 - COMPRESSED AIR SYSTEM					
2835-815-2843	TUBE ASSY, VENTURI				2
2835-843-7672	TUBE ASSY				2
2835-843-7691	TUBE ASSY				2
2835-843-7749	NUT, BHD, SPL				2
2835-854-4468	HOSE, AIR CLEANER				2
2835-854-4676	VALVE, BALL				2
2835-854-4768	HOSE ASSY				2
2835-854-4769	HOSE ASSY				2
2835-865-6335	HOSE, AIR CLEANER				2
4710-018-6739	TUBE ASSY				2
4710-018-6740	TUBE ASSY				2
4730-883-7775	COUPLING, HALF				2

(1) FEDERAL STOCK NUMBER	(2) DESCRIPTION USABLE ON CODE	(3) 15-DAY ORGANIZATIONAL MAINTENANCE ALLOWANCE			
		(a)	(b)	(c)	(d)
		1-5	6-20	21-50	51-100
4730-885-9802	TEE ASSY				2
4810-993-3946	SOLENOID VALVE			2	2
5330-346-2667	GASKET, METAL				2
5340-562-4453	CLAMP, COUPLING, GROOVED				2
5340-882-7719	CLAMP V BEND				2
4730-044-0365	CLOSE NIPPLE				2
	GROUP 42 - HEAT SYSTEM FLOW CONTROL VALVES				
4130-863-8550	SHIELD, HEAT		2	4	8
4810-993-3933	VALVE, SHUTOFF		2	2	2
5330-331-9572	GASKET, METAL	2	4	7	15
5340-582-3677	COUPLING CLAMP		2	3	6
	GROUP 43 - CONDENSER FANS, RECIRCULATING AIR FANS AND FIRE EXTINGUISHER				
4130-832-9009	FAN, AXIAL		2	4	8
4130-863-8737	FILTER, AIR		2	4	7
4130-933-0570	FAN, TUBE AXIAL		2	4	8
4210-012-2507	EXTINGUISHER, FIRE		2	2	2
5340-883-2914	SPACER SLV		2	2	3
5340-883-2919	MOUNT, RESILIENT		2	2	4
5310-167-0893	WASHER		2	2	2
	GROUP 44 - WATER SYSTEM PLUMBING, VALVES, AND HOT AND COLD WATER PUMPS				
2836-934-7891	PUMP, CENTRIFUGAL HOT WATER		2	2	2
2836-934-7901	PUMP, CENTRIFUGAL COLD WATER		2	2	3
4520-866-4361	TANK, HOT WATER				2
4520-866-4372	TANK, SURGE				2
4520-889-6387	PIPE, STAND				2
4710-927-4112	TUBE ASSY				2
4710-927-4116	TUBE ASSY				2
4710-927-4117	TUBE ASSY				2
4710-927-4118	TUBE ASSY				2
4710-927-4119	TUBE ASSY				2
4710-927-4120	TUBE ASSY				2
4710-927-4123	TUBE ASSY				2
4710-927-4124	TUBE ASSY				2
4710-927-4125	TUBE ASSY				2
4710-927-4126	TUBE ASSY				2
4710-927-4127	TUBE ASSY				2
4710-927-4128	TUBE ASSY				2
4710-927-4129	TUBE ASSY				2
4710-927-4132	TUBE ASSY				2
4710-927-4133	TUBE ASSY				2
4710-927-4136	TUBE ASSY				2
4710-927-4137	TUBE ASSY				2
4710-927-4138	TUBE ASSY				2
4710-927-4139	TUBE ASSY				2
4710-927-4140	TUBE ASSY				2
4710-927-4142	TUBE ASSY				2
4710-927-4143	TUBE ASSY				2
4710-927-4148	TUBE ASSY				2
4710-927-4149	TUBE ASSY				2
4730-722-2366	CLAMP				2
4730-998-7237	COUPLING, HALF			2	2
4730-998-7238	COUPLING, HALF			2	2
4820-869-3137	VALVE				2
4820-869-5174	VALVE				2
4820-871-0861	VALVE				2
4820-998-7239	VALVE				2

(1) FEDERAL STOCK NUMBER	(2) DESCRIPTION USABLE ON CODE	(3) 15-DAY ORGANIZATIONAL MAINTENANCE ALLOWANCE			
		(a)	(b)	(c)	(d)
		1-5	6-20	21-50	51-100
4820-998-7239	VALVE				2
5640-881-9302	INSULATION			2	2
5930-726-9564	SWITCH, THERMO			2	2
	SWITCH, PRESSURE			2	2
	1238 (98506)				
	SWITCH, PRESSURE			2	2
	1239 (98506)				
	TUBE ASSY				2
	891461-1 (99193)				
	GROUP 45 - HOT WATER TANK AND HEATER SYSTEM FLOW CONTROL VALVE				
2835-854-7374	GASKET			2	2
2836-859-2668	GASKET, SPLIT RING			2	2
2835-863-8497	BLANKET, INSULATION				2
4130-832-9008	EXCHANGER, HEAT			2	2
4130-863-8556	SUPPORT ASSY		2	2	3
5830-876-1158	GASKET		2	2	2
5340-042-8709	COUPLING CLAMP				2

(1) SMR CODE	(2) FEDERAL STOCK NUMBER	(3) DESCRIPTION REFERENCE NUMBER & MFR CODE USABLE ON CODE		(4) UNIT OF ISSUE	(5) QTY INC IN UNIT PACK	(6) QTY INC IN UNIT	(7) 15 DAY ORGANIZATIONAL MAINTENANCE ALW				(8) ILLUSTRATION	
							(a)	(b)	(c)	(d)	(a)	(b)
							1-5	6-20	21-50	51-100	FIGURE NO.	ITEM NO.
PO	2835-854-4469	SECTION III - REPAIR PARTS FOR ORGANIZATIONAL MAINTENANCE GROUP 01 - ENGINE		EA		1	8	33	66	133		
		PARTS KIT, POWER UNIT, FIELD 658311-3 (99193)					ref	ref	ref	ref		
		GASKET, IGNITER 75947 (99193) 2835-915-9460					ref	ref	ref	ref		
		ELEMENT ASSY 76149 (99193) 2940-203-3101					ref	ref	ref	ref		
		PACKING S8171AL5 (99193) 5330-883-2796					ref	ref	ref	ref		
		PACKING S8316AM6 (99193) 5330-849-45 81					ref	ref	ref	ref		
		PACKING S8990-18 (99193) 5330-842-8170					ref	ref	ref	ref		
		PACKING S8990-215 (99193) 5330-052-2311					ref	ref	ref	ref		
		PACKING S8990-266 (99193) 5330-052-2430					ref	ref	ref	ref		
		ELEMENT, FILTER 56951 (81321) 1650-516-4514					ref	ref	ref	ref		
		PACKING MS29561-228 (96906) 5330-752-8727					ref	ref	ref	ref		
		PACKING S8057AP114 (99193) 5330-757-6867					ref	ref	ref	ref		
		PACKING S8057AP7 (99193) 5330-845-0909					ref	ref	ref	ref		
PO	2835-050-0513	GROUP 02 - COMBUSTION CAP, COMBUSTION LINER, AND FUEL ATOMIZER ASSEMBLY		EA		1	*	*	*	*	1	1
		PLATE, IDENTIFICATION S8854M103 (99193)										

(1) SMR CODE	(2) FEDERAL STOCK NUMBER	(3) DESCRIPTION REFERENCE NUMBER & MFR CODE USABLE ON CODE		(4) UNIT OF ISSUE	(5) QTY INC IN UNIT PACK	(6) QTY INC IN UNIT	(7) 15 DAY ORGANIZATIONAL MAINTENANCE ALW				(8) ILLUSTRATION	
							(a)	(b)	(c)	(d)	(a)	(b)
							1-5	6-20	21-50	51-100	FIGURE NO.	ITEM NO.
PO	5340-914-8454	COUPLING, GROOVED CLAMP 17952-872M (98625)		EA		1	*	*	2	2	1	2
POR	2853-854-4648	CAP ASSY, COMBUSTOR 696553-1 (99193)		EA		1	*	*	2	2	1	3
O	5330-052-2331	PACKING, PREFORMED S8990-215 (99193) (A component of parts kit 658311-3)		EA		1	*	*	2	2	1	4
O	5310-167-0812	WASHER, FLAT AN960C10L (88044)		EA		3					1	5
O	5306-754-1791	BOLT, MACHINE MS20073-03-05 (96906)		EA		3					1	6
O	9505-293-4208	SAFETY WIRE MS20995C32 (96906)		EA		V					1	7
POT	2835-934-7894	ATOMIZER ASSY, COMBUSTION CHAMBER FUEL 75076-36 (99193)		EA		1	*	2	3	7	1	8
PO	2910-315-8305	SCREEN, FUEL 75404 (99193)		EA		1	2	3	7	13	1	9
POR	2853-934-7896	LINER ASSY, COMBUSTION CHAMBER 695046-10 (99193)		EA		1	*	2	2	3	1	10
PO	5330-052-2430	PACKING, PREFORMED S8990-266 (99193) (A component of parts kit 658311-3)		EA		1	*	*	2	2	1	11
		GROUP 03 - FUEL SYSTEM PLUMBING, LUBRICATION SYSTEM PLUMBING, AND CONTROL AIR PLUMBING										
PO	2835-854-4661	TUBE ASSY 697962-1 (99193)		EA		1	*	*	2	2	2	1
PO	2835-854-4730	TUBE ASSY 891406-1 (99193)		EA		1	*	*	*	2	2	2
O	5310-208-5775	NUT, PLAIN HEX AN924-8 (88044)		EA		6					2	3

(1) SMR CODE	(2) FEDERAL STOCK NUMBER	(3) DESCRIPTION REFERENCE NUMBER & MFR CODE USABLE ON CODE		(4) UNIT OF ISSUE	(5) QTY INC IN UNIT PACK	(6) QTY INC IN UNIT	(7) 15 DAY ORGANIZATIONAL MAINTENANCE ALW				(8) ILLUSTRATION	
							(a)	(b)	(c)	(d)	(a)	(b)
							1-5	6-20	21-50	51-100	FIGURE NO.	ITEM NO.
O	5310-167-0826	WASHER, FLAT AN960-1216 (88044)		EA		2					2	4
PO	2835-854-4660	TUBE ASSY 694418-1 (99193)		EA		1	*	*	2	2	2	5
O	4730-231-3029	ELBOW, TUBE AN833-8 (88044)		EA		5					2	6
PO	2835-866-4383	TUBE ASSY 694411-1 (99193)		EA		1	*	*	2	2	2	7
O	4730-231-3026	ELBOW, TUBE AN833-4 (88044)		EA		3					2	8
O	5310-268-5769	NUT, PLAIN A924-4 (88044)		EA		11					2	9
PO	5330-861-1396	PACKING S8316AD4 (99193)		EA		11	2	2	4	8	2	10
O	4730-277-5060	TEE, TUBE A1834-4 (88044)		EA		1					2	11
PO	2835-854-4658	TUBE ASSY 694789-1 (99193)		EA		1	*	*	2	2	2	12
PO	4730-142-1141	FITTING 75436 (99193)		EA		1	*	*	2	2	2	13
PO	4710-927-4150	TUBE ASSY 694417-1 (99193)		EA		1	*	*	*	2	2	14
O	5330-263-8028	PACKING M1829512-04 (96906)		EA		1					2	15
PO	2853-854-4474	TUBE ASSY 694631 (99193)		EA		1	*	*	2	2	2	16
PO	2835-843-7692	TUBE ASSY 694643 (99193)		EA		1	*	*	2	2	2	17
O	5310-167-0834	WASHER, FLAT AN960-10L (88044)		EA		12					2	18

(1) SMR CODE	(2) FEDERAL STOCK NUMBER	(3) DESCRIPTION REFERENCE NUMBER & MFR CODE USABLE ON CODE		(4) UNIT OF ISSUE	(5) QTY INC IN UNIT PACK	(6) QTY INC IN UNIT	(7) 15 DAY ORGANIZATIONAL MAINTENANCE ALW				(8) ILLUSTRATION	
							(a)	(b)	(c)	(d)	(a)	(b)
							1-5	6-20	21-50	51-100	FIGURE NO.	ITEM NO.
O	5306-722-0393	BOLT, MACHINE AN3-4A (88044)		EA		13					2	19
O	5310-061-7326	NUT, SELF LOCKING MS21045-3 (96906)		EA		16					2	20
PO	2835-854-4679	TUBE ASSY 694644 (99193)		EA		1	*	*	2	2	2	21
PO	2835-843-7715	TUBE ASSY 694640 (99193)		EA		1	*	*	2	2	2	22
O	2835-571-6044	TUBE ASSY MS21919H8 (96906)		EA		2					2	23
O	5340-286-6944	CLAMP, LOOP MS21919H4 (96906)		EA		4					2	24
O	5340-291-5344	CLAMP, LOOP MS21919H5 (96906)		EA		1					2	25
PO	2835-854-4816	CLAMP, LOOP 694834-1 (99193)		EA		2	*	*	2	2	2	26
PO	2835-854-4817	HEATER ASSY, FUEL LINE 889416-1- (99193)		EA		1	*	*	2	2	2	27
O	4730-231-3992	ELBOW, TUBE AN821-8 (88044)		EA		3					2	28
PO	2835-863-8490	TUBE ASSY 698017-1 (99193)		R		1	*	*	2	2	2	29
O	5306-151-0779	BOLT, MACHINE, AN3-15A (88044)		EA		2					1	30
O	5310-167-0818	WASHER AN960-10 (88044)		EA		10					2	31
O	5340-290-0783	CLAMP, LOOP MS21919DF8 (96906)		EA		13					2	32
PO	2835-863-8491	TUBE ASSY 698018-1 (99193)		EA		1	*	*	2	2	2	33

(1) SMR CODE	(2) FEDERAL STOCK NUMBER	(3) DESCRIPTION REFERENCE NUMBER & MFR CODE USABLE ON CODE		(4) UNIT OF ISSUE	(5) QTY INC IN UNIT PACK	(6) QTY INC IN UNIT	(7) 15 DAY ORGANIZATIONAL MAINTENANCE ALW				(8) ILLUSTRATION	
							(a)	(b)	(c)	(d)	(a)	(b)
							1-5	6-20	21-50	51-100	FIGURE NO.	ITEM NO.
PO	2835-863-8506	FITTING ASSY 698016-1 (99193)		EA		1	*	*	*	*	2	34
PO	4710-803-8504	TUBE ASSY 694415-1 (99193)		EA		1	*	*	2	2	2	35
PO	4710-803-8503	TUBE ASSY 694413-1 (99193)		EA		1	*	*	2	2	2	36
O	5340-290-0781	CLAMP, LOOP MS21919DF6 (96906)		EA		2					2	37
PO	2835-859-2564	TUBE ASSY, FUEL 88914-1 (99193)		EA		1	*	*	*	2	2	38
PO	2835-168-2605	HOSE, NM 124002-6SS0130 (98441)		EA		*	*	2	2	2	2	39
O	4730-231-3991	ELBOW, TUBE AN821-6 (88044)		EA		1					2	40
PO	2835-854-4685	TUBE ASSY 694414-1 (99193)		EA		1	*	*	*	2	2	41
O	4730-870-0487	NIPPLE AeB15-8 (88044)		EA		2					2	42
O	4730-815-7970	CAP, TUBE AN929A8C(88044)		EA		2					2	43
O	4730-698-4034	NIPPLE AN832-8 (88044)		EA		2					2	44
O	5310-656-0096	NUT, PLAIN HEX AN924-8C (88044)		EA		2					2	45
PO	4720-757-6817	HOSE, RUBBER 601000-8D0152 (70128)		EA		1	*	2	2	2	2	46
O	4730-278-0380	BOLT, FLUID PASSAGE AN775-8 (88044)		EA		5					2	47
PO	5530-052-3595	PACKING WITH RETAINER 620-442-8 (83259)		PR		5	2	2	5	10	2	48

(1) SMR CODE	(2) FEDERAL STOCK NUMBER	(3) DESCRIPTION REFERENCE NUMBER & MFR CODE USABLE ON CODE		(4) UNIT OF ISSUE	(5) QTY INC IN UNIT PACK	(6) QTY INC IN UNIT	(7) 15 DAY ORGANIZATIONAL MAINTENANCE ALW				(8) ILLUSTRATION	
							(a)	(b)	(c)	(d)	(a)	(b)
							1-5	6-20	21-50	51-100	FIGURE NO.	ITEM NO.
O	4730-278-5814	CONNECTOR AN777-8 (88044)		EA		2					2	49
O	5330-263-8033	PACKING MS2951212 (96906)		EA		4					2	50
PO	2835-854-4365	TUBE ASSY 694438-1 (99193)		EA		*	*	2	2		2	51
O	4730-231-3031	ELBOW, TUBE AN833-12 (88044)		EA		1					2	52
O	5330-282-7831	NUT, PLAIN HEX AN924-12 (88044)		EA		1					2	53
O	5330-263-8031	PACKING 295 -08 (96909)		EA		6					2	54
PO	2835-843-7705	TUBE ASSY AN937 (99193)		EA		1	*	*	*	2	2	55
O	4730-278-3242	UNION AN815-4 (88044)		EA		3					2	56
O	4730-278-8468	CROSS FITTING AN937-4 (88044)		EA		1					2	57
O	4730-235-1498	REDUCER AN919-2 (88044)		EA		1					2	58
PO		TUBE ASSY 899341-1 (99193)		EA		1	*	*	2	2	2	59
O	4730-187-0483	UNION AN815-3 (88044)		EA		1					2	60
PO	5330-926-4046	PACKING S8316AD3 (99193)		EA		1	*	*	2	2	2	61
PO	5330-861-1396	PACKING S8316AD4 (99193)		EA		4	2	2	4	8	2	62
PO	2358-843-7704	TUBE ASSY 694636 (99193)		EA		1	*	*	*	2	2	63

(1) SMR CODE	(2) FEDERAL STOCK NUMBER	(3) DESCRIPTION REFERENCE NUMBER & MFR CODE USABLE ON CODE		(4) UNIT OF ISSUE	(5) QTY INC IN UNIT PACK	(6) QTY INC IN UNIT	(7) 15 DAY ORGANIZATIONAL MAINTENANCE ALW				(8) ILLUSTRATION	
							(a)	(b)	(c)	(d)	(a)	(b)
							1-5	6-20	21-50	51-100	FIGURE NO.	ITEM NO.
PO	2835-843-7711	TUBE ASSY 694639 (99193)		EA		1	*	*	2	2	2	79
O	4730-235-1510	REDUCER, TUBE A919-19 (88044)		EA		1					2	80
PO	5330-861-1395	PACKING 88316Am12 (99193)		EA		1	*	2	2	2	2	81
PO	2835-854-4367	TUBE ASSY 694416-1 (99193)		EA		1	*	*	2	2	2	82
O	4730-187-0489	NIPPLE AN815-12 (88044)		EA		1					2	83
O	4730-277-6438	NIPPLE AN832-8 (88044)		EA		1					2	84
O	5310-282-7817	NUT, PLAIN HEX AN924-6 (88044)		EA		6					2	85
O	4730-231-3028	ELBOW, TUBE B33;-6 (88044)		EA		5					2	86
PO	4710-929-7245	TUBE ASSY 69463i (99193)		EA		1	*	*	*	2	2	87
PO	2835-843-7712	TUBE ASSY 694638 (99193)		EA		1	*	*	*	2	2	88
O	4730-277-9762	CONNECTOR AN776-8 (88044)		EA		3					2	89
PO	2835-854-4939	HOSE, NM 399-547-9003 (70128)		EA		1	*	*	2	2	2	90
PO	4720-997-4405	HOSE ASSY MS66000-8-0295		EA		1	*	*	2	2	2	91
O	5306-637-8060	BOLT AN101013 (88044)		EA		1					2	92
PO	2835-876-7734	BRACKET 888-B3-4 (99193)		EA		3	*	2	2	2	2	93

(1) SMR CODE	(2) FEDERAL STOCK NUMBER	(3) DESCRIPTION REFERENCE NUMBER & MFR CODE USABLE ON CODE		(4) UNIT OF ISSUE	(5) QTY INC IN UNIT PACK	(6) QTY INC IN UNIT	(7) 15 DAY ORGANIZATIONAL MAINTENANCE ALW				(8) ILLUSTRATION	
							(a)	(b)	(c)	(d)	(a)	(b)
							1-5	6-20	21-50	51-100	FIGURE NO.	ITEM NO.
PO	2835-854-4694	TUBE ASSY 697960-1 (99193)		EA		1	*	*	2	2	2	94
O	5330-963-3819	PACKING MS29512-06 (96906)		EA		8					2	95
O	4730-231-3951	ELBOW AN837-8 (88044)		EA		1					2	96
O	4730-230-8710	ELBOW, TUBE AN837-4 (88044)		EA		1					2	97
O	4730-235-1509	REDUCER, TUBE AN919-18 (88044)		EA		1					2	98
PO	2835-859-2540	TUBE ASSY, FUEL 695595-1 (99193)		EA		1	*	*	2	2	2	99
O	4730-203-6943	BUSHING, TUBE AN893-(88044)		EA		1					2	100
PO	2835-859-2479	TUBE ASSY 64420-1 (99193)		EA		1	*	1	2	2	2	101
O	4730-235-1503	REDUCER AN919-12 (288044)		EA		1					2	102
PO	2835-854-4940	TUBE ASSY 124002-8CR01174 (98441)		EA		1	*	*	*	2	2	103
O	4730-287-0103	PLUG, MACHINE AN814-6 (88044)		EA		1					2	104
O	4730-231-3946	ELBOW, TUBE AN837-6 (88044)		EA		1					2	105
PO	2835-863-8489	TUBE ASSY 694632 (99193)		EA		1	*	*	2	2	2	106
O	4730-278-9383	TEE AN804-4(88044)		EA		1					2	107
O	4730-278-9376	TEE AN824-4 (88044)		EA		1					2	108

(1) SMR CODE	(2) FEDERAL STOCK NUMBER	(3) DESCRIPTION REFERENCE NUMBER & MFR CODE USABLE ON CODE		(4) UNIT OF ISSUE	(5) QTY INC IN UNIT PACK	(6) QTY INC IN UNIT	(7) 15 DAY ORGANIZATIONAL MAINTENANCE ALW				(8) ILLUSTRATION	
							(a)	(b)	(c)	(d)	(a)	(b)
							1-5	6-20	21-50	51-100	FIGURE NO.	ITEM NO.
PO	2835-859-2534	TUBE ASSY 695596-1 (99193)		EA		1			2	2	2	109
PO	2835-854-4685	TUBE ASSY 694414-1 (99193)		EA		1	*	*	2	2	2	110
O	4730-204-3492	CAP, TUBE AN929-4C (88044)		EA		1					2	111
O	4730-277-6172	TEE, TUBE AN834-4C (88044)		EA		1					2	112
O	4730-542-4041	NUT, LOCK AN924-4C (88044)		EA		1					2	113
O	4730-278-8797	PLUG, MACHINE AN814-4L (88044)		EA		1					2	114
O	9505-293-4208	SAFETY WIRE MS20995C32 (96906)		EA		V					2	115
PO	2835-934-7893	FITTING, ELBOW 75436-B (99193)		EA		2	*	*	2	2	2	116
PO	2835-863-8486	TUBE ASSY 694645 (99193)		EA		2	*	*	*	2	2	117
PO	2835-859-2493	TUBE ASSY 697961-1 (99193)		EA		2	*	*	2	2	2	118
O	4730-608-8677	TEE, TUBE AM824-4C (88044)		EA		1					2	119
PO	2835-859-2576	VALET 696741-1 (99193)		EA		1	*	2	3	7	2	120
O	5330-849-4581	PACKING S8316AH6 (99193) (A component of parts kit 658311-3)		EA		1					2	121
X2O		TUBE ASSY 695597-1 (99193)		EA		1					2	122

(1) SMR CODE	(2) FEDERAL STOCK NUMBER	(3) DESCRIPTION REFERENCE NUMBER & MFR CODE USABLE ON CODE		(4) UNIT OF ISSUE	(5) QTY INC IN UNIT PACK	(6) QTY INC IN UNIT	(7) 15 DAY ORGANIZATIONAL MAINTENANCE ALW				(8) ILLUSTRATION	
							(a)	(b)	(c)	(d)	(a)	(b)
							1-5	6-20	21-50	51-100	FIGURE NO.	ITEM NO.
		GROUP 04 - FUEL CONTROL, FUEL TANK, FULL BOOST PUMP AND FUEL FILTER										
POT	2910-901-1429	CONTROL, FULL 124536-5 (99193)		EA		1	2	3	5	10	3	1
O	6310-061-7325	NUT MS21045-4 (96906)		EA		3					3	2
O	5310-167-0835	WASHER, FLAT AN960-416L (88044)		EA		3					3	3
O	5310-897-6145	NUT MS21083C3 (96906)		EA		1					3	4
O	4730-908-6294	CLAMP, HOSE MS35842-16 (96906)		EA		2					3	5
POR	2835-854-4925	TANK ASSY, FUEL 889509-1 (99193)		EA		1	*	*	*	2	3	6
POT	2910-059-3710	PUMP, ROTARY BOOT 371240-1 (99193)		EA		1	*	2	2	2	3	7
O	5310-141-1795	WASHER AN960-416 (88044)		EA		8					3	8
O	5306-151-1427	BOLT AN4-5A (88044)		EA		4					3	9
O	5310-877-5796	NUT, SELF LOCKING MS21044N4 (96906)		EA		6					3	10
PO	6115-773-1884	BODY ASSY, FILTER FUEL 891408-1 (99193)		EA		1	*	*	2	2	3	11
O		SPACER, SLEEVE NAS43HT4-46 (80205)		EA		2					3	12
O	5306-151-1407	BOLT, MACHINE A14-3A (8804)		EA		2					3	13
O	5330-291-7337	PACKING MS29513-228 (96906)		EA		1					3	14

(1) SMR CODE	(2) FEDERAL STOCK NUMBER	(3) DESCRIPTION REFERENCE NUMBER & MFR CODE USABLE ON CODE		(4) UNIT OF ISSUE	(5) QTY INC IN UNIT PACK	(6) QTY INC IN UNIT	(7) 15 DAY ORGANIZATIONAL MAINTENANCE ALW				(8) ILLUSTRATION	
							(a)	(b)	(c)	(d)	(a)	(b)
							1-5	6-20	21-50	51-100	FIGURE NO.	ITEM NO.
O	5330-582-1542	BACK-UP RING 28774-228 (96906)		EA		1					3	15
PO	2940-203-3101	ELEMENT ASSY 76149 (99193) (A component of parts kit 658311-3)		EA		1	8	33	66	133	3	16
X1	4330-277-3274	FILTER ASSY 74896 (99193)		EA		1					3	17
X1	5330-835-1682	PACKING S8057AR19 (99193)		EA		1					3	18
O	5310-167-0804	WASHER A2960-0616 (88044)		EA		1					3	19
O	5310-275-2015	NUT MS20364-624 (96906)		EA		1					3	20
PO	6115-014-7486	DRIVE SHAFT 662579 (99193)		EA		1	*	*	2	2	3	21
PO	5330-757-6867	PACKING S8057AP114 (99193) (A component of parts kit 658311-3)		EA		1	8	33	66	133	3	22
PO	1650-516-4514	FILTER ELEMENT 56951 (81321) (A component of parts kit 658311-3)		EA		1	8	33	66	33	3	23
PO	5330-845-0909	PACKING s8057AP7 (99193) (A component of parts kit 658311-3)		EA		2	8	33	66	13	3	24
PO	2910-779-3573	CAP, FILTER 73000 (99193)		EA		1	*	2	3	7	3	25
PO	2910-779-7550	VALVE, SOLENOID 6925s5-1 (99193)		EA		1	*	2	3	7	3	26
PO	5330-835-1215	PACKING MS8057AP-6 (99193)		EA		2	*	2	2	3	3	27
PO	2835-570-1692	FITTING, SOLENOID SUPPORT 371687 (99193)		EA		1	*	*	2	2	3	28

(1) SMR CODE	(2) FEDERAL STOCK NUMBER	(3) DESCRIPTION REFERENCE NUMBER & MFR CODE USABLE ON CODE		(4) UNIT OF ISSUE	(5) QTY INC IN UNIT PACK	(6) QTY INC IN UNIT	(7) 15 DAY ORGANIZATIONAL MAINTENANCE ALW				(8) ILLUSTRATION	
							(a)	(b)	(c)	(d)	(a)	(b)
							1-5	6-20	21-50	51-100	FIGURE NO.	ITEM NO.
PO	3120-662-7341	WASHER, THRUST S8157N49-032 (99193)		EA		1	*	*	2	2	3	29
PO	2835-854-4799	GROUP 05 - EXTERNAL FUEL SYSTEM FILTER ASSEMBLY FILTER ASSY 889709-1 (99193)		EA		1	1	*	*	2	4	1
O	4730-278-4998	PLUG AN806-8 (88044)		EA		4					4	2
X2O		HOSE ASSY MS28741-8 (96906)		EA		3					4	3
O	4730-203-4689	UNION AN815-8C (88044)		EA		2					4	4
O	4730-541-1206	CAP ASSY AN929-8C (88044)		EA		2					4	5
PO	4730-887-9287	ELBOW 849FSS1/2-1/2 (30327)		EA		2	*	*	2	2	k	6
PO	4710-873-6881	TUBE ASSY 697935 (99193)		EA		1	*	*	2	2	4	7
PO	4820-998-5984	VALVE, BALL 7501-8AF (75361)		EA		1	*	*	*	2	4	8
X2O		HOSE ASSY 8741-8-0360 (96906)		EA		1					4	9
PO	2835-854-4794	FILTER, FL PRESS 54139 (81329)		EA		1	*	*	*	2	4	10
O	5306-180-0158	BOLT AN8-13A (88044)		EA		2					4	11
PO	2940-362-0830	FILTER, FL PRESS 33523 (81321)		EA		2	26	104	208	417	4	12
PO	2835-854-4798	BRACKET ASSY 697936-1 (99193)		EA		1	*	4	*	2	4	13

(1) SMR CODE	(2) FEDERAL STOCK NUMBER	(3) DESCRIPTION REFERENCE NUMBER & MFR CODE USABLE ON CODE		(4) UNIT OF ISSUE	(5) QTY INC IN UNIT PACK	(6) QTY INC IN UNIT	(7) 15 DAY ORGANIZATIONAL MAINTENANCE ALW				(8) ILLUSTRATION	
							(a)	(b)	(c)	(d)	(a)	(b)
							1-5	6-20	21-50	51-100	FIGURE NO.	ITEM NO.
O	5310-811-3494	NUT MS21044N (96906)		EA		2					4	14
O	5310-306-3167	WASHER AN960C816L (8894)		EA		4					4	15
		GROUP 06 - LOW OIL PRESSURE SWITCH, OIL SCAVENGE PUMP, AND OIL TANK										
O	5306-151-0786	BOLT AN3-6A (88044)		EA		2					5	1
O	5310-167-0812	WASHER AN960C10L (88044)		EA		2					5	2
PO	2835-103-1162	SWITCH, PRESSURE, LOW OIL 373205-1 (99193)		EA		1	*	2	3	7	5	3
PO	6115-245-0474	OIL JET 6940M7 (99193)		EA		2	*	*	*	*	5	4
PO	5330-861-1396	GASKET-O-RING S8316AD4 (99193)		EA		1	2	2	4	8	5	5
POT	2835-934-7920	PUMP ASSY, ROTARY 698002-1 (99193)		EA		1	*	*	2	2	5	6
PO	5330-882-0654	PACKING S8057AP298 (99193)		EA		1	*	*	*	2	5	7
O	5306-079-0131	BOLT MS2073-03-14 (96906)		EA		4					5	8
O	5310-167-0812	WASHER, FLAT AN960C10L (88044)		EA		4					5	9
POR	1730-566-4488	TANK ASSY, OIL 371203 (99193)		EA		1	*	2	2	3	5	10
PO	6680-730-8372	DIP STICK ASSY 371200 (99193)		EA		1	*	*	2	2	5	11

(1) SMR CODE	(2) FEDERAL STOCK NUMBER	(3) DESCRIPTION REFERENCE NUMBER & MFR CODE USABLE ON CODE		(4) UNIT OF ISSUE	(5) QTY INC IN UNIT PACK	(6) QTY INC IN UNIT	(7) 15 DAY ORGANIZATIONAL MAINTENANCE ALW				(8) ILLUSTRATION	
							(a)	(b)	(c)	(d)	(a)	(b)
							1-5	6-20	21-50	51-100	FIGURE NO.	ITEM NO.
		GROUP 07 - COOLING: AIR FAN, OIL TEMPERATURE REGULATOR, CONNECTING DUCTS AND CLAMPS										
PO	4730-908-6293	CLAMP, HOSE MS35842-15 (96906)		EA		5	*	2	2	2	6	1
PO	2835-875-8109	HOSE, RUB 9AX3-5.00-28.00 (70628)		EA		1	*	2	2	2	6	2
PO	4730-908-6294	CLAMP MS35842-16 (96906)		EA		7	*	2	2	2	6	3
PO	2835-865-6362	HOSE RUB 1C1-4.75-7.50 (70628)		EA		1	*	2	2	2	6	4
POR	2930-608-6308	REGULATOR, ASSY 87520-1 (70210)		EA		1	*	2	2	3	6	5
PO	4720-081-5091	HOSE, RUB 1C1-4.75-4.50 (70628)		EA		1	*	2	2	3	6	6
PO	4720-081-5093	HOSE, RUB 9AX3-4.00-44.00-1 (70628)		EA		1	*	2	2	3	6	7
PO	4720-081-5092	HOSE, RUB 9AX3-4.00-26.50-1 (70628)		EA		1	*	2	2	3	6	8
POR	6115-843-8739	TEE, DUCT ASSY 69559-1 (99193)		EA		1	*	2	2	3	6	9
PO	2835-863-8519	SUPPORT ASSY 695118-1 (99193)		EA		1	*	*	*	2	6	10
PO	2835-865-3633	HOSE, RUB 1C1-5.50-8.75 (70628)		EA		1	*	2	2	2	6	11
PO	5330-882-0651	PACKING S8057AP133 (99193)		EA		2	2	3	7	13	6	12
PO	5340-881-1762	WASHER 695754-1 (99193)		EA		4	*	2	2	2	6	13
O	5306-182-2016	BOLT, MACHINE AN4H5A (88044)		EA.		4					6	14

(1) SMR CODE	(2) FEDERAL STOCK NUMBER	(3) DESCRIPTION REFERENCE NUMBER & MFR CODE USABLE ON CODE		(4) UNIT OF ISSUE	(5) QTY INC IN UNIT PACK	(6) QTY INC IN UNIT	(7) 15 DAY ORGANIZATIONAL MAINTENANCE ALW				(8) ILLUSTRATION	
							(a)	(b)	(c)	(d)	(a)	(b)
							1-5	6-20	21-50	51-100	FIGURE NO.	ITEM NO.
POT	2835-934-7914	FAN ASSY, COOLING 695227-10 (99193)		EA		1	*	2	2	2	6	15
PO	2835-859-2620	SCREEN ASSY 693477 (99193)		EA		1	*	*	2	2	6	16
PO	4730-887-9280	CLAMP HOSE E70S1-505S (94581)		EA		1	*	*	2	2	6	17
O	5310-815-8772	NUT, SELF LOCK AN363-428 (88044)		EA		4					6	18
O	5310-167-0835	WASHER AN960-416L		EA		4					6	19
O	5306-151-1424	BOLT AN4-10A (88044)		EA		4					6	20
POR	2935-313-1140	VALVE, TEMPERATURE CONTROL, OIL 18905 (70210)		EA		1	*	*	2	2	6	21
PO	2935 599-0052	PACKING S8057AY15 (70210)		EA		2	2	2	4	8	6	22
		GROUP 08 - OIL PUMP, OIL; FILTER, PRESSURE VALVE, AND TACHOMETER										
PO	5330-882-7826	PACKING S8057-AP207 (99193)		EA		2	2	3	7	13	7	1
POT	2835-934-7922	PUMP ASSY, OIL 379580-200 (99193)		EA		1	*	2	2	2	7	2
O	5310-515-7449	Washer AN960CH16L (88044)		EA		3					7	3
O	5306-182-1863	BOLT AN4CH16A (88044)		EA		2					7	4
O	5306-182-1859	BOLT AN4CH6A		EA		1					7	5
O	6685-373-9004	TRANSMITTER, OIL TEMPERATURE		EA		1					7	6

(1) SMR CODE	(2) FEDERAL STOCK NUMBER	(3) DESCRIPTION REFERENCE NUMBER & MFR CODE USABLE ON CODE		(4) UNIT OF ISSUE	(5) QTY INC IN UNIT PACK	(6) QTY INC IN UNIT	(7) 15 DAY ORGANIZATIONAL MAINTENANCE ALW				(8) ILLUSTRATION	
							(a)	(b)	(c)	(d)	(a)	(b)
							1-5	6-20	21-50	51-100	FIGURE NO.	ITEM NO.
O	4730-277-1929	PACKING AN910-10 (88044)		EA		1					7	7
O	6620 553-8892	GENERATOR, TACHOMETER MS25038-4 (96906)		EA		1					7	8
O	5310-061-7325	NUT MS21045-4 (96906)		EA		4					7	9
O	5310-167-0835	WASHER AN960-416L (88044)		EA		4					7	10
O	2835-720-3305	GASKET AN4045-1 (88044)		EA		1					7	11
PO	2940-203-3101	ELEMENT ASSY 76149 (99193)		EA		1	8	33	66	133	7	12
X1	5330-835-1682	PACKING S8057AR19 (99193)		EA		1					7	13
X1	4330-277-3274	FILTER ELEMENT 74896 (99193)		EA		1					7	14
PO	5330-883-2796	PACKING S8171AL5 (99193) (A component of parts kit 658311-3)		EA		1	2	3	5	10	7	15
PO	2835-347-9982	CASE ASSY, FILTER 76133 (99193)		EA		1	*	2	2	4	7	16
PO	2835-873-4027	PLATE WARMING S8382M202 (99193)		EA		1	*	2	2	2	7	17
PO	2835-347-9982	FILTER CASE 76133-5 (99193)		EA		1	*	2	2	4	7	18
O	9505-293-4208	SAFETY WIRE MS20995C32 (96906)		SL		V					7	19
PO	5330-969-8626	PACKING S8057AP11 (99193)		EA		1	*	2	2	3	7	20
PO	2835-585-7970	PRESSURE RELIEF VALVE 373048-1 (99193)		EA		1	*	2	2	2	7	21

(1) SMR CODE	(2) FEDERAL STOCK NUMBER	(3) DESCRIPTION REFERENCE NUMBER & MFR CODE USABLE ON CODE		(4) UNIT OF ISSUE	(5) QTY INC IN UNIT PACK	(6) QTY INC IN UNIT	(7) 15 DAY ORGANIZATIONAL MAINTENANCE ALW				(8) ILLUSTRATION	
							(a)	(b)	(c)	(d)	(a)	(b)
							1-5	6-20	21-50	51-100	FIGURE NO.	ITEM NO.
PO	533-198-6163	PACKING S8057AP14 (99193) GROUP 09 - STARTER, CENTRIFUGAL SWITCH, IGNITION COMPONENTS, TIME TOTALIZING METER, AND THERMOCOUPLE		EA		1	*	2	2	3	7	22
POT	2920-990-8906	STARTER, ELECTRIC 372697-9 (99193)		EA		1	*	*	2	2	8	1
O	5310-061-7325	NUT MS21045-4 (96906)		EA		8					8	2
O	5310-167-0835	WASHER AN960-416L (88044)		EA		8					8	3
PO	5330-845-4324	PACKING S8171AL15 (99193)		EA		1	*	2	3	7	8	4
O	4730-287-0093	PLUG AN814-4DL (88044)		EA		1					8	5
PO	5330-861-1396	PACKING S8316AD4 (99193)		EA		1	2	2	4	8	8	6
POT	2835-101-9870	SWITCH ASS, CENTRIFUGAL 693657-8 (99193)		EA		1	2	2	4	8	8	7
PO	5330-988-5812	PACKING S8057AP141 (99193)		EA		1	2	2	4	8	8	8
PO	2920-866-7435	IGNITION UNIT 369256 (99193)		EA		1	*	2	3	7	8	9
PO	2835-843-7666	LEAD, ELECTRICAL IGNITION 3692-18 (99193)		EA		1	*	2	2	4	8	10
PO	2835-915-9460	GASKET, IGNITER 75947 (99193) (A component of parts kit 658311-3)		EA		1	2	3	7	13	8	11
PO	2920-776-4482	IGNITER PLUG 369162 (99193)		EA		1	2	3	7	13	8	12
O	5310-515-7449	WASHER AN960C416L (880)		EA		2					8	13

(1) SMR CODE	(2) FEDERAL STOCK NUMBER	(3) DESCRIPTION REFERENCE NUMBER & MFR CODE USABLE ON CODE		(4) UNIT OF ISSUE	(5) QTY INC IN UNIT PACK	(6) QTY INC IN UNIT	(7) 15 DAY ORGANIZATIONAL MAINTENANCE ALW				(8) ILLUSTRATION	
							(a)	(b)	(c)	(d)	(a)	(b)
							1-5	6-20	21-50	51-100	FIGURE NO.	ITEM NO.
O	5306-180-2778	BOLT, MACHINE AN4CH4A (88044)		EA		2					8	14
O	9505-293-4208	SAFETY WIRE MS20995C32 (96906)		SL		V					8	15
O		SCREW AN515C6P14 (88044)		EA		3					8	16
O	5310-188-7721	WASHER AN960PD6 (88044)		EA		V					8	17
PO	5930-996-7510	SWITCH, PRESSURE, OIL SEQUENCE 692525-8 (99193)		EA		1	*	2	3	7	8	18
PO	5306-079-1922	BOLT, MACHINE 69686-1 (99193)		EA		2	*	2	2	3	8	19
O	5310-515-7449	WASHER AN960C416L (88044)		EA		2					8	20
PO	6685-766-7936	THERMOCOUPLE 692523-1 (99193)		EA		1	*	2	2	3	8	21
PO	6645-972-7835	METER, TIME 375018-3 (99193)		EA		1	*	*	*	2	8	22
O	5310-167-0832	WASHER AN960-16L(88044)		EA		4					8	23
O	5305-151-1233	SCREW, MACHINE AN515-6R12		EA		4					8	24
PO	6115-833-7784	BRACKET ASSY 694517 (99193)		EA		1	*	*	*	2	8	25
PO	5925-785-2675	CIRCUIT BREAKER 379868-1 (99193)		EA		1	*	2	2	3	8	26
		GROUP 10 - POWER UNIT HARNESS ASSEMBLIES, BATTERY BOX AND COVER, AND BRACKETS										
POR	6115-843-8596	HARNESS ASSY 697121-1 (99193)		EA		1	*	*	*	2	9	1

(1) SMR CODE	(2) FEDERAL STOCK NUMBER	(3) DESCRIPTION REFERENCE NUMBER & MFR CODE USABLE ON CODE		(4) UNIT OF ISSUE	(5) QTY INC IN UNIT PACK	(6) QTY INC IN UNIT	(7) 15 DAY ORGANIZATIONAL MAINTENANCE ALW				(8) ILLUSTRATION	
							(a)	(b)	(c)	(d)	(a)	(b)
							1-5	6-20	21-50	51-100	FIGURE NO.	ITEM NO.
X2O		PANEL ASSY 891439-1 (99193)		EA		1					9	2
PO	6115-843-8621	HARNESS ASSY 696212-2 (99193)		EA		1	*	*	*	2	9	3
X2O		BRACKET ASSY 891930-1 (99193)		EA		1					9	4
POR	6140-843-8016	BOX ASSY, BATTERY 698745-1 (99193)		EA		1	*	*	*	2	9	5
PO	6140-843-8015	COVER, BATTERY 889141-1 (99193)		EA		1	*	*	*	2	9	6
X2O		BRACKET ASSY 891932-1 (99193)		EA		1					9	7
POR	6115-247-9947	891467-1 (99193)		EA		1	*	*	*	2	9	8
GROUP 11 - LOWER ELECTRICAL RACK												
X2O		RACK ASSY, LOWER ELECTRICAL POWER UNIT 694303-2 (99193)		EA		1					10	1
O	5305-144-3819	SCREW AN520-10R8 (88044)		EA		12					10	2
O	5310-167-0834	WASHER, FLAT AN960-10L (88044)		EA		20					10	3
O	5310-227-1944	WASHER A936-R10 (88044)		EA		20					10	4
PO	5945-080-3802	RELAY, ARMATURE 618-532-9003 (7065)		EA		1	*	*	2	2	10	5
PO	5950-936-5032	TRANSFORMER 69206-2 (99193)		EA		2	*	2	2	2	10	6
O	5305-144-3826	SCREW AN520-10R-22 (88044)		EA		8					10	7

(1) SMR CODE	(2) FEDERAL STOCK NUMBER	(3) DESCRIPTION REFERENCE NUMBER & MFR CODE USABLE ON CODE		(4) UNIT OF ISSUE	(5) QTY INC IN UNIT PACK	(6) QTY INC IN UNIT	(7) 15 DAY ORGANIZATIONAL MAINTENANCE ALW				(8) ILLUSTRATION	
							(a)	(b)	(c)	(d)	(a)	(b)
							1-5	6-20	21-50	51-100	FIGURE NO.	ITEM NO.
		GROUP 12 - ACCELERATION AND OVERTEMPERATURE CONTROL THERMOSTAT										
PO	5310-595-7936	WASHER, SHIM S8154-165C005 (99193)		EA		2	4	6	14	26	11	1
O	5310-515-7449	WASHER AN960C416L (88044)		EA		1					11	2
PO	6115-830-8314	PLATE, RETAINING 695153-1 (99193)		EA		1	*	2	2	2	11	3
PO	5306-014-9474	BOLT, SPECIAL S8430A3 (99193)		EA		1	*	2	3	7	11	4
POT	6685-936-5028	THERMOSTAT, PNEUMATIC 10951 (99193)		EA		1	*	2	3	7	11	5
X1		BODY ASSY 856954 6 (99193)		EA		1					11	6
X1	5310-754-1717	SHIM 99867-1 (99193)		EA		V					11	7
X1	5310-551-6975	SHIM 99867-2 (99193)		EA		V					11	7
X1	5310-754-1718	SHIM 99867-3 (99193)		EA		V					11	7
X1	5310-754-1711	SHIM 99867-4 (99193)		EA		V					11	7
X1	3120-551-5846	SHIM 99867-5 (99193)		EA		V					11	7
X1	5310-754-1716	SHIM 99867-6 (99193)		EA		V					11	7
X1	5310-754-1715	SHIM 99867-7 (99193)		EA		V					11	7
X1	3120-754-1720	SHIM 99867-8 (99193)		EA		V					11	7

(1) SMR CODE	(2) FEDERAL STOCK NUMBER	(3) DESCRIPTION REFERENCE NUMBER & MFR CODE USABLE ON CODE		(4) UNIT OF ISSUE	(5) QTY INC IN UNIT PACK	(6) QTY INC IN UNIT	(7) 15 DAY ORGANIZATIONAL MAINTENANCE ALW				(8) ILLUSTRATION	
							(a)	(b)	(c)	(d)	(a)	(b)
							1-5	6-20	21-50	51-100	FIGURE NO.	ITEM NO.
X1	3120-754-1721	SHIM 99867-9 (99193)		EA		V					11	7
X1	3120-754-1722	SHIM 99867-10 (99193)		EA		V					11	7
X1	3120-551-6980-	SHIM 99867-11 (99193)		EA		V					11	7
X1	2910-551-6981	SHIM 99867-12 (99193)		EA		V					11	7
X1		SHIM 99867-82 (99193)		EA		V					11	7
X1		SHIM 99867-83 (99193)		EA		V					11	7
X1		SHIM 99867-84 (99193)		EA		V					11	7
X1		SHIM 99867-85 (99193)		EA		V					11	7
X1		SHIM 99867-86 (99193)		EA		V					11	7
X1		SHIM 99867-87 (99193)		EA		V					11	7
X1		SHIM 99867-89 (99193)		EA		V					11	7
X1		SHIM 99867-89 (99193)		EA		V					11	7
X1		SHIM 99867-90 (99193)		EA		V					11	7
X1		SHIM 99867-91 (99193)		EA		V					11	7
X1		VALVE ASSY 882744-1 (99193)		EA		1					11	8

(1) SMR CODE	(2) FEDERAL STOCK NUMBER	(3) DESCRIPTION REFERENCE NUMBER & MFR CODE USABLE ON CODE		(4) UNIT OF ISSUE	(5) QTY INC IN UNIT PACK	(6) QTY INC IN UNIT	(7) 15 DAY ORGANIZATIONAL MAINTENANCE ALW				(8) ILLUSTRATION	
							(a)	(b)	(c)	(d)	(a)	(b)
							1-5	6-20	21-50	51-100	FIGURE NO.	ITEM NO.
X1		SEAL ASSY S8187 (99193)		EA		1					11	9
		GROUP 13 - AIR PRESSURE REGULATOR, LOAD CONTROL VALVE, AND LOAD CONTROL THERMOSTAT										
O	5306-722-0393	BOLT AN3-4A (88044)		EA		1					12	1
O	5310-167-0812	WASHER AN960C-10L (88044)		EA		3					12	2
O	5340-837-8084	CLAMP TA171-8D22X (84971)		EA		1					12	3
O	5310-263-2862	NUT MS21045C3 (96906)		EA		1					12	4
POR	2835-861-9955	AIR PRESSURE REGULATOR 108-32-3 (99193)		EA		1	*	2	3	7	12	5
PO	5330-842-8170	PACKING S8990-18 (99193) (A component of parts kit 658311-3)		EA		1	*	2	3	7	12	6
PO	2910-056-2120	FILTER ELEMENT 663180-1 (99193)		EA		1	*	2	2	3	12	7
PO	2910-621-3577	SEAL AND RETAINER X050554-2 (83259)		EA		1	8	12	20	40	12	8
PO	2910-875-9628	COVER, FILTER 94436-1 (99193)		EA		1	*	*	2	2	12	9
O	5310-982-4988	NUT AN363C428 (88044)		EA		1					12	10
O	5310-515-7449	WASHER AN960C-416L (88044)		EA		1					12	11
PO	5340-939-0612	CLAMP TA724D17X (84971)		EA		1	*	*	*	2	12	12
PO	4130-863-8557	DUCT ASSY 891405-1 (99193)		EA		1	*	2	2	3	12	13

(1) SMR CODE	(2) FEDERAL STOCK NUMBER	(3) DESCRIPTION REFERENCE NUMBER & MFR CODE USABLE ON CODE		(4) UNIT OF ISSUE	(5) QTY INC IN UNIT PACK	(6) QTY INC IN UNIT	(7) 15 DAY ORGANIZATIONAL MAINTENANCE ALW				(8) ILLUSTRATION	
							(a)	(b)	(c)	(d)	(a)	(b)
							1-5	6-20	21-50	51-100	FIGURE NO.	ITEM NO.
PO	5340-329-2122	CLAMP 4353-487M (98625)		EA		1	*	2	2	2	12	14
O	5330-531-3306	GASKET 74374-4 (99193)		EA		1	*	2	2	4	12	15
POT	4810-995-1137	VALVE, SHUTOFF 109382-16 (99193)		EA		1	*	*	*	2	12	16
O	5306-156-2344	BOLT AN4C14A (88044)		EA		3					12	17
O		SAFETY WIRE MS20995C32 (96906)		SL		V					12	18
PO	5306-014-9474	BOLT S8430A3 (99193)		EA		1	*	2	3	7	12	19
O	5310-205-8924	WASHER AN960C416L (88044)		EA		2					12	20
PO	6115-830-8314	PLATE, RETAINING 695153-1 (99193)		EA		2	*	2	2	2	12	21
PO	5310-595-7936	WASHER, SHIM S8154-165C005 (99193)		EA		V	4	6	14	26	12	22
POT	6685-936-5029	THERMOSTAT, PNEUMATIC, LOAD CONTROL 107996-6 (99193)		EA		1	*	2	3	7	12	23
X1		SEAL ASSY S8187 (99193)		EA		1					12	24
X1	2910-930-7119	VALVE ASSY 664944 (99193)		EA		1					12	25
X1	5310-754-1717	SHIM 99867-1 (99193)		EA		V					12	26
X1	5310-551-6975	SHIM 99867-2 (99193)		EA		V					12	26
X1	5310-754-1718	SHIM 99867-3 (99193)		EA		V					12	26

(1) SMR CODE	(2) FEDERAL STOCK NUMBER	(3) DESCRIPTION REFERENCE NUMBER & MFR CODE USABLE ON CODE		(4) UNIT OF ISSUE	(5) QTY INC IN UNIT PACK	(6) QTY INC IN UNIT	(7) 15 DAY ORGANIZATIONAL MAINTENANCE ALW				(8) ILLUSTRATION	
							(a)	(b)	(c)	(d)	(a)	(b)
							1-5	6-20	21-50	51-100	FIGURE NO.	ITEM NO.
X1	5310-754-1711	SHIM 99867-4 (99193)		EA		V					12	26
X1	3120-551-5846	SHIM 99867-5 (99193)		EA		V					12	26
X1	5310-754-1716	SHIM 99867-6 (99193)		EA		V					12	26
X1	5310-754-1715	SHIM 99867-7 (99193)		EA		V					12	26
X1	3120-754-1720	SHIM 99867-8 (99193)		EA		V					12	26
X1	3120-754-1721	SHIM 99867-9 (99193)		EA		V					12	26
X1	3120-754-1722	SHIM 99867-10 (99193)		EA		V					12	26
X1	3120-551-6980	SHIM 99867-11 (99193)		EA		V					12	26
X1	2910-551-6981	SHIM 99867-12 (99193)		EA		V					12	26
X1		SHIM 99867-82 (99193)		EA		V					12	26
X1		SHIM 99867-83 (99193)		EA		V					12	26
X1		SHIM 99867-84 (99193)		EA		V					12	26
X1		SHIM 99867-85 (99193)		EA		V					12	26
X1		SHIM 99867-86 (99193)		EA		V					12	26
X1		SHIM 99867-87 (99193)		EA		V					12	26

(1) SMR CODE	(2) FEDERAL STOCK NUMBER	(3) DESCRIPTION REFERENCE NUMBER & MFR CODE USABLE ON CODE		(4) UNIT OF ISSUE	(5) QTY INC IN UNIT PACK	(6) QTY INC IN UNIT	(7) 15 DAY ORGANIZATIONAL MAINTENANCE ALW				(8) ILLUSTRATION	
							(a)	(b)	(c)	(d)	(a)	(b)
							1-5	6-20	21-50	51-100	FIGURE NO.	ITEM NO.
X1		SHIM 99867-88 (99193)		EA		V					12	26
X1		SHIM 99867-89 (99193)		EA		V					12	26
X1		SHIM 99867-90 (99193)		EA		V					12	26
X1		SHIM 99867-91 (99193)		EA		V					12	26
X1		BODY ASSY 856954-9 (99193)		EA		1					12	27
		GROUP 14-GAS TURBINE ENGINE WIRING HARNESS, CLAMPS, AND ATTACHING HARDWARE										
O	5310-061-7326	NUT MS21045-3 (96906)		EA		19					13	1
O	5310-167-0834	WASHER AN96010L (88044)		EA		38					13	2
O	5340-571-6044	CLAMP MS21919H8 (96906)		EA		4					13	3
O	5340-286-6944	CLAMP MS21919H4 (96906)		EA		17					13	4
O	5306-151-0788	BOLT AN3-4A (88044)		EA		19					13	5
O	5340-663-1979	CLAMP MS2919H6 (96906)		EA		9					13	6
O	5340-530-5672	CLAMP MS21919H3 (96906)		EA		6					13	7
O	5340-291-5344	CLAMP MS21919H5 (96906)		EA		2					13	8
POR	2920-933-0578	HARNESS ASSY 694512 (99193)		EA		1	*	2	2	2	13	9

(1) SMR CODE	(2) FEDERAL STOCK NUMBER	(3) DESCRIPTION REFERENCE NUMBER & MFR CODE USABLE ON CODE		(4) UNIT OF ISSUE	(5) QTY INC IN UNIT PACK	(6) QTY INC IN UNIT	(7) 15 DAY ORGANIZATIONAL MAINTENANCE ALW				(8) ILLUSTRATION	
							(a)	(b)	(c)	(d)	(a)	(b)
							1-5	6-20	21-50	51-100	FIGURE NO.	ITEM NO.
PO	5310-702-9119	WASHER S8157AU219-040-C (99193)		EA		2	*	*	2	2	13	10
O	5310-632-6721	WASHER AN960C4 (88044)		EA		2					13	11
O	9505-603-4116	SAFETY WIRE MS20995C20 (96906)		SL		V					13	12
O	5305-151-0397	SCREW AN500A4-6 (88044)		EA		2					13	13
X20		COVER TA15M04HR6 (84971)		EA		1					13	14
POR	6115-871-6658	GROUP 15 - POWER UNIT HARNESS ASSEMBLIES AND BATTERIES WIRE HARNESS ASSY 697122-1 (99193)		EA		1	*	*	*	2	14	1
O	5310-018-8087	NUT, SELF LOCKING MS2104M06 (96906)		EA		16					14	2
O	5310-167-0832	WASHER, FLAT AN960-6L (88044)		EA		32					14	3
O	5305-150-9504	SCREW, MACHINE AN515-6R8 (88044)		EA		12					14	4
O	5305-151-0387	SCREW, MACHINE AN500-A68 (88044)		EA		4					14	5
O	9505-603-4116	WIRE, LOCK MS20995-C20 (96906)		SL		V					14	6
O	5305-151-1379	SCREW, MACHINE AN515-4R8 (88044)		EA		3					14	7
O	5310-167-0831	WASHER, FLAT AN960-4L (88044)		EA		8					14	8
O	5305-174-0702	SCREW, MACHINE AN500-A48 (88044)		EA		1					14	9

(1) SMR CODE	(2) FEDERAL STOCK NUMBER	(3) DESCRIPTION REFERENCE NUMBER & MFR CODE USABLE ON CODE		(4) UNIT OF ISSUE	(5) QTY INC IN UNIT PACK	(6) QTY INC IN UNIT	(7) 15 DAY ORGANIZATIONAL MAINTENANCE ALW				(8) ILLUSTRATION	
							(a)	(b)	(c)	(d)	(a)	(b)
							1-5	6-20	21-50	51-100	FIGURE NO.	ITEM NO.
O	5310-088-0551	NUT, SELF-LOCKING MS21044M04 (96906)		EA		4					14	10
POR	6115-833-7785	WIRE HARNESS ASSY 698743-1 (99193)		EA		2	*	*	*	2	14	11
PO	6140-843-8019	WIRE ASSY, BATTERY LEAD 695604.-22 (99193)		EA		2	*	*	*	2	14	12
PO	6140-057-2553	BATTERY, STORAGE, LEAD ACID MS35000-1 (96906)		EA		2	*	*	2	2	14	13
GROUP 16-POWER UNIT HARNESS ASSEMBLIES AND CLAMPS												
O	5305-151-1379	SCREW, MACHINE AN515-4R8 (88044)		EA		13					15	1
O	5310-167-0831	WASHER, FLAT AN960-4L (88044)		EA		32					15	2
POR	6115-843-7650	WIRE HARNESS ASSY 698013-1 (99193)		EA		1	*	*	*	2	15	3
O	5310-088-0551	NUT, SELF LOCKING MS21044M04 (96906)		EA		16					15	4
PO	5340-954-6826	CLAMP, LOOP TA1718D8X (84971)		EA		4	*	2	2	2	15	5
PO	5340-990-9300	CLAMP, LOOP TA1718D6X (84971)		EA		3	*	2	4	7	15	6
O	5306-274-2119	BOLT, MACHINE AN3-5A (88044)		EA		1					15	7
O	5310-167-0834	WASHER, FLAT AN960-10L (88044)		EA		2					15	8
O	5310-877-5797	NUT, SELF LOCKING MS21044M3		EA		1					15	9
O	9505-608-4116	WIRE, LOCK MS20995-C20 (96906)		SL		V					15	10

(1) SMR CODE	(2) FEDERAL STOCK NUMBER	(3) DESCRIPTION REFERENCE NUMBER & MFR CODE USABLE ON CODE		(4) UNIT OF ISSUE	(5) QTY INC IN UNIT PACK	(6) QTY INC IN UNIT	(7) 15 DAY ORGANIZATIONAL MAINTENANCE ALW				(8) ILLUSTRATION	
							(a)	(b)	(c)	(d)	(a)	(b)
							1-5	6-20	21-50	51-100	FIGURE NO.	ITEM NO.
O	5305-174-0702	SCREW, MACHINE AN500-A4-8 (88044)		EA		3					15	11
POR	6115-843-8579	WIRE HARNESS, ASSY 697120-1 (99193) GROUP 17-POWER UNIT HARNESS ASSEMBLIES, AIR INTAKE DOOR INTERLOCK SWITCH AND CLAMPS		WA		1	*	*	*	*	15	12
O	5305-151-2079	SCREW, MACHINE AN507-440R7 (88044)		EA		3					16	1
O		BOARD, TERMINAL MS27212-2-12 (96906)		EA		1					16	2
O	5310-088-0551	NUT, SELF LOCKING MS21044M04 (96906)		EA		3					16	3
O	5940-577-7653	LINK, TERMINAL MS25226-4-2 (96906)		EA		1					16	4
X20		COVER, TERMINAL BOARD 398-12 (94640)		EA		1					16	5
O	5310-965-1763	WASHER, LOCK MS20341-10S (96906)		EA		12					16	6
O		WASHER, FLAT MS35338-43 (96906)		EA		12					16	7
O	5310-167-0843	WASHER, FLAT AN960-10L (88044)		EA		20					16	8
PO	5340-837-8084	CLAMP, LOOP TA1718D22X (84971)		EA		2	*	*	2	2	16	9
O	5305-144-3820	SCREW, MACHINE AN520-10R-10 (88044)		EA		4					16	10
PQE	6115-843-8611	HARNESS ASSY 891447-1 (99193)		EA		1	*	*	*	2	16	11
PO	5340-993-5475	CLAMP, LOOP TA1718D34X (84971)		EA		2	*	*	*	2	16	12

(1) SMR CODE	(2) FEDERAL STOCK NUMBER	(3) DESCRIPTION REFERENCE NUMBER & MFR CODE USABLE ON CODE		(4) UNIT OF ISSUE	(5) QTY INC IN UNIT PACK	(6) QTY INC IN UNIT	(7) 15 DAY ORGANIZATIONAL MAINTENANCE ALW				(8) ILLUSTRATION	
							(a)	(b)	(c)	(d)	(a)	(b)
							1-5	6-20	21-50	51-100	FIGURE NO.	ITEM NO.
O	5310-877-5797	NUT, SELF LOCKING MS21044N3 (96906)		EA		4					16	13
O	5310-081-8087	NUT, SELF LOCKING MS21044M06 (96906)		EA		4					16	14
O	5310-167-0832	WASHER, FLAT AN90-6L (88044)		EA		8					16	15
O	5305-150-9504	SCREW, MACHINE AN515-6R8 (88044)		EA		3					16	16
O	5305-151-0387	SCREW, MACHINE AN500-A68 (88044)		EA		1					16	17
O	9505-603-4116	WIRE, LOCK MS20995-C20 (96906)		SL		V					16	18
PO	5340-990-9298	CLAMP, LOOP RA1718D3X (84971)		EA		2	*	*	*	2	16	19
O	5930-044-4144	SWITCH, PUSH MS16106-5 (96906)		EA		1					16	20
O	5310-167-0859	WASHER, TOOTHLOCK AN936-C6 (88044)		EA		2					16	21
O	5305-144-3949	SCREW, MACHINE AN507-632R5 (88044)		EA		2					16	22
GROUP 18-POWER UNIT HARNESS ASSEMBLIES												
O	5310-018-8087	NUT, SELF LOCKING MS21044M06 (96906)		EA		16					17	1
O	5310-167-0832	WASHER, FLAT AN960-6L (88044)		EA		32					17	2
POR	6115-843-8610	WIRE HARNESS ASSY 697019-2 (99193)		EA		1	*	*	*	2	17	3
O	5305-157-0387	AN500A6-8 (88044) AN5068 (88044)										

(1) SMR CODE	(2) FEDERAL STOCK NUMBER	(3) DESCRIPTION REFERENCE NUMBER & MFR CODE USABLE ON CODE		(4) UNIT OF ISSUE	(5) QTY INC IN UNIT PACK	(6) QTY INC IN UNIT	(7) 15 DAY ORGANIZATIONAL MAINTENANCE ALW				(8) ILLUSTRATION	
							(a)	(b)	(c)	(d)	(a)	(b)
							1-5	6-20	21-50	51-100	FIGURE NO.	ITEM NO.
O	9505-603-4116	WIRE, LOCK MS20995-C20 (96906)		SL		V					17	5
O	5305-150-9504	SCREW, MACHINE AN5156R8 (88044)		EA		12					17	6
POR	6115-843-8609	WIRE HARNESS ASSY 697019-1 (99193) GROUP 19 - POWER UNIT HARNESS ASSEMBLIES AND CLAMPS		EA		1	*	*	*	2	17	7
O	5310-167-0831	WASHER, FLAT AN960-4L (88044)		EA		16					18	1
O	5305-151-1379	SCREW, MACHINE AN515-4R8 (88044)		EA		6					18	2
O	5305-174-0702	SCREW, MACHINE AN500-A4-8 (88044)		EA		2					18	3
O	9505-603-4116	WIRE, LOCK MS20995C20 (96906)		SL		V					18	4
POR	6115-859-2382	HARNESS ASSY 695925-3 (99193)		EA		1	*	*	*	2	18	5
O	5310-088-0551	NUT, SELF LOCKING MS21044N04(96906)		EA		8					18	6
O	5306-274-2119	BOLT, MACHINE AN3-5A (88044)		EA		3					18	7
O	5310-167-0837	WASHER, FLAT AN960-10L (88044)		EA		6					18	8
PO	5340-990-9300	CLAMP, LOOP TA1718D6X (84971)		EA		3	*	2	4	7	18	9
PO	5340-952-0906	CLAMP, LOOP TA1718M2X (84971)		EA		3	*	*	2	2	18	10
O	5310-877-5797	NUT, SELF LOCKING MS21044N3 (96906)		EA		3					18	11

(1) SMR CODE	(2) FEDERAL STOCK NUMBER	(3) DESCRIPTION REFERENCE NUMBER & MFR CODE USABLE ON CODE		(4) UNIT OF ISSUE	(5) QTY INC IN UNIT PACK	(6) QTY INC IN UNIT	(7) 15 DAY ORGANIZATIONAL MAINTENANCE ALW				(8) ILLUSTRATION	
							(a)	(b)	(c)	(d)	(a)	(b)
							1-5	6-20	21-50	51-100	FIGURE NO.	ITEM NO.
O	5305-150-9504	SCREW, MACHINE AN515-6R8 (88044)		EA		3					18	12
O	5940-950-7781	BOARD, TERMINAL MS27212-5-8 (96906)		EA		1					18	13
O	5310-167-0832	WASHER, FLAT AN960-6L (88044)		EA		3					18	14
O	5310-081-8087	NUT, SELF LOCKING MS21044M06 (96906)		EA		3					18	15
O	5940-623-7229	LINK, TERMINAL MS25226-8-2 (96906)		EA		1					18	16
X20		COVER, TERMINAL BOARD 399-8 (94640)		EA		1					18	17
O	5330-921-6864	NUT, HEX, ELECTRICAL MS20341-616S (96906)		EA		8					18	18
O		WASHER, LOCK MS35338-46 (96906)		EA		8					18	19
O	5310-167-0837	WASHER, FLAT AN960-616L (88044)		EA		8					18	20
		GROUP 20-POWER UNIT HARNESS ASSEMBLIES, REMOTE OPERATION CABLE ADAPTER, AND CLAMPS										
O	5310-167-0837	WASHER, FLAT AN960-4L (88044)		EA		26					19	1
O	5305-151-1379	SCREW, MACHINE A515-4R8 (88044)		EA		9					19	2
O	5305-174-0702	SCREW, MACHINE AN500-A4-8 (88044)		EA		3					19	3
O	9505-603-4116	WIRE, LOCK MS20995C20 (96906)		SL		V					19	4
O	5310-088-0551	NUT, SELF LOCKING MS21044M04 (96906)		EA		13					19	5

(1) SMR CODE	(2) FEDERAL STOCK NUMBER	(3) DESCRIPTION REFERENCE NUMBER & MFR CODE USABLE ON CODE		(4) UNIT OF ISSUE	(5) QTY INC IN UNIT PACK	(6) QTY INC IN UNIT	(7) 15 DAY ORGANIZATIONAL MAINTENANCE ALW				(8) ILLUSTRATION	
							(a)	(b)	(c)	(d)	(a)	(b)
							1-5	6-20	21-50	51-100	FIGURE NO.	ITEM NO.
POR	6115-863-8448	HARNESS ASSY 891454-1 (99193)		EA		1	*	*	*	2	19	6
O	5310-167-0834	WASHER, FLAT AN960-10L (88044)		EA		5					19	7
O	5306-151-0788	BOLT, MACHINE AN3-4A (88044)		EA		1					19	8
POR	6115-830-8312	HARNESS ASSY 696885-1 (99193)		EA		1	*	*	*	2	19	9
PO	5340-952-0906	CLAMP, LOOP TA1718D12X (84971)		EA		1	*	*	2	2	19	10
PO	5340-990-9300	CLAMP, LOOP TA1718D6X (84971)		EA		1	*	2	4	7	19	11
O	5310-877-5797	NUT, SELF-LOCKING MS21044N3 (96906)		EA		4					19	12
O	5935-578-2742	COVER, ELECTRICAL CONNECTOR MS25043-24C (96906)		EA	1					19	13	
PO	5935-791-2302	CONNECTOR, RECEPTACLE TBF24-10PS (71468)		EA		1	*	*	*	2	19	14
O	5305-151-3249	SCREW, MACHINE AN507-1032R8 (88044)		EA		3					19	15
PO	5340-021-3872	COVER, PROTECTIVE 698582-1 (99193)		EA		1	*	*	*	2	19	16
O		CHAIN, FLAT, LINK NAS1455-0-2C (80205)		EA		1					19	17
O	5305-144-3949	SCREW, MACHINE AN507-632R5 (88044)		EA		1					19	18
O	5315-223-6112	PIN, RETAINING AN416-2 (88044)		EA		1					19	19

(1) SMR CODE	(2) FEDERAL STOCK NUMBER	(3) DESCRIPTION REFERENCE NUMBER & MFR CODE USABLE ON CODE		(4) UNIT OF ISSUE	(5) QTY INC IN UNIT PACK	(6) QTY INC IN UNIT	(7) 15 DAY ORGANIZATIONAL MAINTENANCE ALW				(8) ILLUSTRATION	
							(a)	(b)	(c)	(d)	(a)	(b)
							1-5	6-20	21-50	51-100	FIGURE NO.	ITEM NO.
		GROUP 21-POWER UNIT RADIO INTERFERENCE SUPPRESSION COMPONENTS										
O			SCREW, MACHINE AN515-8R8 (88044)	EA		2					20	1
O	5310-167-0833		WASHER, FLAT AN960-8L (88044)	EA		8					20	2
O	5310-596-7623		WASHER, TOOTHLOCK AN936-B8 (88044)	EA		10					20	3
PO	5910-706-4237		CAPACITOR 545610 (07688)	EA		3	*	2	2	2	20	4
O	5310-811-3494		NUT, SELF-LOCKING MS21044N08 (96906)	EA		3					20	5
PO	5910-882-0556		CAPACITOR 545613 (07688)	EA		3	*	2	2	2	20	6
O			SCREW, MACHINE AN515-8R10 (88044)	EA		2					20	7
		GROUP 22-POWER UNIT HARNESS ASSEMBLIES										
POR	6115-875-8127		HARNESS ASSY 696884-1 (99193)	EA		1	*	*	*	2	21	1
O	5310-167-0831		WASHER, FLAT AN960-4L (88044)	EA		24					21	2
O	5310-088-0551		NUT, SELF-LOCKING MS21044N04 (96906)	EA		12					21	3
O	5305-151-1379		SCREW, MACHINE AN515-4R8 (88044)	EA		9					21	4
O	9505-603-4116		WIRE, LOCK MS20995C20 (96906)	SL		V					21	5
O	5305-174-0702		SCREW, MACHINE AN500-A4-8(88044)	EA		3					21	6
POR	6115-843-8557		HARNESS ASSY 697013-1 (99193)	EA		1	*	*	*	2	21	7

(1) SMR CODE	(2) FEDERAL STOCK NUMBER	(3) DESCRIPTION REFERENCE NUMBER & MFR CODE USABLE ON CODE		(4) UNIT OF ISSUE	(5) QTY INC IN UNIT PACK	(6) QTY INC IN UNIT	(7) 15 DAY ORGANIZATIONAL MAINTENANCE ALW				(8) ILLUSTRATION	
							(a)	(b)	(c)	(d)	(a)	(b)
							1-5	6-20	21-50	51-100	FIGURE NO.	ITEM NO.
		GROUP 23-POWER UNIT HARNESS ASSEMBLIES, ICING SENSORS, AND CLAMPS										
O	5305-151-1229	SCREW, MACHINE AN515-6R6 (88044)		EA		8					22	1
O	5310-167-0832	WASHER, FLAT AN960-6L (88044)		EA		16					22	2
PO	4130-400-2149	HARNESS ASSY 889705-1 (99193)		EA		2	*	*	*	*	22	3
X20		BRACKET 889702-1 (99193)		EA		4					22	4
O	5310-081-8087	NUT, SELF-LOCKING MS21044N06 (96906)		EA		8					22	5
O	5310-877-5797	NUT, SELF-LOCKING MS21044N3 (96906)		EA		8					22	6
O	5310-167-0834	WASHER, FLAT AN960-10L (88044)		EA		16					22	7
O	5340-571-6044	CLAMP, LOOP MS21919H8 (96906)		EA		8					22	8
O	5306-151-0788	BOLT, MACHINE AN3-4A (88044)		EA		4					22	9
POR	6115-843-8553	HARNESS ASSY 697014-1 (99193)		EA		1	*	*	*	2	22	10
O	5310-167-0837	WASHER, FLAT AN960-4L (88044)		EA		32					22	11
O	5310-088-0551	NUT, SELF-LOCKING MS21044N04 (96906)		EA		16					22	12
O	5310-151-1379	SCREW, MACHINE AN515-4R8 (88044)		EA		12					22	13
O	5305-174-0702	SCREW, MACHINE AN500-A4-8 (88044)		EA		4					22	14

(1) SMR CODE	(2) FEDERAL STOCK NUMBER	(3) DESCRIPTION REFERENCE NUMBER & MFR CODE USABLE ON CODE		(4) UNIT OF ISSUE	(5) QTY INC IN UNIT PACK	(6) QTY INC IN UNIT	(7) 15 DAY ORGANIZATIONAL MAINTENANCE ALW				(8) ILLUSTRATION	
							(a)	(b)	(c)	(d)	(a)	(b)
							1-5	6-20	21-50	51-100	FIGURE NO.	ITEM NO.
O	9505-603-4116	WIRE, LOCK MS20995C20 (96906) GROUP 24-POWER UNIT HARNESS ASEMBLIES, REMOTE TEMPERATURE SENSING RELAY, EVAPORATION ANTI-ICE RELAY, AIR MIXING CHAMBER OVERTEMPERATURE SENSOR AND CLAMPS		SL		V					22	15
O	5310-877-5797	NUT, SELF-LOCKING MS21044N3 (96906)		EA		12					23	1
O	5310-167-0834	WASHER, FLAT AN960-10L (88044)		EA		24					23	2
PO	5930-167-7853	SWITCH, THERMOSTATIC AIR HEAT CONTROL 695937-2 (99193)		EA		1	*	*	2	2	23	3
O	5305-144-3820	SCREW, MACHINE AN520-10R-10 (88044)		EA		2					23	4
O	5305-156-2714	SCREW, MACHINE A501-A1O-10 (88044)		EA		1					23	5
O	9505-603-4116	WIRE, LOCK MS20995-C20 (96906)		SL		V					23	6
POR	6115-830-8310	WIRE HARNESS ASSY 696886-1 (99193)		EA		1	*	*	*	2	23	7
PO	5340-993-6245	CLAMP, LOOP TA1718D5X (84971)		EA		2	*	2	2	2	23	8
PO	5340-954-6826	CLAMP, LOOP TA1718D8X (84971)		EA		4	*	2	2	2	23	9
O		BRACKET MS9102-61 (96906)		EA		2					23	10
O	5306-274-2119	BOLT, MACHINE AN3-5A (88044)		EA		4					23	11
O	5306-151-0877	BOLT, MACHINE AN3-4A (88044)		EA		4					23	12
O		WASHER AN960-4L (88044)		EA		8					23	13

(1) SMR CODE	(2) FEDERAL STOCK NUMBER	(3) DESCRIPTION REFERENCE NUMBER & MFR CODE USABLE ON CODE		(4) UNIT OF ISSUE	(5) QTY INC IN UNIT PACK	(6) QTY INC IN UNIT	(7) 15 DAY ORGANIZATIONAL MAINTENANCE ALW				(8) ILLUSTRATION	
							(a)	(b)	(c)	(d)	(a)	(b)
							1-5	6-20	21-50	51-100	FIGURE NO.	ITEM NO.
O		NUT MS21044N04 (96906)		EA		4					23	14
O		SCREW AN515-4R8 (88044)		EA		2					23	15
O		SCREW AN500-A4-8 (88044)		EA		2					23	16
X20		COVER 235-516-9010 (99193)		EA		1					23	17
PO	5945-621-0074	RELAY ASSY, ARMATURE 375040 (99193)		EA		2	*	2	3	7	23	18
O		CONNECTOR MS3106R28-21P (96906)		EA		1					23	19
O		CLAMP, LOOP MS2919H8 (96906)		EA		1					23	20
X20		CLAMP 211-501-9032 (99193)		EA		1					23	21
O		GROUP 25-POWER UNIT HARNESS ASSEMBLIES, AIR MIXING CHAMBER OVERTEMPERATURE SENSOR, AND CLAMPS		EA		4					24	1
O	5310-167-0837	SCREW AN515-4R8 (88044)		EA		9					24	2
POR	6115-830-8312	WASHER, FLAT AN960-4L (88044)		EA		1	*	*	*	2	24	3
O	5310-088-0551	WIRE HARNESS ASSY 69685-1 (99193)		EA		7					24	4
O	5310-877-5797	NUT, SELF-LOCKING MS21044N3 (96906)		EA		5					24	5
O	5310-167-0834	NUT, SELF LOCKING MS21044N3 (96906)		EA		11					24	6
		WASHER, FLAT AN960-10L (88044)		EA								

(1) SMR CODE	(2) FEDERAL STOCK NUMBER	(3) DESCRIPTION REFERENCE NUMBER & MFR CODE USABLE ON CODE		(4) UNIT OF ISSUE	(5) QTY INC IN UNIT PACK	(6) QTY INC IN UNIT	(7) 15 DAY ORGANIZATIONAL MAINTENANCE ALW				(8) ILLUSTRATION	
							(a)	(b)	(c)	(d)	(a)	(b)
							1-5	6-20	21-50	51-100	FIGURE NO.	ITEM NO.
PO	5930-167-7853	SWITCH, THERMOSTATIC AIR HEAT CONTROL 695937-2 (99193)		EA		1	*	*	2	2	24	7
O	5305-144-3821	SCREW, MACHINE AN520-10R12 (88044)		EA		2					24	8
O	5305-156-2714	SCREW, MACHINE AN501-A10-10 (88044)		EA		1					24	9
O	9505-603-4116	WIRE, LOCK MS20995-20 (96906)		SL		V					24	10
X20		BRACKET, PROTECTIVE 889743-1 (99193)		EA		1					24	11
PO	5340-990-9300	CLAMP, LOOP TA1718D6X (88044)		EA		3	*	2	4	7	24	12
O	5306-151-0788	BOLT, MACHINE AN3-4A (88044)		EA		1					24	13
O	5306-274-2119	BOLT, MACHINE AN3-5A (88044)		EA		2					24	14
O	5305-151-1379	BOLT, MACHINE AN515-4R8 (88044)		EA		1					24	15
X20		COVER, TERMINAL BOARD 398-16 (94640)		EA		1					24	16
O		BOLT, MACHINE AN515R8 (88044)		EA		2					24	17
O	5310-081-8087	NUT, SELF-LOCKING MS21044N06 (96906)		EA		4					24	18
O	5310-167-0832	WASHER, FLAT AN960-6L (88044)		EA		8					24	19
O	5310-150-9504	SCREW, MACHINE AN5156R8 (88044)		EA		3					24	20
O	5305-151-0387	SCREW, MACHINE AN500A6-8 (88044)		EA		1					24	21

(1) SMR CODE	(2) FEDERAL STOCK NUMBER	(3) DESCRIPTION REFERENCE NUMBER & MFR CODE USABLE ON CODE		(4) UNIT OF ISSUE	(5) QTY INC IN UNIT PACK	(6) QTY INC IN UNIT	(7) 15 DAY ORGANIZATIONAL MAINTENANCE ALW				(8) ILLUSTRATION	
							(a)	(b)	(c)	(d)	(a)	(b)
							1-5	6-20	21-50	51-100	FIGURE NO.	ITEM NO.
		GROUP 26-POWER UNIT HARNESS ASSEMBLY, RETURN AIR TEMPERATURE SENSORS, AND CLAMPS										
O	5310-088-0551	NUT, SELF LOCKING MS21044N04 (96906)		EA		8					25	1
O	5310-167-0831	WASHER, FLAT AN960-4L (88044)		EA		16					25	2
POR	6115-843-8605	WIRE HARNESS ASSY 698735-1 (99193)		EA		1	*	*	*	2	25	3
O	5305-151-1378	SCREW, MACHINE AN515-4R7 (88044)		EA		7					25	4
O	5305-174-0702	SCREW, MACHINE AN500-A4-8 (88044)		EA		1					25	5
O	9505-603-4116	WIRE, LOCK MS20995-C20 (96906)		SL		V					25	6
O	5310-167-0834	WASHER, FLAT AN960-10L (88044)		EA		20					25	7
O	5306-151-0788	BOLT, MACHINE AN3-4A (88044)		EA		10					25	8
PO	5340-990-9299	CLAMP, LOOP TA1718D4X (84971)		EA		6	*	2	2	3	25	9
PO	6685-866-4596	SENSOR TEMP. 67796-1 (99193)		EA		4	2	2	4	8	25	10
O	5310-877-5797	NUT, SELF-LOCKING MS21044N3 (96906)		EA		10					25	11
		GROUP 27-POWER UNIT HARNESS ASSEMBLIES, WATER COMPARTMENT THERMOSTATIC SWITCH AND CLAMPS										
POR	6115-854-4497	WIRE HARNESS ASSY 891443-1 (99193)		EA		1	*	*	*	2	26	1
O	5310-167-0834	WASHER, FLAT AN960-10L (88044)		EA		12					26	2

(1) SMR CODE	(2) FEDERAL STOCK NUMBER	(3) DESCRIPTION REFERENCE NUMBER & MFR CODE USABLE ON CODE		(4) UNIT OF ISSUE	(5) QTY INC IN UNIT PACK	(6) QTY INC IN UNIT	(7) 15 DAY ORGANIZATIONAL MAINTENANCE ALW				(8) ILLUSTRATION	
							(a)	(b)	(c)	(d)	(a)	(b)
							1-5	6-20	21-50	51-100	FIGURE NO.	ITEM NO.
O	5306-274-2119	BOLT, MACHINE AN3-5A (88044)		EA		2					26	3
PO	5340-990-9300	CLAMP, LOOP TA1718D6X (84971)		EA		2	*	2	4	7	26	4
O	5310-877-5797	NUT, SELF-LOCKING MS21044N3 (96906)		EA		6					26	5
O		BRACKET MS9102-61 (96906)		EA		1					26	6
POR	6115-843-7937	WIRE HARNESS ASSY 696882-1 (99193)		EA		1	*	*	*	2	26	7
PO	5340-993-6245	CLAMP, LOOP TA1718-D5X (84971)		EA		4	*	2	2	2	26	8
O	5305-151-1379	SCREW, MACHINE AN515-4R8 (88044)		EA		4					26	9
O	5310-167-0837	WASHER, FLAT AN960-4L (88044)		EA		8					26	10
POR	6115-830-8313	WIRE HARNESS ASSY 891453-1 (99193)		EA		1	*	*	*	2	26	11
O	5310-088-0551	NUT, SELF-LOCKING MS21044N04 (96906)		EA		4					26	12
PO	5930-167-7850	SWITCH, THERMAL 695937-1 (99193)		EA		1	*	*	*	2	26	13
O	5305-144-3820	SCREW, MACHINE AN520-10R-10 (88044)		EA		3					26	14
O	5305-156-2714	SCREW, MACHINE AN501-A10-10 (88044)		EA		1					26	15
O		WIRE, LOCK MS20995-C20 (96906)		SL		V					26	16
POR	6115-843-8594	WIRE HARNESS ASSY 891446-1 (99193)		EA		1	*	*	*	2	26	17

(1) SMR CODE	(2) FEDERAL STOCK NUMBER	(3) DESCRIPTION REFERENCE NUMBER & MFR CODE USABLE ON CODE		(4) UNIT OF ISSUE	(5) QTY INC IN UNIT PACK	(6) QTY INC IN UNIT	(7) 15 DAY ORGANIZATIONAL MAINTENANCE ALW				(8) ILLUSTRATION	
							(a)	(b)	(c)	(d)	(a)	(b)
							1-5	6-20	21-50	51-100	FIGURE NO.	ITEM NO.
PO	5340-837-8084	CLAMP, LOOP TA1718-D22X (84971)		EA		1	*	*	2	2	26	18
PO	5945-615-7493	GROUP 28-POWER UNIT HARNESS ASSEMBLIES, CONDENSER AIR INLET AND OUTLET DOOR INTERLOCK SWITCHES, AND CLAMPS		EA		1	*	*	*	2	27	1
POR	6115-833-7783	SWITCH, PUSH, PULL B138F (74063)		EA		1	*	*	*	2	27	2
O	5306-151-0788	WIRE HARNESS ASSY 891445-1 (99193)		EA		8					27	3
O	5310-167-0837	BOLT, MACHINE AN3-4A (88044)		EA		6					27	4
PO	5340-990-9300	WASHER, FLAT AN960-10L (88044)		EA		6	*	2	4	7	27	5
O	5310-167-0832	CLAMP, LOOP TA1718D6X (84971)		EA		6					27	6
O		WASHER, FLAT AN960-6L (88044)		EA		2					27	7
O	5305-150-9504	WASHER, LOCK MS35338-41 (96906)		EA		4					27	8
PO		SCREW, MACHINE AN5156R8 (88044)		EA		1	*	*	2	2	27	9
O	5325-174-5317	ROD, SWITCH EXTENSION 891753-1 (99193)		EA		2					27	10
O	5310-167-0831	GROMMET, RUBBER, SPLIT MS35489-4 (96906)		EA		12					27	11
O	5310-877-5797	WASHER, FLAT AN960-4L (88044)		EA		2					27	12
O	5340-779-3319	NUT, SELF-LOCKING MS21044N3 (96906)		EA		V					27	13
		STRAP, CABLE MS17821-2-9 (96906)										

(1) SMR CODE	(2) FEDERAL STOCK NUMBER	(3) DESCRIPTION REFERENCE NUMBER & MFR CODE USABLE ON CODE		(4) UNIT OF ISSUE	(5) QTY INC IN UNIT PACK	(6) QTY INC IN UNIT	(7) 15 DAY ORGANIZATIONAL MAINTENANCE ALW				(8) ILLUSTRATION	
							(a)	(b)	(c)	(d)	(a)	(b)
							1-5	6-20	21-50	51-100	FIGURE NO.	ITEM NO.
PO	5930-883-6840	SWITCH ASSY, HG 698014-1 (99193)		EA		1	*	*	2	2	27	14
O	5310-081-8087	NUT, SELF-LOCKING MS21044N06 (96906)		EA		2					27	15
X20		SLEEVING S9046-16-9-208 (99193)		EA		2					27	16
O	5340-726-9819	CLAMP, LOOP MS21919-D3 (96906)		EA		2					27	17
O	5310-088-0551	NUT, SELF-LOCKING MS21044N04 (96906)		EA		4					27	18
O	9505-603-4116	WIRE, LOCK MS20995-C20 (96906)		SL		V					27	19
O	5305-174-0702	SCREW, MACHINE AN500A4-8 (88044)		EA		1					27	20
O	5305-151-1379	SCREW, MACHINE AN5154R8 (88044)		EA		3					27	21
		GROUP 29 - POWER UNIT HARNESS ASSEMBLIES, RETURN AIR TEMPERATURE SENSORS, AND CLAMPS										
O	5310-088-0551	NUT, SELF-LOCKING MS21044N04 (96906)		EA		8					28	1
O	5310-167-0831	WASHER, FLAT AN960-4L (88044)		EA		16					28	2
POR	6115-843-8605	WIRE HARNESS ASSY 698735-1 (99193)		EA		1	*	*	*	2	28	3
O	5305-151-1378	SCREW, MACHINE AN515-4R7 (88044)		EA		7					28	4
O	5305-174-0702	SCREW, MACHINE AN500-A4-8 (88044)		EA		1					28	5
O	9505-603-4116	WIRE, LOCK MS20995-C20 (96906)		SL		V					28	6

(1) SMR CODE	(2) FEDERAL STOCK NUMBER	(3) DESCRIPTION REFERENCE NUMBER & MFR CODE USABLE ON CODE		(4) UNIT OF ISSUE	(5) QTY INC IN UNIT PACK	(6) QTY INC IN UNIT	(7) 15 DAY ORGANIZATIONAL MAINTENANCE ALW				(8) ILLUSTRATION	
							(a)	(b)	(c)	(d)	(a)	(b)
							1-5	6-20	21-50	51-100	FIGURE NO.	ITEM NO.
O	5310-167-0834	WASHER, FLAT AN960-10L (88044)		EA		20					28	7
O	5306-151-0788	BOLT, MACHINE AN3-4A		EA		10					28	8
PO	5340-990-9299	CLAMP, LOOP TA1718D4X (84971)		EA		4	*	2	2	3	28	9
PO	6685-866-4596	SENSOR TEMP. 697796-1 (99193)		EA		4	2	2	4	8	28	10
O	5310-877-5797	NUT, SELF-LOCKING MS21044N3 (96906)		EA		10					28	11
PO	5340-993-6245	CLAMP, LOOP TA1718D5X (84971)		EA		2	*	2	2	2	28	12
PO	5935-884-1453	PLUG, ELECTRICAL, SHORTING 69802-1 (99193)		EA		1	*	2	2	3	28	13
O	5310-088-0551	GROUP 30-POWER UNIT HARNESS ASSEMBLIES, CONDENSER AIR INLET AND OUTLET DOOR INTERLOCK SWITCHES, AND CLAMPS		EA		3					29	1
X20		NUT, SELF-LOCKING MS21044N04 (96906)		EA		1					29	2
POR	6115-830-8316	COVER, TERMINAL BOARD 398-6 (94640)		EA		1	*	*	*	*	29	3
O	5310-167-0831	HARNESS ASSY 891444-1 (99193)		EA		7					29	4
O	5305-151-1378	WASHER, FLAT AN960-4L (88044)		EA		3					29	5
O	5310-167-0832	SCREW, MACHINE AN515-4R7 (88044)		EA		12					29	6
O	5310-081-8087	WASHER, FLAT AN960-6L (88044)		EA		6					29	7
		NUT, SELF-LOCKING MS21044N6 (96906)										

(1) SMR CODE	(2) FEDERAL STOCK NUMBER	(3) DESCRIPTION REFERENCE NUMBER & MFR CODE USABLE ON CODE		(4) UNIT OF ISSUE	(5) QTY INC IN UNIT PACK	(6) QTY INC IN UNIT	(7) 15 DAY ORGANIZATIONAL MAINTENANCE ALW				(8) ILLUSTRATION	
							(a)	(b)	(c)	(d)	(a)	(b)
							1-5	6-20	21-50	51-100	FIGURE NO.	ITEM NO.
O	5305-150-9504	SCREW, MACHINE AN515-6R8 (88044)		EA		5					29	8
O	5305-151-0387	SCREW, MACHINE AN500-A6-8 (88044)		EA		1					29	9
O	9505-603-4116	WIRE, LOCK MS20995C20 (96906)		SL		V					29	10
O	5310-877-5797	NUT, SELF-LOCKING MS21044N3 (96906)		EA		5					29	11
O	5310-167-0834	WASHER, FLAT AN960-10L (88044)		EA		9					29	12
PO	5340-990-9300	CLAMP, LOOP TA1718D6X (84971)		EA		6	*	2	4	7	29	13
O	5306-151-0788	BOLT, MACHINE AN3-4A (88044)		EA		8					29	14
O	5325-174-5317	GROMMET, RUBBER, SPLIT MS35489-4 (96906)		EA		2					29	15
O	5340-726-9819	CLAMP MS21919D3 (96906)		EA		2					29	16
PO	5930-883-6840	SWITCH ASSY 698014-1 (99193)		EA		1	*	*	2	2	29	17
X20		INSULATION, SLEEVE S9046-16-9-208 (99193)		EA		2					29	18
O	5340-779-3319	STRAP,CABLE MS17821-2-9 (96906)		EA		V					29	19
PO	5930-972-9213	SWITCH, USH-PULL 684-537-9004 (99193)		EA		1	*	*	2	2	29	20
O		WASHER, LOCK MS35338-41 (96906)		EA		2					29	21
PO		ROD, SWITCH EXTENSION 753-1 (99193)		EA		1	*	*	2	2	29	22

(1) SMR CODE	(2) FEDERAL STOCK NUMBER	(3) DESCRIPTION REFERENCE NUMBER & MFR CODE USABLE ON CODE		(4) UNIT OF ISSUE	(5) QTY INC IN UNIT PACK	(6) QTY INC IN UNIT	(7) 15 DAY ORGANIZATIONAL MAINTENANCE ALW				(8) ILLUSTRATION	
							(a)	(b)	(c)	(d)	(a)	(b)
							1-5	6-20	21-50	51-100	FIGURE NO.	ITEM NO.
		GROUP 31-+ENCLOSURE PANELS AND DOORS										
O	5306-180-1483	BOLT AN6-11A (88044)		EA		16					30	1
PO	6115-830-8294	BRACKET ASSY 697792-2 (99193)		EA		2	*	*	*	2	30	2
O	5310-950-0039	NUT MS21044N6 (96906)		EA		24					30	3
X20		PLATE 697793-1 (99193)		EA		8					30	4
O	5310-167-0837	WASHER AN960-616L (88044)		EA		16					30	5
O	5310-088-0553	NUT MS21044N5 (96906)		EA		40					30	6
X20		PAD 695119-3 (99193)		EA		4					30	7
X20		BRACKET 695116-1 (99193)		EA		4					30	8
O	5310-167-0836	WASHER AN960-516L (88044)		EA		40					30	9
O	5306-150-9102	BOLT AN5-7A (88044)		EA		33					30	10
O	5306-145-7036	BOLT AN5-10A (88044)		EA		8					30	11
X20		PAD 695119-2 (99193)		EA		4					30	12
X20		PANEL 694314-1 (99193)		EA		1					30	13
O	5306-274-2119	BOLT AN3-5A (88044)		EA		132					30	14

(1) SMR CODE	(2) FEDERAL STOCK NUMBER	(3) DESCRIPTION REFERENCE NUMBER & MFR CODE USABLE ON CODE		(4) UNIT OF ISSUE	(5) QTY INC IN UNIT PACK	(6) QTY INC IN UNIT	(7) 15 DAY ORGANIZATIONAL MAINTENANCE ALW				(8) ILLUSTRATION	
							(a)	(b)	(c)	(d)	(a)	(b)
							1-5	6-20	21-50	51-100	FIGURE NO.	ITEM NO.
O	5310-167-0834	WASHER AN960-10L (88044)		EA		184					30	15
X20		PANEL 694317-1 (99193)		EA		1					30	16
O	5306-151-0788	BOLT AN3-4A (88044)		EA		48					30	17
PO		STUD, FASTENER 5-0-440 (94222)		EA		2	*	*	2	2	30	18
PO	5310-822-8525	WASHER, SPLIT 85-34-101-20 (94222)		EA		98	2	2	4	7	30	19
X20		PANEL ASSEMBLY 891415-1 (99193)		EA		1					30	20
PO	5325-703-9354	STUD, FASTENER 5-0-380 (94222)		EA		20	*	2	2	4	30	21
PO	5325-432-9796	STUD, FASTENER 5-0-180 (94222)		EA		2	*	*	2	2	30	22
X20		STUD 682-539-9313 (99193)		EA		5					30	23
PO	5325-171-7145	STUD, FASTENER 5-0-320 (94222)		EA		26	2	2	4	8	30	24
X20		STUD 682-539-9363 (99193)		EA		12					30	25
X20		STUD 682-539-9304 (99193)		EA		2					30	26
PO	5325-097-9086	STUD, FASTENER 295100-7-700 (76530)		EA		8	*	2	2	2	30	27
X20		PANEL 891414-1 (99193)		EA		2					30	28
PO	6115-835-7888	RING ASSY 695267-1 (99193)		EA		1	*	*	*	2	30	29

(1) SMR CODE	(2) FEDERAL STOCK NUMBER	(3) DESCRIPTION REFERENCE NUMBER & MFR CODE USABLE ON CODE		(4) UNIT OF ISSUE	(5) QTY INC IN UNIT PACK	(6) QTY INC IN UNIT	(7) 15 DAY ORGANIZATIONAL MAINTENANCE ALW				(8) ILLUSTRATION	
							(a)	(b)	(c)	(d)	(a)	(b)
							1-5	6-20	21-50	51-100	FIGURE NO.	ITEM NO.
X20		STUD 682-539-9364 (99193)		EA		3					30	45
PO	5325-899-3265	STUD, FASTENER 5RA320 (94222)		EA		2	*	2	2	3	30	46
PO	6115-830-8249	SEAL ASSY 697930-1 (99193)		EA		8	*	2	2	2	30	47
PO	5340-886-5744	COUPLING, CLAMP MVT8902A1S1863V (98625)		EA		8	*	2	2	2	30	48
PO	6115-833-7763	COVER 698748-1 (99193)		EA		8	*	2	2	2	30	49
PO	6115-833-7787	BRACKET 697268-1 (99193)		EA		4	*	*	*	2	30	50
PO	6115-830-8269	BRACKET 697792-1 (99193)		EA		2	*	*	*	2	30	51
X20		DUCT ASSY 698586-1 (99193)		EA		1					30	52
X20		SCREEN ASSY 698591-1 (99193)		EA		1					30	53
X20		STUD 682-539-9368 (99193)		EA		4					30	54
PO	5325-933-7564	STUD FASTENER 2W180 (94222)		EA		20	2	2	4	8	30	55
PO	5310-845-5472	RETAINER 82-32-101-17 (94222)		EA		20	2	2	4	8	30	56
O	5310-877-5796	NUT MS21044N4 (96906)		EA		72					30	57
PO	6125-568-7798	STEP 575709 (19e20)		EA		4	*	*	*	2	30	58
O	5330-167-0835	WASHER A1960-416L (88&Y4)		EA		82					30	59

(1) SMR CODE	(2) FEDERAL STOCK NUMBER	(3) DESCRIPTION REFERENCE NUMBER & MFR CODE USABLE ON CODE		(4) UNIT OF ISSUE	(5) QTY INC IN UNIT PACK	(6) QTY INC IN UNIT	(7) 15 DAY ORGANIZATIONAL MAINTENANCE ALW				(8) ILLUSTRATION	
							(a)	(b)	(c)	(d)	(a)	(b)
							1-5	6-20	21-50	51-100	FIGURE NO.	ITEM NO.
O	5306-151-1424	BOLT, MACHINE AN4-10A (88044)		EA		8					30	60
PO	5310-104-5141	NUT 525-59-9001 (01885)		EA		4	*	*	*	2	30	61
PO	5340-055-8649	BOLT RING, TIE DOWN 145-527-9001 (99193)		EA		4	*	*	*	2	30	62
O	5306-180-1483	BOLT AN6-11A (88044)		EA		8					30	63
O	5310-167-0837	WASHER AN960-616L (88044)		EA		8					30	64
O	5306-151-1426	BOLT AN4-6A (88044)		EA		10					30	65
O	5306-151-1425	BOLT AN4-7A (88044)		EA		54					30	66
PO	5340-882-0715	MOUNT, SHOCK 891420-1 (99193)		EA		2	*	*	2	2	30	67
GROUP 32 - DATA PLATES AND LABELS												
X2O		PLATE, INSTRUCTION 695263-1 (99193)		EA		1					31	1
PO	6115-843-8668	DECAL, OPERATING INSTRUCTIONS 891474-1 (99193)		EA		1	*	*	2	2	31	2
X2O		LABEL, STOWABLE ITEMS 89799-1 (99193)3		EA		1					31	
PO	2835-865-6364	LABEL, OIL TANK 889420-2 (99193)		EA		1	*	*	*	2	31	4
X2O		DECAL, OIL FILL DOOR 6968740-1 (99193)		EA		1					31	5
PO	6115-843-8687	LABEL, WIRING 889471-1 (99193)		EA		1	*	*	*	2	31	6

(1) SMR CODE	(2) FEDERAL STOCK NUMBER	(3) DESCRIPTION REFERENCE NUMBER & MFR CODE USABLE ON CODE		(4) UNIT OF ISSUE	(5) QTY INC IN UNIT PACK	(6) QTY INC IN UNIT	(7) 15 DAY ORGANIZATIONAL MAINTENANCE ALW				(8) ILLUSTRATION	
							(a)	(b)	(c)	(d)	(a)	(b)
							1-5	6-20	21-50	51-100	FIGURE NO.	ITEM NO.
PO	6115-843-8729	LABEL, WIRING 889472-1 (99193)		EA		1	*	*	*	2	31	7
PO	6115-843-8723	LABEL, WIRING 889743-1 (99193)		EA		1	*	*	*	2	31	8
X2O		LABEL, STOWABLE ITEMS 891795-1 (99193)		EA		1					31	9
X2O		DECAL, REMOTE FAN 697012-1 (99193)		EA		1					31	10
X2O		DECAL, REMOTE FAN 697012-2 (99193)		EA		2					31	11
X2O		DECAL, REMOTE SENSOR 698744-1 (99193)		EA		1					31	12
PO	4130-863-8704	LABEL, REFRIGERANT 889420-1 (99193)		EA		6	*	2	2	4	31	13
X2O		DECAL, FUEL INLET 698741-1 (99193)		EA		1					31	14
X2O		LABEL, STOWABLE ITEMS 891798-1 (99193)		EA		1					31	15
X2O		LABEL, STOWABLE ITEMS 891797-1 (99193)		EA		1					31	16
X2O		LABEL, STOWABLE ITEMS 891796-1 (99193)		EA		1					31	17
		GROUP 33 - 60 Hz AND 400 Hz GENERATORS										
POT	6115-933-0586	GENERATOR, AC, 90KW, 400 HZ 28B94-15A (83298)		EA		1	*	2	2	2	32	1
X2O		WIRE ASSY 695604-7 (99193)		EA		2					32	2
PO	6115-843-8621	HARNESS ASSY 696212-2 (99193)		EA		1	*	*	*	2	32	3

(1) SMR CODE	(2) FEDERAL STOCK NUMBER	(3) DESCRIPTION REFERENCE NUMBER & MFR CODE USABLE ON CODE		(4) UNIT OF ISSUE	(5) QTY INC IN UNIT PACK	(6) QTY INC IN UNIT	(7) 15 DAY ORGANIZATIONAL MAINTENANCE ALW				(8) ILLUSTRATION	
							(a)	(b)	(c)	(d)	(a)	(b)
							1-5	6-20	21-50	51-100	FIGURE NO.	ITEM NO.
X2O		WIRE ASSY 695604-6 (99193)		EA		2					32	4
X2O		WIRE ASSY 695604-5 (99193)		EA		2					32	5
PO	5340-882-0549	CLAMP U88(C)-1125-SH (94581)		EA		1	*	*	2	2	32	6
PO	6115-843-8796	CHAMBER ASSY 695607-3 (99193)		EA		1	*	*	2	2	32	7
O	5806-274-2119	BOLT AN3-5A (88044)		EA		4					32	8
O	5310-167-0834	WASHER AN960-10L (88044)		EA		8					32	9
O	5310-208-9255	NUT MS21044C3 (96906)		EA		4					32	10
O	5310-982-4908	NUT MS21045-6 (96906)		EA		24					32	11
PO	5340-042-8636	CLAMP U88(C)-950-SH (94581)		EA		1	*	*	2	2	32	12
X2O		WIRE ASSY 695604-10 (99193)		EA		1					32	13
POT	6115-933-0585	GENERATOR, 10KW, 60 HZ 51B8-3A (83298)		EA		1	*	2	2	2	32	14
X2O		WIRE ASSY 695604-8 (99193)		EA		1					32	15
X2O		WIRE ASSY 695604-9 (99193)		EA		1					32	16
O	5305-144-3819	GROUP 34 - UPPER RACK ASSEMBLY SCREW, MACHINE AN520-10R8 (88044)		EA		52					33	1

(1) SMR CODE	(2) FEDERAL STOCK NUMBER	(3) DESCRIPTION REFERENCE NUMBER & MFR CODE USABLE ON CODE		(4) UNIT OF ISSUE	(5) QTY INC IN UNIT PACK	(6) QTY INC IN UNIT	(7) 15 DAY ORGANIZATIONAL MAINTENANCE ALW				(8) ILLUSTRATION	
							(a)	(b)	(c)	(d)	(a)	(b)
							1-5	6-20	21-50	51-100	FIGURE NO.	ITEM NO.
O	5310-227-1944	WASHER, TOOTHLOCK AN936-B10 (88044)		EA		52					33	2
O	5310-167-0834	WASHER, FLAT AN960-10L (88044)		EA		52					33	3
PO	5445-883-6735	RELAY ARMATURE A87LB (74063)		EA		1	*	*	*	2	33	4
PO	5950-167-0834	TRANSFORMER, 400 CYCLE 694207-2 (99193)		EA		3	*	2	2	2	33	5
POT	6110-933-0583	PANEL, PROTECTIVE 694209-2 (99193)		EA		1	*	2	3	7	33	6
PO	5945-080-6382	PANEL, RELAY 695612-3 (99193)		EA		1	*	*	2	2	33	7
PO	5945-080-6371	RELAY ASSY 695612-1 (99193)		EA		1	*	*	2	2	33	8
POT	6110-010-0305	PANEL, PROTECTIVE 694210-2 (99193)		EA		1	*	2	3	7	33	9
O	5310-811-3494	NUT, SELF-LOCKING MS21044N08 (96906)		EA		4					33	10
O	5310-596-7693	WASHER, TOOTHLOCK AN936B8 (88044)		EA		28					33	11
O	5310-167-0833	WASHER, FLAT AN960-8L (88044)		EA		30					33	12
POT	6110-420-4315	VOLTAGE REGULATOR, 60 HZ 20B123-1 (83298)		EA		1	*	*	2	2	33	13
O		SCREW, MACHINE AN515-8R-10 (88044)		EA		16					33	14
POT	6110-934-7943	REGULATOR, VOLTAGE 400 HZ 20B100-2 (83298)		EA		1	*	*	2	2	33	15
X2O		COVER, TERMINAL BOARD 398-16 (94640)		EA		1					33	16

(1) SMR CODE	(2) FEDERAL STOCK NUMBER	(3) DESCRIPTION REFERENCE NUMBER & MFR CODE USABLE ON CODE		(4) UNIT OF ISSUE	(5) QTY INC IN UNIT PACK	(6) QTY INC IN UNIT	(7) 15 DAY ORGANIZATIONAL MAINTENANCE ALW				(8) ILLUSTRATION	
							(a)	(b)	(c)	(d)	(a)	(b)
							1-5	6-20	21-50	51-100	FIGURE NO.	ITEM NO.
O	5310-616-2312	NUT, ELECTRICAL MS20341-10A (96906)		EA		23					33	17
O		WASHER, LOCK MS35338-100 (96906)		EA		23					33	18
O	5310-246-1390	WASHER, FLAT AN961-10 (88044)		EA		23					33	19
O	5940-559-7653	LINK, TERMINAL MS25226-4-2 (96906)		EA		3					33	20
POR	6115-854-4491	WIRE HARNESS ASSY 891442-1 (99193)		EA		1	*	*	*	2	33	21
O	5310-088-0551	NUT, SELF-LOCKING MS21044N04 (96906)		EA		7					33	22
O	5310-167-0815	WASHER, FLAT AN960-4 (88044)		EA		7					33	23
O	5305-151-1379	SCREW, MACHINE AN515-4R8 (88044)		EA		7					33	24
O	6625-684-8095	SHUNT, METER MS91586-1 (96906)		EA		1					33	25
O		SCREW, MACHINE AN515-8R12 (88044)		EA		2					33	26
PO	5945-080-3802	RELAY ARMATURE BA104WC (74063)		EA		1	*	*	2	2	33	27
PO	6150-567-1429	LINK, TERMINAL 695615-2 (99193)		EA		3	*	*	*	2	33	28
PO	5925-798-5228	RELAY, TERMINAL D7236-2-150 (82647)		EA		3	*	2	2	2	33	29
PO	6150-567-1424	LINK, TERMINAL 695615-1 (99193)		EA		2	*	*	*	2	33	30
PO	6150-715-3485	LINK, TERMINAL 695615-4 (99193)		EA		2	*	*	*	2	33	31

(1) SMR CODE	(2) FEDERAL STOCK NUMBER	(3) DESCRIPTION REFERENCE NUMBER & MFR CODE USABLE ON CODE		(4) UNIT OF ISSUE	(5) QTY INC IN UNIT PACK	(6) QTY INC IN UNIT	(7) 15 DAY ORGANIZATIONAL MAINTENANCE ALW				(8) ILLUSTRATION	
							(a)	(b)	(c)	(d)	(a)	(b)
							1-5	6-20	21-50	51-100	FIGURE NO.	ITEM NO.
PO	6150-567-1432	LINK, TERMINAL 695615-3 (99193)		EA		6	*	*	*	2	33	32
PO	5130-933-0587	CHARGER, ASSY, BATTERY 695614-1 (99193)		EA		1	*	*	*	2	33	33
O	5306-151-1426	BOLT, MACHINE AN4-6A (88044)		EA		4					33	34
O	5310-209-0786	WASHER, TOOTHLOCK AN936-B416 (88044)		EA		4					33	35
O	5310-167-0835	WASHER, FLAT AN960-416L (8804)		EA		4					33	36
PO	5945-958-9266	RELAY, ARMATURE C10 (74063)		EA		2			2	2	33	37
X2O		COVER, TERMINAL BOARD 398-10 (94640)		EA		1					33	38
O	5940-557-7656	LINK, TERMINAL MS25226-4-3 (96906)		EA		1					33	39
X2O		PANEL ASSY UPPER 695905-1 (99193)		EA		1					33	40
O	5310-811-3494	NUT, SELF-LOCKING MS21044N08 (96906)		EA		8					33	41
GROUP 35 - INSTRUMENT PANEL ASSEMBLY												
PCR	6115-871-6657	HARNESS ASSY 891440-1 (99193)		EA		1	*	*	*	2	34	1
O	5310-590-3194	NUT, SELF-LOCKING MS20364-832 (96906)		EA		4					34	2
O	5310-558-6207	WASHER, FLAT AN960C8L (88044)		EA		8					34	3
O	5310-275-2003	NUT, SELF-LOCKING MS20364-632 (96906)		EA		29					34	4

(1) SMR CODE	(2) FEDERAL STOCK NUMBER	(3) DESCRIPTION REFERENCE NUMBER & MFR CODE USABLE ON CODE		(4) UNIT OF ISSUE	(5) QTY INC IN UNIT PACK	(6) QTY INC IN UNIT	(7) 15 DAY ORGANIZATIONAL MAINTENANCE ALW				(8) ILLUSTRATION	
							(a)	(b)	(c)	(d)	(a)	(b)
							1-5	6-20	21-50	51-100	FIGURE NO.	ITEM NO.
O	5310-638-9857	WASHER, FLAT AN960C6L (88044)		EA		37					34	5
PO	5930-552-8366	SWITCH, ROTARY P66A (82121)		EA		1	*	*	*	2	34	6
PO	4920-861-5618	LIGHT ASSY PNL 473504 (72619)		EA		4	*	2	3	5	34	7
PO	5330-876-1126	GASKET, METER 756960-001 (65092)		EA		7	*	2	2	2	34	8
PO	6625-668-9518	VOLTMETER, 60 HZ MR36W300ACVVR (07688)		EA		1	*	*	2	2	34	9
PO	5310-883-2943	WASHER, FLAT S8157N82-016(99193)		EA		34	*	2	2	3	34	10
O	5305-150-9506	SCREW, MACHINE AB515B6R12(88044)		EA		18					34	11
O	6240-09-00878	LAMP, INCANDESCENT MS15569-7 (96906)		EA		4					34	12
PO	6625-869-3147	AMMETER, AC, 60 HZ 694205-2 (99193)		EA		1	*	*	2	2	34	13
O	5310-167-0834	WASHER AN960-10L (88044)		EA		8					34	14
O	5310-227-1944	WASHER, TOOTHLOCK AN936-B10 (88044)		EA		8					34	15
O	5325-185-0120	GROMMET, RUBBER MS35489-35 (96906)		EA		2					34	16
O	5355-538-7331	KNOB, POINTER MS25166-1 (96906)		EA		6					34	17
PO	6625-688-9747	VOLTMETER, 400HZ MR36W150AFVVR (07688)		EA		1	*	*	2	2	34	18
PO	6625-264-8026	METER, FREQUENCY, 60 HZ 31FHXX (31356)		EA		1	*	*	2	2	34	19

(1) SMR CODE	(2) FEDERAL STOCK NUMBER	(3) DESCRIPTION REFERENCE NUMBER & MFR CODE USABLE ON CODE		(4) UNIT OF ISSUE	(5) QTY INC IN UNIT PACK	(6) QTY INC IN UNIT	(7) 15 DAY ORGANIZATIONAL MAINTENANCE ALW				(8) ILLUSTRATION	
							(a)	(b)	(c)	(d)	(a)	(b)
							1-5	6-20	21-50	51-100	FIGURE NO.	ITEM NO.
O	5305-150-9503	SCREW, MACHINE AN515B6 (88044)		EA		3					34	20
PO	6625-869-3145	AMMETER, AC, 400HZ 694204-2 (99193)		EA		1	*	*	2	2	34	21
PO	6625-869-3146	METER, FREQUENCY, 400HZ 694208-2 (99193)		EA		1	*	*	2	2	34	22
O	5305-150-9507	SCREW, MACHINE AN515B6R14 (88044)		EA		4					34	23
O	5305-054-6670	SCREW, MACHINE AN515CR8 (88044)		EA		4					34	24
O	5305-282-4232	SCREW, MACHINE AN515C6R7 (88044)		EA		8					34	25
PO	T	AMMETER, DC, 30-0 + 30 AMPS MR36W3T3DCAAR (07688)		EA		1	*	*	2	2	34	26
O	5330-054-8714	PACKING S8057AP-167 (99193)		EA		1					34	27
PO	6685-957-3808	INDICATOR, EXHAUST TEMP 371788 (99193)		EA		1	*	*	2	2	34	28
X2O	2835-692-4400	BRACKET ASSY 370330 (99193)		EA		1					34	29
O	5930-660-3954	SWITCH, TOGGLE MS24525-23 (96906)		EA		1					34	30
O	5930-044-3548	SWITCH, TOGGLE MS25201-8 (96906)		EA		1					34	31
O	6210-926-6905	LIGHT, PANEL MS25041-6-327 (96906)		EA		1					34	32
PO	5930-782-6148	SWITCH, TOGGLE 695594-1 (99193)		EA		5	*	*	2	2	34	33
PO	5930-883-0111	SWITCH, ROTARY R68A (82121)		EA		1	*	*	*	2	34	34

(1) SMR CODE	(2) FEDERAL STOCK NUMBER	(3) DESCRIPTION REFERENCE NUMBER & MFR CODE USABLE ON CODE		(4) UNIT OF ISSUE	(5) QTY INC IN UNIT PACK	(6) QTY INC IN UNIT	(7) 15 DAY ORGANIZATIONAL MAINTENANCE ALW				(8) ILLUSTRATION	
							(a)	(b)	(c)	(d)	(a)	(b)
							1-5	6-20	21-50	51-100	FIGURE NO.	ITEM NO.
PO	5930-539-7013	BOOT, DUST N1030B (97539)		EA		10	*	*	2	2	34	35
O	5930-617-9718	GUARD, SWITCH MS25224-3 (96906)		EA		1					34	36
O	5305-150-9501	SCREW, MACHINE AN515B6R5 (88044)		EA		6					34	37
PO	5975-817-3425	BOOT, PUSH BUTTON 3050B (9539)		EA		3	*	*	2	2	34	38
PO	5925-655-3449	CIRCUIT BREAKER, 5 AMP D6760-4-5 (8267)		EA		1	*	*	*	2	34	39
O	5935-173-7155	CIRCUIT BREAKER MS25017-10 (96906)		EA		1					34	40
O	5925-271-8824	CIRCUIT BREAKER MS25017-15 (96906)		EA		1					34	41
O	6202-900-6744	LIGHT, PANEL MS25041-7-327 (96906)		EA		1					34	42
O	5930-501-4955	SWITCH, PUSH BUTTON MS35089-3CR (96906)		EA		1					34	43
PO	5930-832-3269	BOOT, DUST M3030B (97539)		EA		2	*	*	*	2	34	44
PO	5925-835-4431	CIRCUIT BREAKER D67-1-10 (73803)		2		2					34	45
PO	5930-857-4442	RELAY, SWITCH 5EF18 (91929)		EA		1	*	*	*	2	34	46
O	5930-681-4727	SWITCH, TOGGLE MS24523-21 (96906)		EA		1					34	47
PO	5925-915-8190	CIRCUIT BREAKER, 5 AMP SM333-5 (74193)		EA		1	*	*	*	2	34	48
PO	5930-761-5808	SEAL, SHAFT, ROTARY N9030-1-4 (97539)		EA		6	*	*	2	2	34	49

(1) SMR CODE	(2) FEDERAL STOCK NUMBER	(3) DESCRIPTION REFERENCE NUMBER & MFR CODE USABLE ON CODE		(4) UNIT OF ISSUE	(5) QTY INC IN UNIT PACK	(6) QTY INC IN UNIT	(7) 15 DAY ORGANIZATIONAL MAINTENANCE ALW				(8) ILLUSTRATION	
							(a)	(b)	(c)	(d)	(a)	(b)
							1-5	6-20	21-50	51-100	FIGURE NO.	ITEM NO.
PO	5925-904-2964	CIRCUIT BREAKER, 3 AMP SM333-3 (74193)		EA		1	*	*	*	2	34	50
O	5930-856-3369	SWITCH, TOGGLE MS24523-23 (96906)		EA		1					34	51
PO	5930-848-3945	SWITCH, ROTARY 695591-1 (99193)		EA		3	*	*	2	2	34	52
X2O		PANEL ASSY 694305-2 (99193)		EA		1					34	53
PO	5930-848-3944	SWITCH, ASSY 695593-1(99193)		EA		1	*	*	2	2	34	54
X2O		BRACKET, RELAY 891452-1 (99193)		EA		1					34	55
PO		RELAY 303646-12 (99193)		EA		2	*	*	2	2	34	56
O	5310-982-6813	NUT, SELF LOCKING MS21044C06 (96906)		EA		4					34	57
O	5310-531-9514	WASHER, FLAT AN960C6 (88044)		EA		8					34	58
O	5305-637-5432	SCREW, MACHINE AN515C6R6 (88044)		EA		4					34	59
		GROUP 36 - TEMPERATURE CONTROL PANEL ASSEMBLY										
PO	5930-782-6149	SWITCH ASSY, TEMPERATURE CONTROL 697795-2 (99193)		EA		2	*	*	2	2	35	1
PO	4920-861-5618	LIGHT ASSY, PANEL 473504 (72619)		EA		1	*	2	3	5	35	2
O	6240-019-0878	LAMP, INCANDESCENT MS15569-7 (96906)		EA		1					35	3
O	5310-616-6822	WASHER, FLAT NAS620-6L (80205)		EA		16					35	4

(1) SMR CODE	(2) FEDERAL STOCK NUMBER	(3) DESCRIPTION REFERENCE NUMBER & MFR CODE USABLE ON CODE		(4) UNIT OF ISSUE	(5) QTY INC IN UNIT PACK	(6) QTY INC IN UNIT	(7) 15 DAY ORGANIZATIONAL MAINTENANCE ALW				(8) ILLUSTRATION	
							(a)	(b)	(c)	(d)	(a)	(b)
							1-5	6-20	21-50	51-100	FIGURE NO.	ITEM NO.
O	5305-150-9504	SCREW AN515B6-8 (88044)		EA		16					35	5
X2O		HARNESS ASSY 889115-1 (99193)		EA		1					35	6
O	5355-538-7331	KNOB, POINTER MS25166-1 (96906)		EA		6					35	7
PO	5930-848-3944	SWITCH ASSY 695593-1 (99193)		EA		2	*	*	2	2	35	8
PO	5930-782-6149	SWITCH ASSY, TEMPERATURE CONTROL 697795-1 (99193)		EA		2	*	*	2	2	35	9
GROUP 37 - CONDITIONED AIR SYSTEM CIRCUIT BREAKER AND CONTROL PANEL ASSEMBLY												
O	5305-819-7078	SCREW AN520-10R-8 (88044)		EA		36					36	1
O	5310-167-0834	WASHER, FLAT AN960-10L (88044)		EA		38					36	2
O	5310-596-7691	WASHER, TOOTHLOCK AN936-R10 (88044)		EA		38					36	3
X2O		CLAMP 211-501-9017 (99193)		EA		2					36	4
PO	5945-884-1396	RELAY ARMATURE BA104WA (74063)		EA		3	*	*	2	2	36	5
PO	6150-567-1433	LINK, TERMINAL 695615-7 (99193)		EA		2	*	*	2	2	36	6
PO	5925-620-2926	RELAY, TERMINAL D7235-2-125 (82647)		EA		3	*	*	2	2	36	7
PO	6510-567-1438	LINK, TERMINAL 695615-6 (99193)		EA		3	*	*	2	2	36	8
O	5305-144-3820	SCREW AN520-10R10 (88044)		EA		2	*	*	2	2	36	9

(1) SMR CODE	(2) FEDERAL STOCK NUMBER	(3) DESCRIPTION REFERENCE NUMBER & MFR CODE USABLE ON CODE		(4) UNIT OF ISSUE	(5) QTY INC IN UNIT PACK	(6) QTY INC IN UNIT	(7) 15 DAY ORGANIZATIONAL MAINTENANCE ALW				(8) ILLUSTRATION	
							(a)	(b)	(c)	(d)	(a)	(b)
							1-5	6-20	21-50	51-100	FIGURE NO.	ITEM NO.
X2O		CLAMP		EA		2					36	10
PO	5945-884-1398	211-501-9022 (99193) RELAY ARMATURE		EA		4	*	2	2	2	36	11
O	5305-206-0552	B138DHA (74063) SCREW		EA		30					36	12
O	5310-167-0832	AN515-6R8 (88044) WASHER, FLAT		EA		66					36	13
O	5310-209-1366	AN960-6L (88044) WASHER, TOOTHLOCK		EA		8					36	14
POT	5945-883-6837	AN936-B6 (88044) RELAY TIME DELAY		EA		1	*	*	2	3	36	15
POR	6115-854-4495	696211-1 (99193) HARNESS ASSY		EA		1	*	*	*	*	36	16
PO	5945-884-1397	695618-1 (99193) RELAY ARMATURE		EA		1	*	*	*	2	36	17
POT	5945-883-6839	R138BHA (74063) RELAY, TIME DELAY		EA		1	*	*	2	3	36	18
X2O		696211-2 (99193) COVER, TERMINAL BOARD		EA		1					36	19
PO	4920-861-5618	399-8 (94640) LIGHT PANEL		EA		1	*	2	3	5	36	20
PO	5925-561-7328	473504 (72619) CIRCUIT BREAKER, AIR CONDITIONING CONTROL		EA		2	*	2	2	2	36	21
O	6240-019-0878	MP944A (76374) LAMP		EA		1					36	22
PO	5925-785-2675	MS15569-7 (96906) CIRCUIT BREAKER		EA		2	*	2	2	3	36	23
O	5305-151-1233	379868-1 (99193) SCREW		EA		8					36	24
		AN515-6R12 (88044)										

(1) SMR CODE	(2) FEDERAL STOCK NUMBER	(3) DESCRIPTION REFERENCE NUMBER & MFR CODE USABLE ON CODE		(4) UNIT OF ISSUE	(5) QTY INC IN UNIT PACK	(6) QTY INC IN UNIT	(7) 15 DAY ORGANIZATIONAL MAINTENANCE ALW				(8) ILLUSTRATION	
							(a)	(b)	(c)	(d)	(a)	(b)
							1-5	6-20	21-50	51-100	FIGURE NO.	ITEM NO.
O	5305-151-1228	SCREW AN515-6R5 (88044)		EA		28					36	25
O	5310-616-6822	WASHER, FLAT NAS620-6L (80205)		EA		28					36	26
O	5925-851-2848	CIRCUIT BREAKER MS21984-20 (96906)		EA		2					36	27
PO	1450-972-7835	METER, TIME 375018-3 (99193)		EA		2	*	*	2	2	36	28
O	5925-851-2849	CIRCUIT BREAKER MS21984-50 (96906)		EA		2					36	29
O	5940-950-7781	TERMINAL BOARD MS27212-5-8 (96906)		EA		1					36	30
O	5310-018-8087	NUT MS21044N06 (96906)		EA		25					36	31
O	5940-623-7229	LINK, TERMINAL MS25226-8-2 (96906)		EA		8					36	32
O	5310-167-0821	WASHER, FLAT AN960-616 (88044)		EA		8					36	33
O	5310-167-0672	WASHER, LOCK AN935-616L (88044)		EA		8					36	34
O	5310-582-8444	NUT AN345-616 (88044)		EA		8					36	35
POR	6115-866-4411	HARNESS ASSY 696213-2 (99193)		EA		1	*	*	*	2	36	36
POR	6115-866-4354	HARNESS ASSY 697011-1 (99193)		EA		1	*	*	*	2	36	37
O	5310-088-0551	NUT MS21044N04 (96906)		EA		8					36	38
O	5310-167-0831	WASHER, FLAT AN960-4L (88044)		EA		16					36	39

(1) SMR CODE	(2) FEDERAL STOCK NUMBER	(3) DESCRIPTION REFERENCE NUMBER & MFR CODE USABLE ON CODE		(4) UNIT OF ISSUE	(5) QTY INC IN UNIT PACK	(6) QTY INC IN UNIT	(7) 15 DAY ORGANIZATIONAL MAINTENANCE ALW				(8) ILLUSTRATION	
							(a)	(b)	(c)	(d)	(a)	(b)
							1-5	6-20	21-50	51-100	FIGURE NO.	ITEM NO.
POR	6115-854-4498	HARNESS ASSY 696213-1 (99193)				1	*	*	*	2	36	40
POR	6115-843-7896	HARNESS ASSY 695619-1 (99193)				1	*	*	*	2	36	41
POR	6115-859-2359	HARNESS ASSY 695924-1 (99193)				1	*	*	*	2	36	42
POR	6115-843-804	HARNESS ASSY 698009-1 (99193)				1	*	*	*	2	36	43
O	5305-151-1379	SCREW AN515-4R8 (88044)				8					36	44
O	5310-877-5797	NUT, SELF-LOCKING MS21044N3 (96906)				10					36	45
O	5310-596-7691	WASHER, TOOTHLOCK MS35335-32 (96906)		EA		20					36	46
O	5305-151-0387	SCREW AN500-A6-8 (88044)		EA		1					36	47
X20		PANEL ASSY, AIR CONDITIONING 695903-1 (99193)		EA		1					36	48
POR	6115-843-7627	HARNESS ASSY 696880-1 (99193)		EA		1	*	*	*	*	36	49
X20		BRACKET ASSY 695904-1 (99193)		EA		1					36	50
O	5306-151-0786	BOLT, MACHINE AN3-6A (88044)		EA		2					36	51
O	5306-274-2119	BOLT, MACHINE AN3-5A (88044)		EA		8					36	52
GROUP 38-STOWABLE ITEMS												
PO	4130-863-8636	DUCT, AIR CONDITIONED 697941-4 (99193)		EA		8	2	2	4	8	37	1
PO	4130-863-8986	CABLE, REMOTE SENSING 698597-1 (99193)		EA		1	*	2	2	3	37	2

(1) SMR CODE	(2) FEDERAL STOCK NUMBER	(3) DESCRIPTION REFERENCE NUMBER & MFR CODE USABLE ON CODE		(4) UNIT OF ISSUE	(5) QTY INC IN UNIT PACK	(6) QTY INC IN UNIT	(7) 15 DAY ORGANIZATIONAL MAINTENANCE ALW				(8) ILLUSTRATION	
							(a)	(b)	(c)	(d)	(a)	(b)
							1-5	6-20	21-50	51-100	FIGURE NO.	ITEM NO.
PO		HOSE ASSY, HEATER 889140-2 (99193)		EA		1	*	*	2	2	37	3
PO	3010-861-8090	COUPLING ASSY 697942-1 (99193)		EA		4	*	2	3	5	37	4
PO	2835-854-4799	FILTER ASSY 889709-1 (99193)		EA		1	*	*	*	2	37	5
PO	6115-859-2352	CABLE ASSY, PWR, REMOTE START JUMPER 694215-1 (99193)		EA		1	*	*	*	2	37	6
PO	2835-859-3132	EJECTOR ASSY, AIR 694472-1 (99193)		EA		1	*	*	*	2	37	7
PO	6115-843-8612	CABLE, POWER 694214-1 (99193)		EA		1	*	*	*	2	37	8
O		HOSE ASSY, VACUUM 697191-2 (99193)		EA		1					37	9
PO	6115-871-6709	CABLE ASSY, PWR, REMOTE START CONTROL 694216-1 (99193)		EA		1	*	*	2	2	37	10
X20	5975-023-5043	MANIFOLD 889433-1 (99193)		EA		1					37	11
PO	2835-843-7750	HOSE ASSY, BLEED AIR 697943-2 (99193)		EA		1	*	*	*	2	37	12
PO	5410-863-8595	CABLE, PWR, 60 CYCLE MAIN 697125-1 (99193)		EA		1	*	*	2	2	37	13
PO	5410-863-8594	CABLE, PWR, 400 CYCLE MAIN 697124 -1(99193)		EA		1	*	*	2	2	37	14
PO	6115-689-5658	HOSE ASSY, HEATER 697193-5 (99193)		EA		1	*	*	2	2	37	15
POR	6115-859-2346	CABLE ASSY, REMOTE POWER, 400 CYCLES 697017-1 (99193)		EA		1	*	2	2	2	37	16

(1) SMR CODE	(2) FEDERAL STOCK NUMBER	(3) DESCRIPTION REFERENCE NUMBER & MFR CODE USABLE ON CODE		(4) UNIT OF ISSUE	(5) QTY INC IN UNIT PACK	(6) QTY INC IN UNIT	(7) 15 DAY ORGANIZATIONAL MAINTENANCE ALW				(8) ILLUSTRATION	
							(a)	(b)	(c)	(d)	(a)	(b)
							1-5	6-20	21-50	51-100	FIGURE NO.	ITEM NO.
		GROUP 39-RECEPTACLE PANEL ASSEMBLY										
O	5310-811-3494	NUT, SELF LOCKING MS21044 NO 8 (96906)		EA		14					38	1
O	5310-616-6822	WASHER, FLAT MAS620-6L (80205)		EA		36					38	2
O	5310-167-0867	WASHER, TOOTHLOCK AN936 B6 (88044)		EA		8					38	3
PO	5910-882-0556	CAPACITOR 545613 (07688)		EA		5	*	*	2	2	38	4
PO	5925-079-5951	CIRCUIT BREAKER MP603A (76374)		EA		1	*	*	*	2	38	5
PO	5975-817-3425	BOOT, DUST 3050B (97539)		EA		7	*	*	*	2	38	6
X20		CIRCUIT BREAKER 210-506-9005 (99193)		EA		2					38	7
O	5940-623-7229	LINK, TERMINAL MS25226-8-2 (96906)		EA		8					38	8
X20		LIGHT, ASSY, PNL 473504 (72619)		EA		1					38	9
O	6240-019-0878	LAMP, INCANDESCENT MS15569-7 (96906)		EA		1					38	10
X20		GUARD 694203-1 (99193)		EA		2					38	11
O	5305-150-9504	SCREW AN515-6R-8 (88044)		EA		14					38	12
O	5310-627-6128	WASHER, TOOTHLOCK AN936-616 (88044)		EA		6					38	13
PO	5940-775-6086	BOLT, GROUND 698015-1 (99193)		EA		1	*	*	*	2	38	14

(1) SMR CODE	(2) FEDERAL STOCK NUMBER	(3) DESCRIPTION REFERENCE NUMBER & MFR CODE USABLE ON CODE		(4) UNIT OF ISSUE	(5) QTY INC IN UNIT PACK	(6) QTY INC IN UNIT	(7) 15 DAY ORGANIZATIONAL MAINTENANCE ALW				(8) ILLUSTRATION	
							(a)	(b)	(c)	(d)	(a)	(b)
							1-5	6-20	21-50	51-100	FIGURE NO.	ITEM NO.
O	5305-144-3953	SCREW AN507-632R-10 (88044)		EA		4					38	15
PO	5975-581-0768	COVER DS70G (15235)		EA		2	*	2	2	2	38	16
O	5305-151-1233	SCREW AN515-6R-12 (88044)		EA		8					38	17
PO	5935-390-0021	CONNECTOR, RECEPTACLE 697445-7 (99193)		EA		1	*	*	2	2	38	18
PO	5935-818-5725	COVER, ELEC CONNECTOR 10-101960-18-3 (77820)		EA		2	*	*	*	2	38	19
O	5305-151-1232	SCREW AN515-6R-10 (88044)		EA		12					38	20
O	5310-616-3648	WASHER, FLAT MAN620-4L (80205)		EA		12					38	21
O	5305-151-1379	SCREW, MACHINE AN515-4R-8 (88044)		EA		2					38	22
O	5305-151-2079	SCREW AN507-440R-7 (88044)		EA		8					38	23
PO	5330-807-4773	GASKET, BOX CONNECTOR, ELEC 10-101949-18 (77820)		EA		2	*	*	*	2	38	24
POR	6115-854-4492	WIRE HARNESS ASSY 697262-1 (99193)		EA		1	*	*	*	2	38	25
O	5310-616-3554	WASHER, TOOTHLOCK AN936-B4 (88044)		EA		8					38	26
O	5310-088-0551	NUT, SELF LOCKING MS21044-N04 (96906)		EA		10					38	27
PO	5935-105-2360	CONNECTOR, RECEPTACLE 697445-15 (99193)		EA		1	*	*	2	2	38	28
O		TERMINAL BOARD MS27212-5-3 (96906)		EA		1					38	29

(1) SMR CODE	(2) FEDERAL STOCK NUMBER	(3) DESCRIPTION REFERENCE NUMBER & MFR CODE USABLE ON CODE		(4) UNIT OF ISSUE	(5) QTY INC IN UNIT PACK	(6) QTY INC IN UNIT	(7) 15 DAY ORGANIZATIONAL MAINTENANCE ALW				(8) ILLUSTRATION	
							(a)	(b)	(c)	(d)	(a)	(b)
							1-5	6-20	21-50	51-100	FIGURE NO.	ITEM NO.
O	5310-167-0837	WASHER, FLAT AN960-616L (88044)		EA		8					38	30
O	5310-576-0548	WASHER, LOCK MS35337-103 (96906)		EA		3					38	31
O	5310-021-9708	NUT, HEX MS25082-6 (96906)		EA		5					38	32
O	5310-685-2632	NUT, HEX MS35691-612 (96906)		EA		2					38	33
O	5310-167-0821	WASHER, FLAT AN960-616 (88044)		EA		2					38	34
PO	5910-081-8800	CAPACITOR 545610 (07688)		EA		5	*	2	2	2	38	35
O	5310-877-5797	NUT, SELF LOCKING MS21044N-3 (96906)		EA		29					38	36
O	5310-680-7296	WASHER, FLAT MAS620-10L (80205)		EA		58					38	37
O	5310-227-1944	WASHER, TOOTHLOCK AN936R10 (88044)		EA		76					38	38
PO	5910-883-0103	CAPACITOR 545619 (07688)		EA		4	*	2	2	2	38	39
O	5306-274-2119	BOLT AN3-5A (88044)		EA		13					38	40
PO	6115-830-8317	BRACKET 889418-2 (99193)		EA		2	*	*	*	2	38	41
PO	5935-863-9088	GASKET 697272-1 (99193)		EA		4	*	2	2	3	38	42
O	5345-144-3823	SCREW AN520-10R-16 (88044)		EA		16					38	43
POR	6115-854-4496	WIRE HARNESS ASSY 695928-1 (99193)		EA		1	*	*	*	2	38	44

(1) SMR CODE	(2) FEDERAL STOCK NUMBER	(3) DESCRIPTION REFERENCE NUMBER & MFR CODE USABLE ON CODE		(4) UNIT OF ISSUE	(5) QTY INC IN UNIT PACK	(6) QTY INC IN UNIT	(7) 15 DAY ORGANIZATIONAL MAINTENANCE ALW				(8) ILLUSTRATION	
							(a)	(b)	(c)	(d)	(a)	(b)
							1-5	6-20	21-50	51-100	FIGURE NO.	ITEM NO.
X30		WIRE HARNESS ASSY		EA		1					38	45
O	5310-754-1686	695933-1 (99193) WASHER, FLAT		EA		8					38	46
O		NAS620-416L (80502) BOLT		EA		4					38	47
PO	5940-500-8712	AN4-9A (88044) TERMINAL STUD, GROUNDING		EA		1	*	2	2	2	38	48
POR	6115-866-4409	695639 -1 (99193) WIRE HARNESS ASSY		EA		1	*	*	*	2	38	49
PO	5910-883-0104	695930-1 (99193) CAPACITOR		EA		2	*	*	2	2	38	50
O	5310-877-5796	545622 (07688) NUT, SELF LOCKING		EA		4					38	51
PO	6115-830-8319	MS21044-N4 (96906) BRACKET		EA		2	*	*	*	2	38	52
X20		889418-1 (99193) CIRCUIT BREAKER		EA		1					38	53
O	5925-271-8824	210-506-9001 (99193) CIRCUIT BREAKER		EA		2					38	54
POR	6115-859-2379	MS25017-15 (96906) WIRE HARNESS ASSY		EA		1	*	*	*	2	38	55
O	5310-596-7693	695932-1 (99193) WASHER, TOOTHLOCK		EA		8					38	56
O	5310-834-7420	AN936B8 (88044) WASHER, FLAT		EA		8					38	57
O	5305-144-3723	NAS620-8L (80205) SCREW		EA		4					38	58
X20		AN515-8R-14 (88044) WIRE HARNESS ASSY		EA		1					38	59
		697123-2 (99193)										

(1) SMR CODE	(2) FEDERAL STOCK NUMBER	(3) DESCRIPTION REFERENCE NUMBER & MFR CODE USABLE ON CODE		(4) UNIT OF ISSUE	(5) QTY INC IN UNIT PACK	(6) QTY INC IN UNIT	(7) 15 DAY ORGANIZATIONAL MAINTENANCE ALW				(8) ILLUSTRATION	
							(a)	(b)	(c)	(d)	(a)	(b)
							1-5	6-20	21-50	51-100	FIGURE NO.	ITEM NO.
POR	6115-871-6656	WIRE HARNESS ASSY 695929-1 (99193)		EA		1	*	*	*	2	38	60
X20		PANEL, RECEPTACLE 694313-1 (99193)		EA		1					38	61
POR	6115-876-7719	WIRE HARNESS ASSY 695931-1 (99193)		EA		1	*	*	*	2	38	62
O	5310-811-3494	NUT, SELF LOCKING MS21044-N0-8 (96906)		EA		4					38	63
		GROUP 40-VACUUM SYSTEM										
O	5310-167-0834	WASHER AN960-10L (88044)		EA		16					39	1
O	5306-274-2119	BOLT AN3-5A (88044)		EA		12					39	2
X20		GASKET 891423-35 (99193)		EA		1					39	3
X20		TUBE 891423-13 (99193)		EA		1					39	4
O	5310-061-7326	NUT, SELF-LOCKING MS21045-3 (96906)		EA		6					39	5
X20		GASKET 891423-33 (99193)		EA		1					39	6
X20		FLA ME 891423-21 (99193)		EA		1					39	7
O	4730-908-1292	CLAMP MS35842-14 (96906)		EA		2					39	8
X20		HOSE ASSY 700630-3.00-80-06 (70628)		EA		1					39	9
PO		VACUUM EDUCTOR ASSY 891422-1 (99193)		EA		1	*	*	*	*	39	10

(1) SMR CODE	(2) FEDERAL STOCK NUMBER	(3) DESCRIPTION REFERENCE NUMBER & MFR CODE USABLE ON CODE		(4) UNIT OF ISSUE	(5) QTY INC IN UNIT PACK	(6) QTY INC IN UNIT	(7) 15 DAY ORGANIZATIONAL MAINTENANCE ALW				(8) ILLUSTRATION	
							(a)	(b)	(c)	(d)	(a)	(b)
							1-5	6-20	21-50	51-100	FIGURE NO.	ITEM NO.
PO		TUBE ASSY		EA		1	*	*	*	2	39	11
X20		891431-1 (99193)		EA		1					39	12
O	5306-151-0786	HOSE ASSY		EA		2					39	13
X20		M666101-12-0:47 (70128)		EA		1					39	14
O	5310-877-5797	BOLT		EA		2					39	15
O	4730-908-6294	AN3-6A (88044)		EA		1					39	16
X20		BRACKET ASSY		EA		1					39	17
O	5310-282-7833	889102-1 (99193)		EA		1					39	18
X20		NUT, SELF-LOCKING		EA		1					39	19
O	4730-186-9492	MS21044N3 (96906)		EA		1					39	20
O	5310-167-0836	CLAMP		EA		2					39	21
O	5310-167-8948	MS35842-16 (96906)		EA		2					39	22
O	5305-990-0375	NIPPLE, PIPE		EA		1					39	23
X20		1 x 1 1/2 (99193)		EA		1					39	24
		NUT		EA		1					39	24
		AN924-12D (88044)		EA		1					39	24
		VALVE		EA		1					39	24
		A44MT1.00 (01029)		EA		1					39	24
		ADAPTER		EA		1					39	24
		AN816-16D (88044)		EA		2					39	24
		WASHER		EA		2					39	24
		AN960-516L (88044)		EA		2					39	24
		LOCKWASHER		EA		2					39	24
		MS35337-45 (96906)		EA		1					39	24
		SCREW		EA		1					39	24
		AN501-516-8 (88044)		EA		1					39	24
		NIPPLE AND CAP ASSY		EA		1					39	24
		697448-1 (99193)										

(1) SMR CODE	(2) FEDERAL STOCK NUMBER	(3) DESCRIPTION REFERENCE NUMBER & MFR CODE USABLE ON CODE		(4) UNIT OF ISSUE	(5) QTY INC IN UNIT PACK	(6) QTY INC IN UNIT	(7) 15 DAY ORGANIZATIONAL MAINTENANCE ALW				(8) ILLUSTRATION	
							(a)	(b)	(c)	(d)	(a)	(b)
							1-5	6-20	21-50	51-100	FIGURE NO.	ITEM NO.
		GROUP 41 - COMPRESSED AIR SYSTEM										
PO	2835-854-4769	HOSE ASSY 616015-16D-0240 (98625)		EA		1	*	*	*	2	40	1
PO	5330-346-2667	GASKET, METAL 17189-150C (98625)		EA		1	*	*	*	2	40	2
PO	5340-562-4453	CLAMP, COUPLING, GROOVED 24502-150 (98625)		EA		1	*	*	*	2	40	3
PO	4730-885-9802	TEE ASSY 697639-1 (99193)		EA		1	*	*	*	2	40	4
PO	2835-854-4768	HOSE ASSY 616015-16D-0320 (98625)		EA		1	*	*	*	2	40	5
O	4730-186-9492	ADAPTER AN816-16D (88044)		EA		1					40	6
O		TEE AN917D8 (88044)		EA		1					40	7
PO	4730-044-0365	CLOSE NIPPLE 1 "NPTx1.5CRES (99193)		EA		2	*	*	*	2	40	8
PO	2835-854-4676	VALVE, BALL 1A44MT (01029)		EA		1	*	*	*	2	40	9
O	4730-187-1396	ELBOW, PIPE AN916-8D (88044)		EA		1					40	10
O	5305-990-0375	SCREW AN501-516-8 (88044)		EA		2					40	11
O	5310-167-8948	WASHER, FLAT MS35337-45 (96906)		EA		2					40	12
O	5310-167-0836	WASHER, FLAT AN960-516L (88044)		EA		2					40	13
PO	4730-883-7775	COUPLING, HALF 6602-004 (91561)		EA		1	*	*	*	2	40	14

(1) SMR CODE	(2) FEDERAL STOCK NUMBER	(3) DESCRIPTION REFERENCE NUMBER & MFR CODE USABLE ON CODE		(4) UNIT OF ISSUE	(5) QTY INC IN UNIT PACK	(6) QTY INC IN UNIT	(7) 15 DAY ORGANIZATIONAL MAINTENANCE ALW				(8) ILLUSTRATION	
							(a)	(b)	(c)	(d)	(a)	(b)
							1-5	6-20	21-50	51-100	FIGURE NO.	ITEM NO.
PO	4710-018-6739	TUBE ASSY 697703-1 (99193)		EA		1	*	*	*	2	40	15
O	5310-282-7835	NUT AN924-8D (88014)		EA		2					40	16
O	4730-277-6439	UNION AN832D (88044)		EA		1					40	17
PO	4810-993-3946	SOLENOID VALVE 697783-1 (99193)		EA		1	*	*	2	2	40	18
PO	4710-018-6740	TUBE ASSY 697704-1 (99193)		EA		1	*	*	*	2	40	19
O	4730-722-5975	REDUCER TUBE AN894-D16-8 (88044)		EA		1					40	20
O		PACKING MS9068-123 (96906)		EA		1					40	21
PO	2835-843-7749	NUT, BHD, SPL 697588-5 (99193)		EA		2	*	*	*	2	40	22
O	5340-183-4356	SPACER AN960PD2116 (88044)		EA		1					40	23
O	4730-277-5034	TEE AN834-16D (88044)		EA		1					40	24
PO	2835-843-7672	TUBE ASSY 698019-1 (99193)		EA		1	*	*	*	2	40	25
O	5325-637-8054	GROMMET, RUBBER MS35489-53 (96906)		EA		1					40	26
O	4730-186-9832	UNION AN815-16D (88044)		EA		1					40	27
PO	2835-843-7691	TUBE ASSY 891407-1 (99193)		EA		1	*	*	*	2	40	28
O	4730-908-6292	CLAMP, HOSE MS35842-14 (96906)		EA		4					40	29

(1) SMR CODE	(2) FEDERAL STOCK NUMBER	(3) DESCRIPTION REFERENCE NUMBER & MFR CODE USABLE ON CODE		(4) UNIT OF ISSUE	(5) QTY INC IN UNIT PACK	(6) QTY INC IN UNIT	(7) 15 DAY ORGANIZATIONAL MAINTENANCE ALW				(8) ILLUSTRATION	
							(a)	(b)	(c)	(d)	(a)	(b)
							1-5	6-20	21-50	51-100	FIGURE NO.	ITEM NO.
PO	2835-854-4468	HOSE, AIR CLEANER 698732-1 (99193)		EA		1	*	*	*	2	40	30
X2O		TUBE ASSY, METAL 6985961 (99193)		EA		1					40	31
O	5306-274-2119	BOLT AN3-5A (88044)		EA		8					40	32
X2O		TUBE ASSY, METAL 698595-1 (99193)		EA		1					40	33
O	5310-167-0834	WASHER, FLAT AN960-10L (88044)		EA		16					40	34
O	5310-877-5797	NUT, SELF-LOCKING MS21044N3 (96906)		EA		16					40	35
PO	2835-865-6335	HOSE, AIR CLEANER 698732-2 (99193)		EA		1	*	*	*	2	40	36
PO	2835-815-2843	TUBE ASSY, VENTURI 698594-1 (99193)		EA		1	*	*	*	2	40	37
PO	5340-882-7719	CLAMP V BEND 55000-300S3ZT (98625)		EA		1	*	*	*	2	40	38
X2O		TUBE ASSY 891466-1 (99193)		EA		1					40	39
O	5306-722-0393	BOLT AN3-4A (88044)		EA		8					40	40
		GROUP 42 - HEAT SYSTEM FLOW CONTROL VALVES										
PO	5340-582-3677	COUPLING CLAMP 24502-200 (98625)		EA		4	*	2	3	6	41	1
PO	5330-331-9572	GASKET, METAL 24096-200C (98625)		EA		4	2	4	7	15	41	2
POT	4810-993-3933	VALVE, SHUTOFF 398170-1 (99193)		EA		2	*	2	2	2	41	3

(1) SMR CODE	(2) FEDERAL STOCK NUMBER	(3) DESCRIPTION REFERENCE NUMBER & MFR CODE USABLE ON CODE		(4) UNIT OF ISSUE	(5) QTY INC IN UNIT PACK	(6) QTY INC IN UNIT	(7) 15 DAY ORGANIZATIONAL MAINTENANCE ALW				(8) ILLUSTRATION	
							(a)	(b)	(c)	(d)	(a)	(b)
							1-5	6-20	21-50	51-100	FIGURE NO.	ITEM NO.
O	5306-682-5605	BOLT NAS1004-8A (80205)		EA		6					41	4
PO	4130-863-8550	SHIELD, HEAT 694987-1 (99193)		EA		1	*	2	4	8	41	5
O		WASHER NAS1587-4L (80205)		EA		6					41	6
O	5310-298-2747	NUT 20500-428 (96906)		EA		6					41	7
		GROUP 43 - CONDENSER FANS, RECIRCULATING AIR FANS AND FIRE EXTINGUISHER										
PO	4130-863-8737	FILTER, AIR A30706 (21583)		EA		4	*	2	4	7	42	1
O	5310-877-5796	NUT, SELF-LOCKING MS21044N4 (96906)		EA		16					42	2
O	5310-550-3502	WASHER, FLAT AN960-416 (88044)		EA		38					42	3
POR	4130-832-9009	FAN, AXIAL 695890-3 (70210)		EA		4	*	2	4	8	42	4
X2O		PLATE ASSY, MOUNTING 695014-1 (99193)		EA		4					42	5
O	5306-151-1424	BOLT AN4-10A (88044)		EA		8					42	6
O	5306-151-1417	BOLT AN4-17A (88044)		EA		16					42	7
O	5310-167-0835	WASHER AN960-416L (88044)		EA		16					42	8
PO	5310-883-2914	SPACER SLV 69501-1 (99193)		EA		16	*	2	2	3	42	9
O		SCREW AN515-8R8 (88044)		EA		32					42	10

(1) SMR CODE	(2) FEDERAL STOCK NUMBER	(3) DESCRIPTION REFERENCE NUMBER & MFR CODE USABLE ON CODE		(4) UNIT OF ISSUE	(5) QTY INC IN UNIT PACK	(6) QTY INC IN UNIT	(7) 15 DAY ORGANIZATIONAL MAINTENANCE ALW				(8) ILLUSTRATION	
							(a)	(b)	(c)	(d)	(a)	(b)
							1-5	6-20	21-50	51-100	FIGURE NO.	ITEM NO.
O	5310-515-8058	WASHER AN960-8 (88044)		EA		64					42	11
PO	5340-883-2919	MOUNT, RESILIENT 156PD16 (76005)		EA		16	*	2	2	4	42	12
PO	5310-167-0893	WASHER 791-507-9006 (99193)		EA		16	*	2	2	2	42	13
O	5310-811-3494	NUT, SELF LOCKING MS21044N08 (96906)		EA		32					42	14
PO	4210-012-2507	EXTINGUISHER, FIRE CK21/2 MERRIMACK (03670)		EA		1	*	2	2	2	42	15
POR	4130-933-0570	FAN, TUBE AXIAL 605370-1 (70210)		EA		4	*	2	4	8	42	16
O	5306-151-1425	BOLT AN4-7A (88044)		EA		6					42	17
O	5306-150-9221	BOLT, MACHINE AN3-3A (88044)		EA		16					42	18
O	5310-167-0834	WASHER AN960-10L (88044)		EA		36					42	19
X2O		SHROUD ASSY, FAN 697740-1 (99193)		EA		1					42	20
O	5310-167-0834	WASHER AN960-10L (88044)		EA		16					42	21
O	5306-282-3927	BOLT AN101010 (88044)		EA		36					42	22
PO	4710-927-4128	GROUP 44 - WATER SYSTEM PLUMBING, VALVES, AND HOT AND COLD WATER PUMPS TUBE ASSY 695586-1 (99193)		EA		1	*	*	*	2	43	1
O		NIPPLE AN816-10-12C (88044)		EA		2					43	2

(1) SMR CODE	(2) FEDERAL STOCK NUMBER	(3) DESCRIPTION REFERENCE NUMBER & MFR CODE USABLE ON CODE		(4) UNIT OF ISSUE	(5) QTY INC IN UNIT PACK	(6) QTY INC IN UNIT	(7) 15 DAY ORGANIZATIONAL MAINTENANCE ALW				(8) ILLUSTRATION	
							(a)	(b)	(c)	(d)	(a)	(b)
							1-5	6-20	21-50	51-100	FIGURE NO.	ITEM NO.
PO	4820-998-7239	VALVE NFLX6-75 (71342)		EA		1	*	*	*	2	43	3
PO	4710-927-4128	TUBE ASY 695574-1 (99193)		EA		1	*	*	*	2	43	4
O	4730-203-4895	NIPPLE AN815-10C (88044)		EA		1					43	5
O	5330-263-8032	PACKING MS29512-10 (96906)		EA		5					43	6
O		UNION AN832-10C (88044)		EA		1					43	7
O	4730-282-7822	NUT, PLAIN AN924-10 (88044)		EA		1					43	8
O		TEE AN938-10C (88044)		EA		1					43	9
O	4730-618-6765	REDUCER AN919-15C (88044)		EA		2					43	10
PO	4710-927-4143	TUBE ASSY 695585-1 (99193)		EA		1		*	*	2	43	11
PO	4710-927-4142	TUBE ASSY 695584-1 (99193)		EA		1	*	*	*	2	43	12
O	4730-720-0128	ELBOW, TUBE AN837-8C (88044)		EA		2					43	13
O	5310-656-0096	NUT, PLAIN, HEX AN924-8C (88044)		EA		14					43	14
PO	5640-881-9302	INSULATION S9087B3D28 (99193)		EA		2	*	*	2	2	43	15
PO	4710-927-4140	TUBE ASSY 695583-1 (99193)		EA		2	*	*	*	2	43	16
O	5310-059-9263	NUT, SELF-LOCKING MS21046C3 (96906)		EA		4					43	17

(1) SMR CODE	(2) FEDERAL STOCK NUMBER	(3) DESCRIPTION REFERENCE NUMBER & MFR CODE USABLE ON CODE		(4) UNIT OF ISSUE	(5) QTY INC IN UNIT PACK	(6) QTY INC IN UNIT	(7) 15 DAY ORGANIZATIONAL MAINTENANCE ALW				(8) ILLUSTRATION	
							(a)	(b)	(c)	(d)	(a)	(b)
							1-5	6-20	21-50	51-100	FIGURE NO.	ITEM NO.
O		WASHER, FLAT AN960-10L (88044)		EA		12					43	18
O	5340-298-9477	CLAMP, LOOP AN742-10 (88044)		EA		2					43	19
O	5306-715-0566	BOLT, MACHINE AN3-5 (88044)		EA		2					43	20
X2O		BRACKET S8808A2-3 (99193)		EA		2					43	21
PO		SWITCH, PRESSURE 1238 (98505)		EA		1	*	*	2	2	43	22
PO		SWITCH, PRESSURE 1239 (98505)		EA		1	*	*	2	2	43	23
O	4730-595-3875	NIPPLE, PIPE AN911-1C (88044)		EA		1					43	24
PO		TUBE ASSY 891461-1 (99193)		EA		1	*	*	*	2	43	25
O	4730-585-6561	ADAPTER AN816-6-8C (88044)		EA		1					43	26
X2O		VALVE, GATE 2139-1/2 (37239)		EA		1					43	27
O	4730-287-0946	NIPPLE, PIPE AN911-4 (88044)		EA		2					43	28
O	4730-585-6552	ELBOW, PIPE A916-4C (8804)		EA		1					43	29
PO	4520-889-5387	PIPE, STAND 695588-1 (99193)		EA		1	*	*	*	2	43	30
PO	4520-866-4361	TANK, HOT WATER 695590-1 (99193)		EA		1	*	*	*	2	43	31
PO	5930-726-9564	SWITCH, THERMO TNR160AF (70040)		EA		1	*	*	2	2	43	32

(1) SMR CODE	(2) FEDERAL STOCK NUMBER	(3) DESCRIPTION REFERENCE NUMBER & MFR CODE USABLE ON CODE		(4) UNIT OF ISSUE	(5) QTY INC IN UNIT PACK	(6) QTY INC IN UNIT	(7) 15 DAY ORGANIZATIONAL MAINTENANCE ALW				(8) ILLUSTRATION	
							(a)	(b)	(c)	(d)	(a)	(b)
							1-5	6-20	21-50	51-100	FIGURE NO.	ITEM NO.
PO	4710-927-4125	TUBE ASSY 695571-1 (99193)		EA		1	*	*	*	2	43	33
O	5330-263-8033	PACKING MS29512-12 (96906)		EA		1					43	34
O	4730-684-7243	REDUCER AN893-16C (88044)		EA		1					43	35
O	5330-263-0831	PACKING MS29512-08 (96906)		EA		4					43	36
O	4730-720-0982	ELBOW, TUBE AN833-8C (88044)		EA		3					43	37
PO	4820-869-5174	VALVE 697261-1 (99193)		EA		2	*	*	*	2	43	38
PO	4710-927-4136	TUBE ASSY 695579-1 (99193)		EA		1	*	*	*	2	43	39
PO	4710-927-4133	TUBE ASSY 695578-1 (99193)		EA		2	*	*	*	2	43	40
PO	4710-927-4137	TUBE ASSY 695580-1 (99193)		EA		1	*	*	*	2	43	41
PO	4710-927-4139	TUBE ASSY 695582-1 (99193)		EA		1	*	*	*	2	43	42
O	5325-276-6098	GROMMET, RUBBER MS35490-66 (96906)		EA		1					43	43
PO		TUBE ASSY 891462-1 (99193)		EA		1	*	*	*	2	43	44
O		WASHER AN960-416L (88044)		EA		6					43	45
O		BOLT AN4-7 (88044)		EA		6					43	46
PO	4710-927-4119	TUBE ASSY 695564-1 (99193)		EA		1	*	*	*	2	43	47

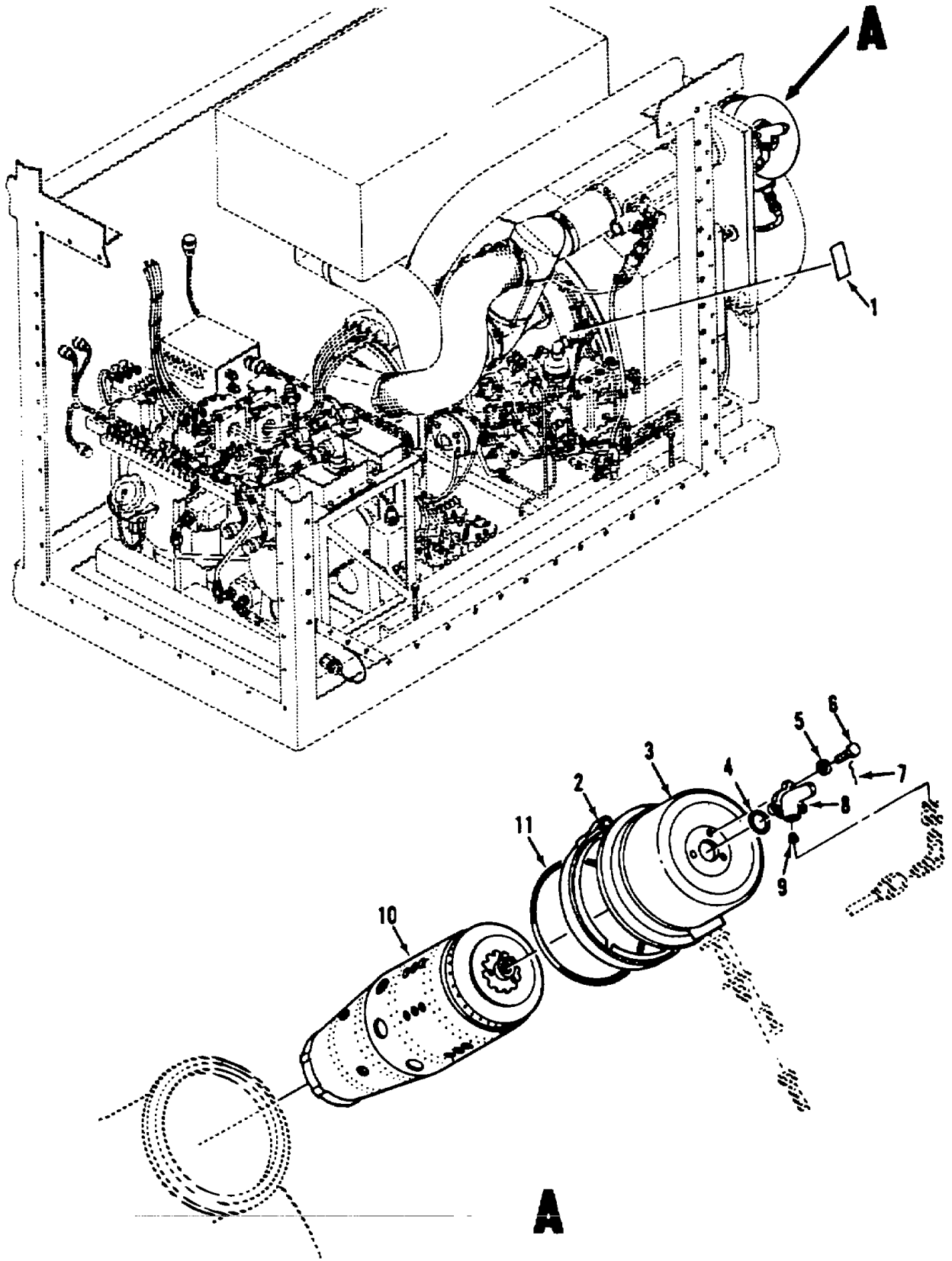
(1) SMR CODE	(2) FEDERAL STOCK NUMBER	(3) DESCRIPTION REFERENCE NUMBER & MFR CODE USABLE ON CODE		(4) UNIT OF ISSUE	(5) QTY INC IN UNIT PACK	(6) QTY INC IN UNIT	(7) 15 DAY ORGANIZATIONAL MAINTENANCE ALW				(8) ILLUSTRATION	
							(a)	(b)	(c)	(d)	(a)	(b)
							1-5	6-20	21-50	51-100	FIGURE NO.	ITEM NO.
PO	4710-927-4138	TUBE ASSY 695581-1 (99193)		EA		1	4	*	*	2	43	48
PO	4710-927-4124	TUBE ASSY 695568-1 (99193)		EA		1	*	*	*	2	43	49
O	4730-278-9464	TEE, TUBE AN824-8C (88044)		EA		3					43	50
PO	4710-927-4148	TUBE ASSY 695587-1 (99193)		EA		1	*	*	*	2	43	51
O	4730-203-2662	NUT, TUBE AN815-8C (88044)		EA		1					43	52
O	4730-585-2816	ADAPTER AN816-12C (88044)		EA		1					43	53
PO	4730-722-2366	CLAMP QS200M104S (08484)		EA		2	*	*	*	2	43	54
PO	4710-927-4127	TUBE ASSY 695573-1 (99193)		EA		1	*	*	*	2	43	55
PO	4820-998-7239	VALVE NFLX6-75 (71342)		EA		1	*	*	*	2	43	56
PO	4710-927-4129	TUBE ASSY 695575-1 (99193)		EA		1	*	*	*	2	43	57
PO	4710-927-4132	TUBE ASSY 695576-1 (99193)		EA		1	*	*	*	2	43	58
O	4730-698-4034	ADAPTER AN832-8C (88044)		EA		2					43	59
PO	4520-866-4372	TANK, SURGE 695589-1 (99193)		EA		1	*	*	*	2	43	60
O	4730-204-3492	CAP ASSY, TUBE AN929-4C (88044)		EA		1					43	61
O	4730-698-4035	ADAPTER AN816-4C (88044)		EA		1					43	62

(1) SMR CODE	(2) FEDERAL STOCK NUMBER	(3) DESCRIPTION REFERENCE NUMBER & MFR CODE USABLE ON CODE		(4) UNIT OF ISSUE	(5) QTY INC IN UNIT PACK	(6) QTY INC IN UNIT	(7) 15 DAY ORGANIZATIONAL MAINTENANCE ALW				(8) ILLUSTRATION	
							(a)	(b)	(c)	(d)	(a)	(b)
							1-5	6-20	21-50	51-100	FIGURE NO.	ITEM NO.
O	4730-720-2037	CROSS, PIPE AN918-1C (88044)		EA		1					43	63
PO	4820-869-3137	VALVE 697261-2 (99193)		EA		1	*	*	*	2	43	64
PO	4710-927-4116	TUBE ASSY 695561-1 (99193)		EA		1	*	*	*	2	43	65
O	4730-720-0982	ELBOW, TUBE AN833-16C (88044)		EA		1					43	66
PO	4710-927-4112	TUBE ASSY 695560-1 (99193)		EA		1	*	*	*	2	43	67
O	5310-559-0638	NUT, PLAIN AN924-16C (88044)		EA		2					43	68
O	5330-263-8034	PACKING M29512-16 (96906)		EA		1					43	69
POT	2835-934-7901	PUMP, CENTRIFUGAL COLD WATER 695935-1 (99193)		EA		1	*	2	2	3	43	70
O	4730-555-1860	REDUCER, TUBE AN919-19C (88044)		EA		1					43	71
O	5310-045-3296	WASHER, LOCK AN935-10 (88044)		EA		4					43	72
O	5306-144-3646	BOLT, MACHINE AN3-4 (88044)		EA		4					43	73
PO	4710-927-4117	TUBE ASSY 695562-1 (99193)		EA		1	*	*	*	2	43	74
POT	2835-934-7891	PUMP, CENTRIFUGAL HOT WATER 695936-1 (99193)			1	*	2	2	2	43	75	
PO	4710-927-4123	TUBE ASSY 695566-1 (99193)		EA		1	*	*	*	2	43	76
PO	4710-927-4126	TUBE ASSY 695572-1 (99193)		EA		1	*	*	*	2	43	77

(1) SMR CODE	(2) FEDERAL STOCK NUMBER	(3) DESCRIPTION REFERENCE NUMBER & MFR CODE USABLE ON CODE		(4) UNIT OF ISSUE	(5) QTY INC IN UNIT PACK	(6) QTY INC IN UNIT	(7) 15 DAY ORGANIZATIONAL MAINTENANCE ALW				(8) ILLUSTRATION	
							(a)	(b)	(c)	(d)	(a)	(b)
							1-5	6-20	21-50	51-100	FIGURE NO.	ITEM NO.
O	5310-995-3511	NUT, SELF-LOCKING	MS21044H08 (96906)	EA		3					43	78
PO	4710-927-4118	TUBE ASSY	695563-1 (99193)	EA		1	*	*	*	2	43	79
PO	4710-927-4149	TUBE ASSY	697794-1 (99193)	EA		1	*	*	*	2	43	80
PO	4710-927-4120	TUBE ASSY	695565-1 (99193)	EA		2	*	*	*	2	43	81
PO	4820-871-0861	VALVE	697260-1 (99193)	EA		2	*	*	*	2	3	82
PO	4730-998-7237	COUPLING, HALF	6606-005 (91561)	EA		1	*	*	2	2	43	83
PO	4730-998-7238	COUPLING, HALF	6507-020 (91561)	EA		1	*	*	2	2	43	84
O		NUT	AN924-4 (88044)	EA		8					43	85
		WASHER	AN960-10L (88044)	EA		8					43	86
O		BOLT	AN3-5 (88044)	EA		8					43	87
O	4730-815-7970	CAP ASSY, TUBE	A-N929-8C (88044)	EA		3					43	88
O	47-30203-2661	NUT, TUBE	AN818-6D (88044)	EA		1					43	89
O	4730-277-6836	UNION	AN832-6D (88044)	EA		1					43	90
O	5310-638-2605	NUT, PLAIN HEX	AN924-6D (88044)	EA		1					43	91
		GROUP 45 - HOT WATER TANK AND HEATER SYSTEM FLOW CONTROL VALVE										
X20		SEAL, STRIP	JM147-17A (75165)	FT		V					44	1

(1) SMR CODE	(2) FEDERAL STOCK NUMBER	(3) DESCRIPTION REFERENCE NUMBER & MFR CODE USABLE ON CODE		(4) UNIT OF ISSUE	(5) QTY INC IN UNIT PACK	(6) QTY INC IN UNIT	(7) 15 DAY ORGANIZATIONAL MAINTENANCE ALW				(8) ILLUSTRATION	
							(a)	(b)	(c)	(d)	(a)	(b)
							1-5	6-20	21-50	51-100	FIGURE NO.	ITEM NO.
O	4730-908-6294	CLAMP	MS35842-16 (96906)	EA						44	2	
O	5306-908-8846	BOLT	NAS1003-2A (80205)	EA		12				44	3	
O		WASHER	NAS1587-3L (80205)	EA		24				44	4	
POR	2835-863-8465	EXHAUST ASSY, WATER HEATER	695601-1 (99193)	EA		1	*	*	*	*	44	5
PO	5330-876-1158	GASKET	695637-1 (99193)	EA		1	*	2	2	2	44	6
O	4730-908-6295	CLAMP, HOSE	MS35842-17 (96906)	EA		1					44	7
PO	4130-832-9008	EXCHANGER, HEAT	184280-1 (70210)	EA		1	*	*	2	2	44	8
PO	5340-042-8709	COUPLING CLAMP	56148-400 (98625)	EA		2	*	*	*	2	44	9
O	4730-278-3242	UNION	AN815-4 (88044)	EA		1					44	10
POT	4810-995-1138	VALVE	397188-1 (99193)	EA		1	*	*	2	2	44	11
O	5306-680-6425	BOLT, MACHINE	NAS1003-5A (80205)	EA		12					44	12
PO	4130-863-8556	SUPPORT ASSY	695600-1 (99193)	EA		1	*	2	2	3	44	13
PO	2835-859-2668	GASKET, SPLIT RING	694218-1 (99193)	EA		2	*	*	2	2	44	14
PO	2835-854-7374	GASKET	695104-2 (99193)	EA		1	*	*	2	2	44	15
O	2835-854-4384	GASKET	695104-1 (99193)	EA		1	*	*	*	*	44	16
PO	2835-854-4384	BLANKET, INSULATION	695921-1 (99193)	EA		1	*	*	*	2	44	17

(1) SMR CODE	(2) FEDERAL STOCK NUMBER	(3) DESCRIPTION REFERENCE NUMBER & MFR CODE USABLE ON CODE		(4) UNIT OF ISSUE	(5) QTY INC IN UNIT PACK	(6) QTY INC IN UNIT	(7) 15 DAY ORGANIZATIONAL MAINTENANCE ALW				(8) ILLUSTRATION	
							(a)	(b)	(c)	(d)	(a)	(b)
							1-5	6-20	21-50	51-100	FIGURE NO.	ITEM NO.
		SECTION IV. SPECIAL TOOLS LIST GROUP 46 - SPECIAL TOOLS										
O	4920-778-6091	ANALYZER, ENGINE GAS TURBINE 281069-1 (99193)		EA	1						45	1
O		CABLE, SPECIAL PURPOSE, ELECTRICAL BRANCHED 284692-1 (99193)		EA	1						45	2
O	5120-668-6122	SCREWDRIVER AND WRENCH ASSY 280353 (99193)		EA	1						45	3



ME 6115-434-20P/1

Figure 1. Combustion Cap, Combustion Liner, and Fuel Atomizer Assembly

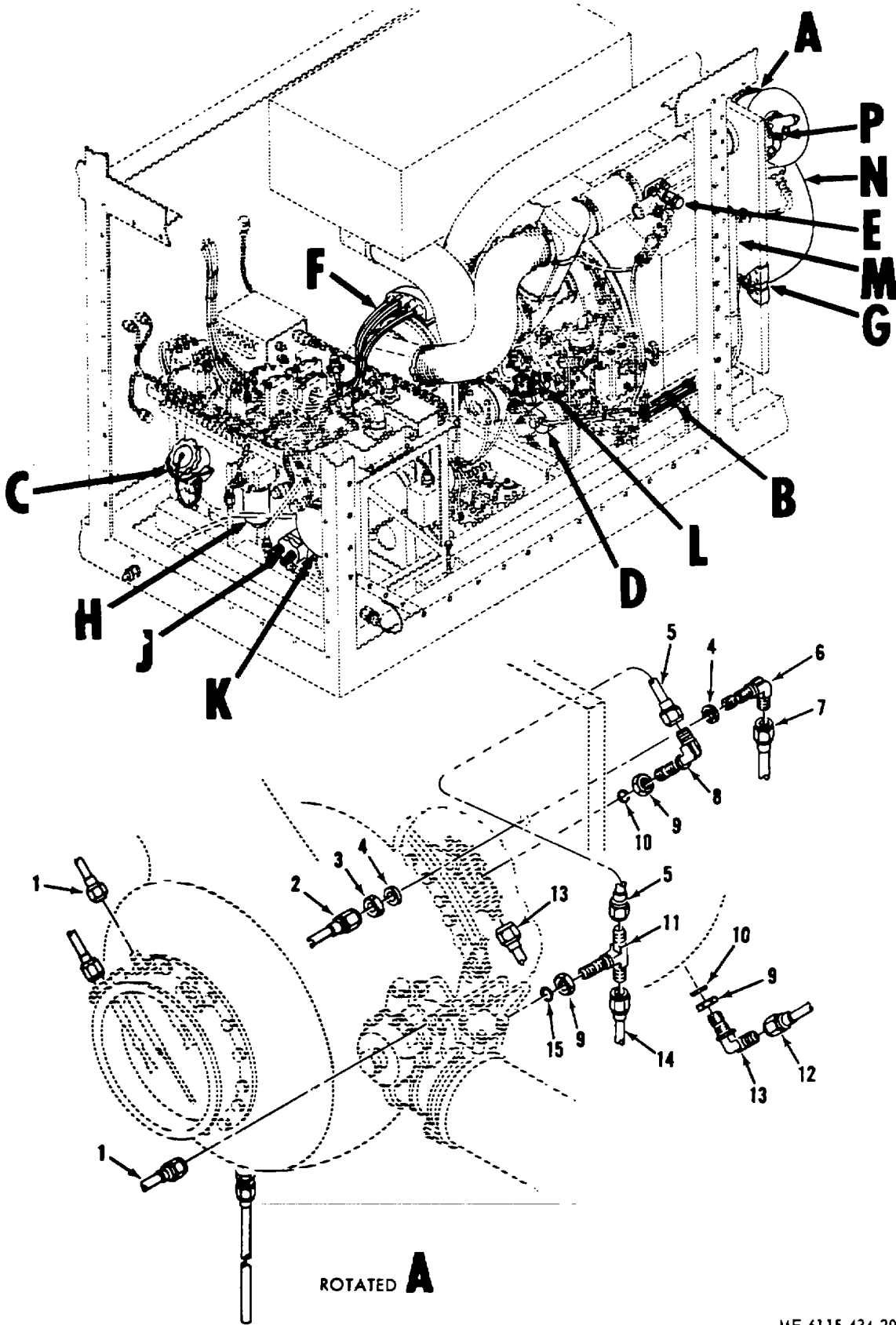
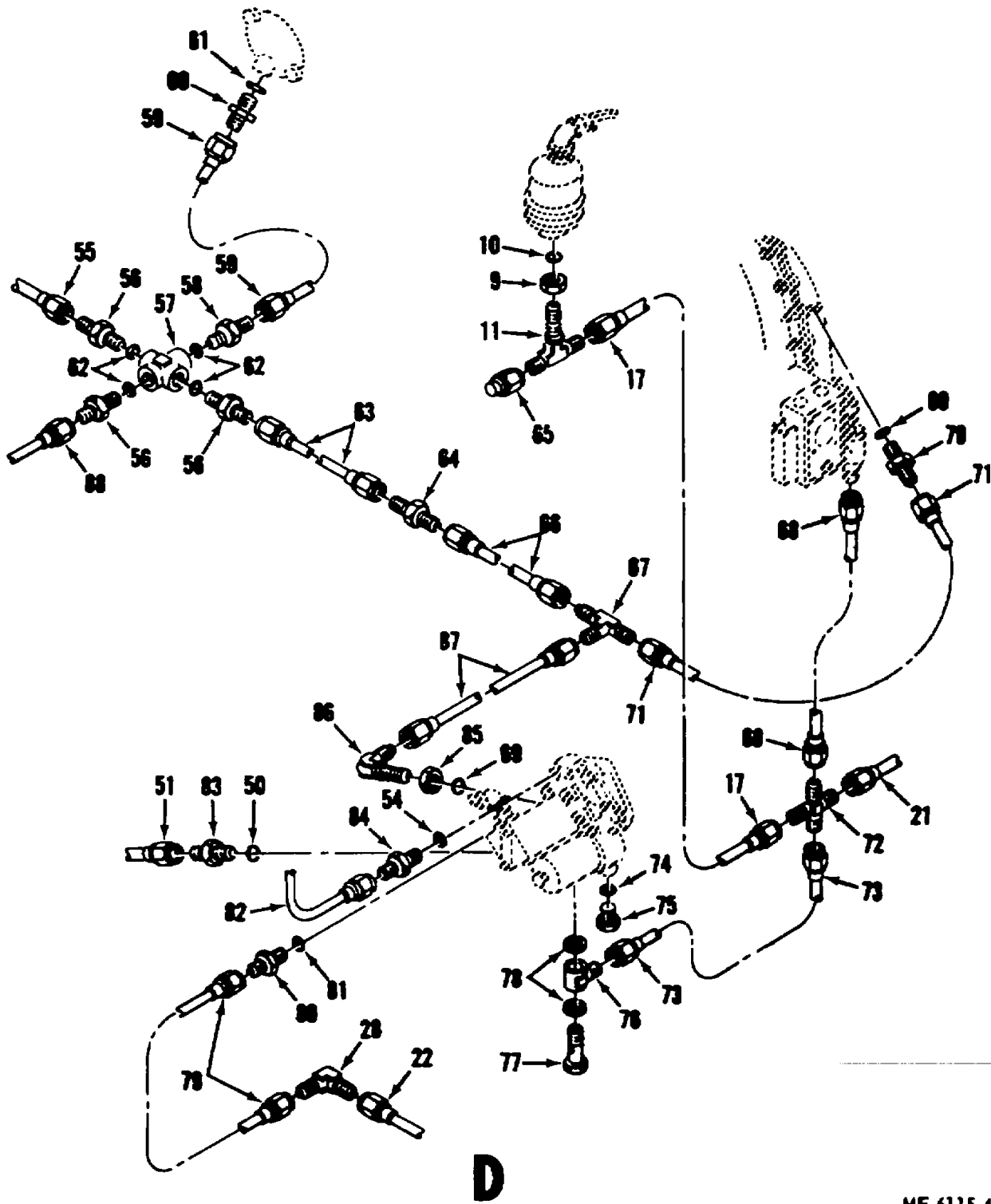


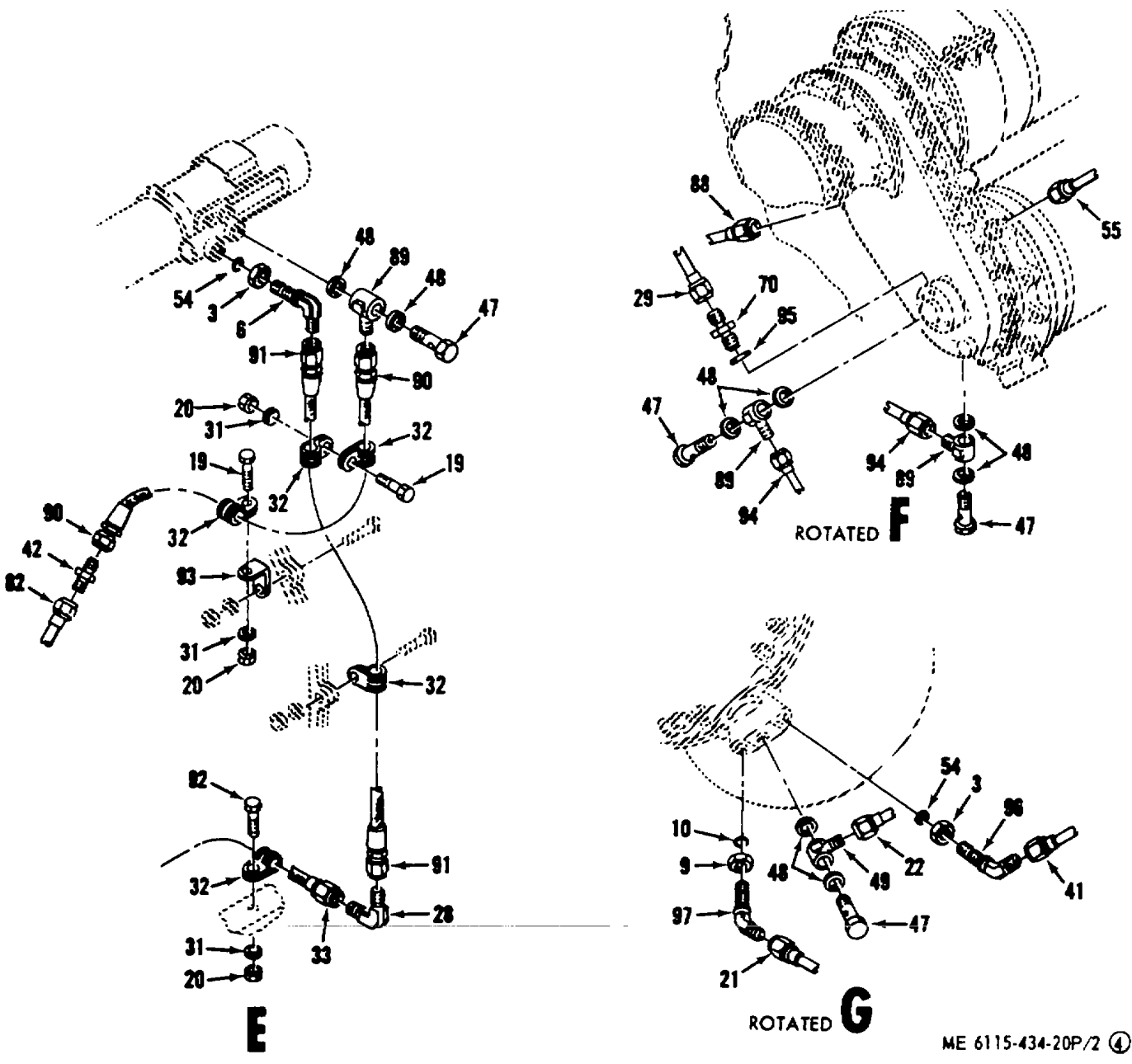
Figure 2. Fuel System Plumbing, Lubrication System Plumbing, and Control Air Plumbing (Sheet 1 of 5)

ME 6115-434-20P/2 ①



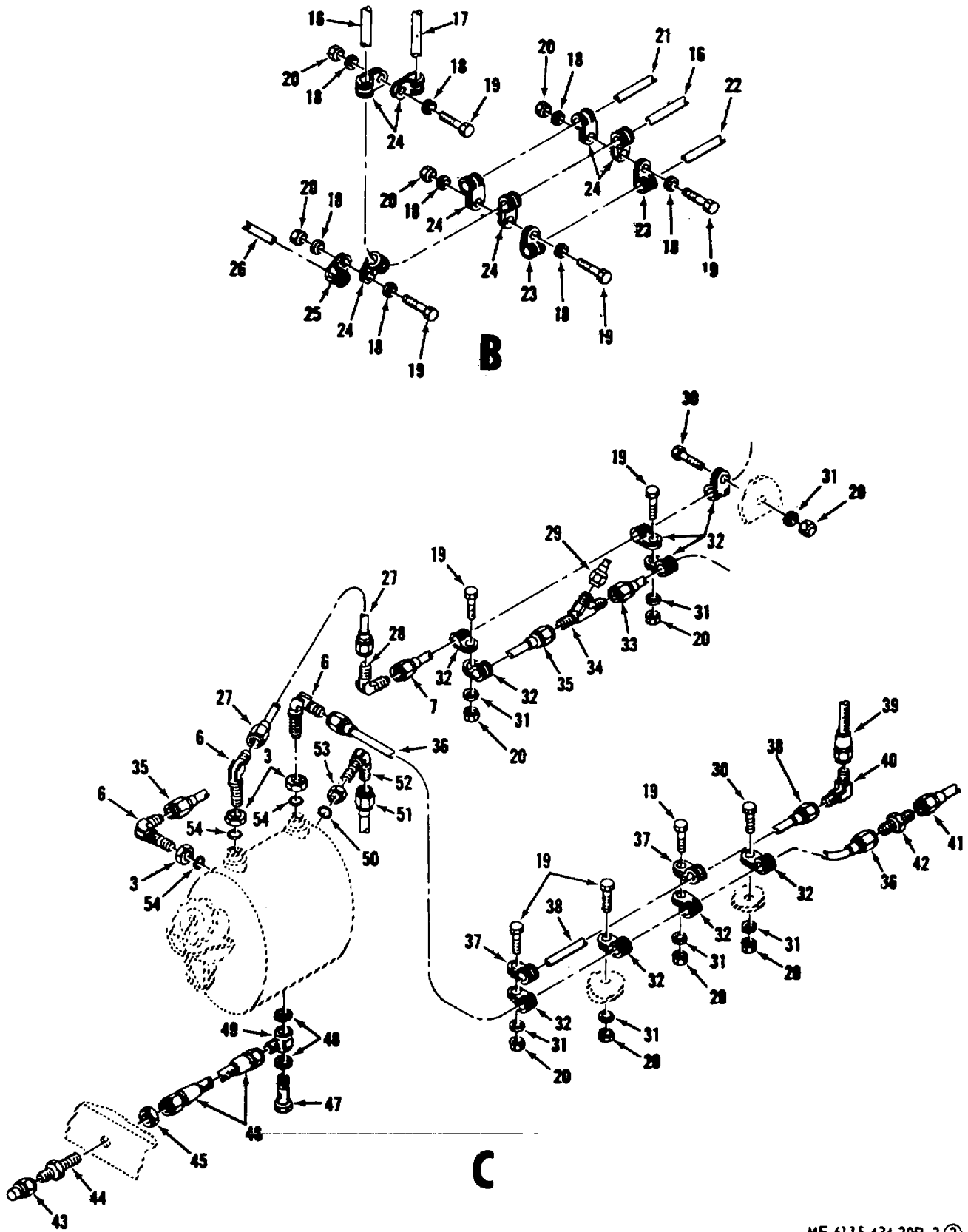
ME 6115-434-20P/2 ③

Figure 2. Fuel System Plumbing, Lubrication System Plumbing, and Control Air Plumbing (Sheet 3 of 5)



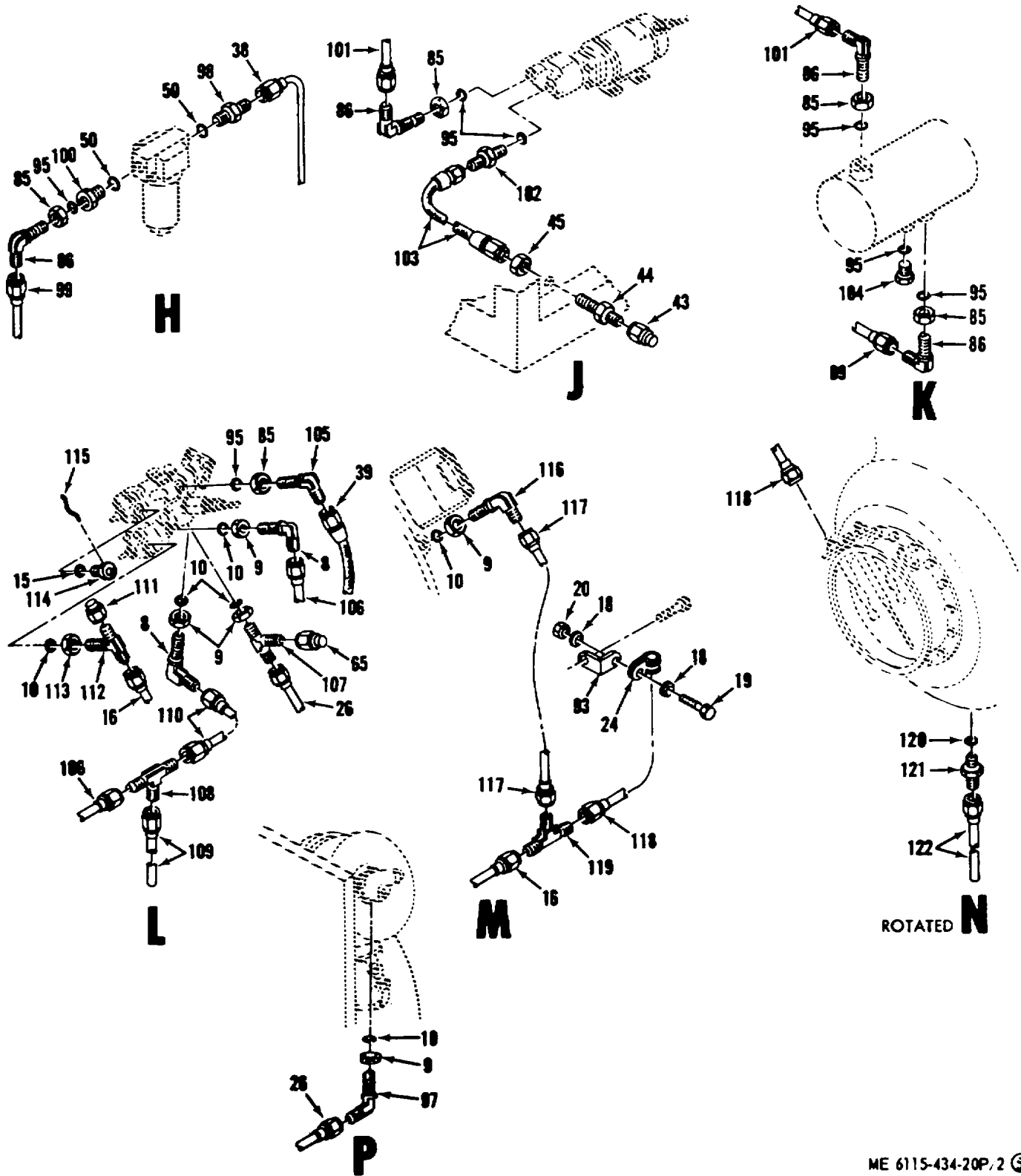
ME 6115-434-20P/2 ④

Figure 2. Fuel System Plumbing, Lubrication System Plumbing, and Control Air Plumbing (Sheet 4 of 5)



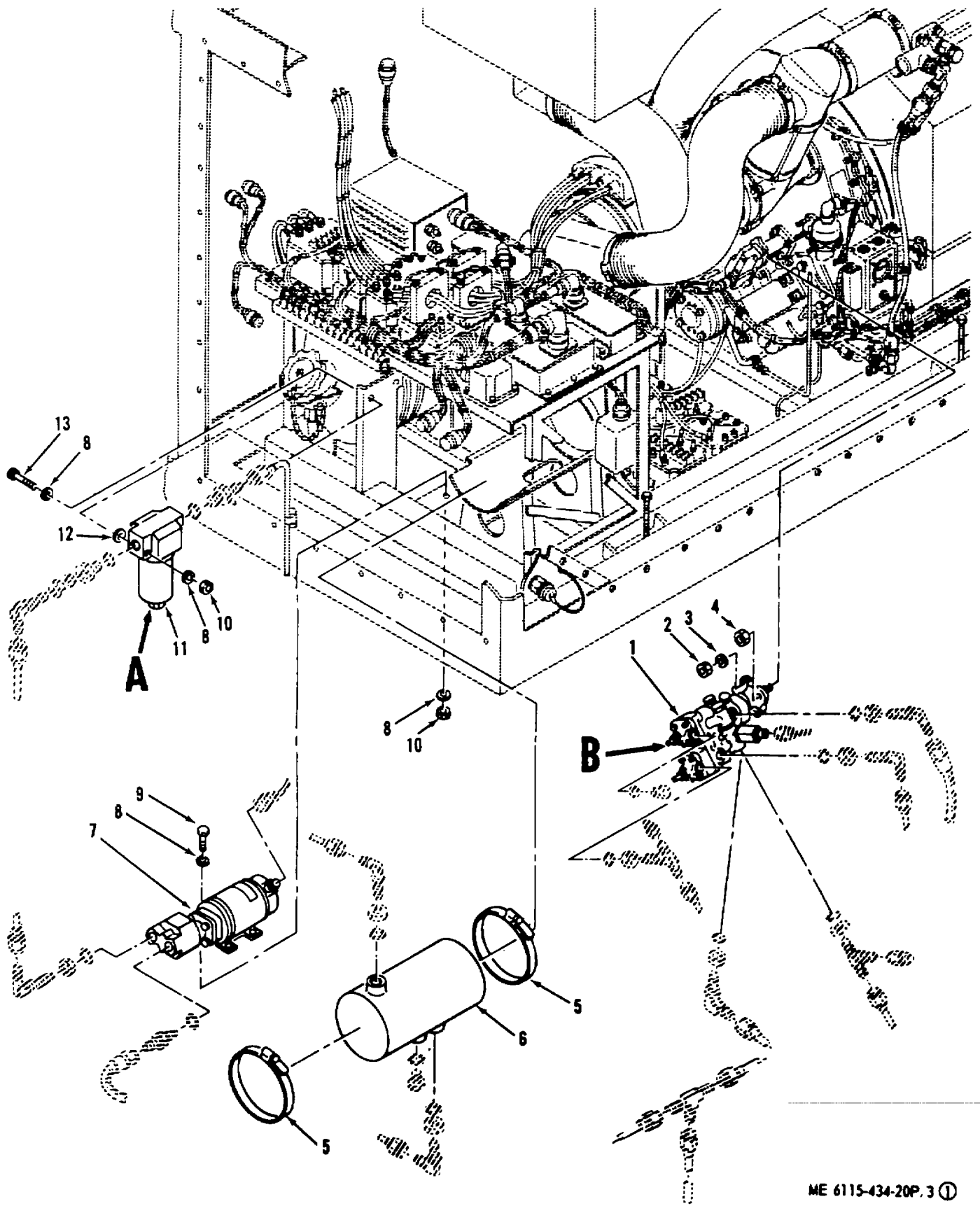
ME 6115-434-20P 2 ②

Figure 2. Fuel System Plumbing, Lubrication System Plumbing, and Control Air Plumbing (Sheet 2 of 5)



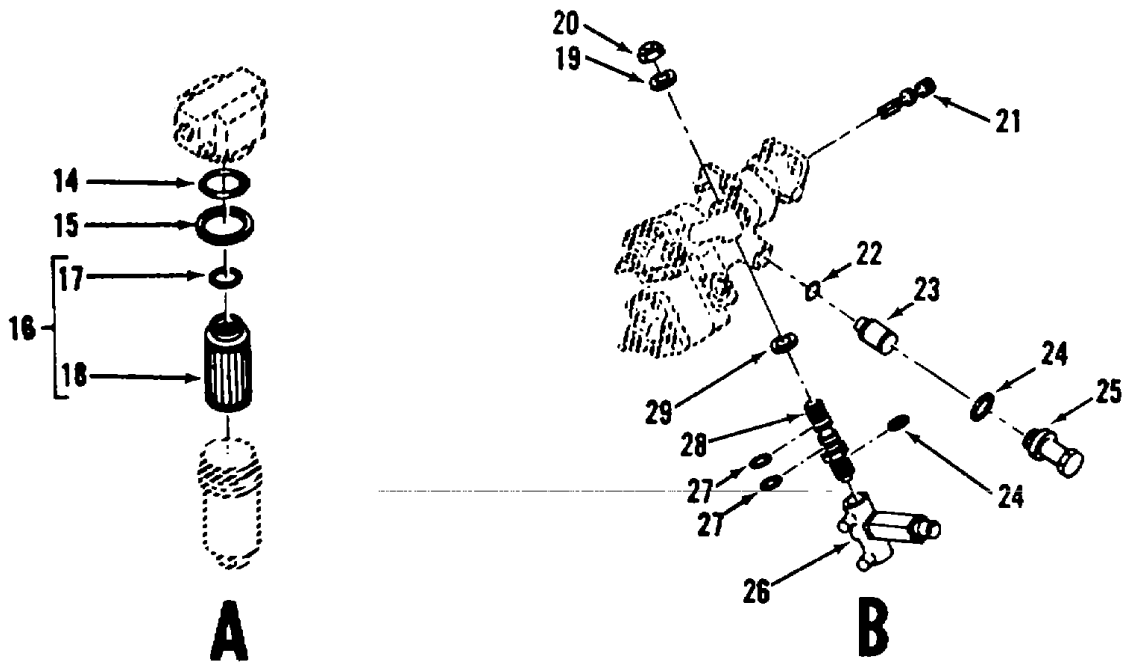
ME 6115-434-20P/2 ©

Figure 2. Fuel System Plumbing, Lubrication System Plumbing, and Control Air Plumbing (Sheet 5 of 5)



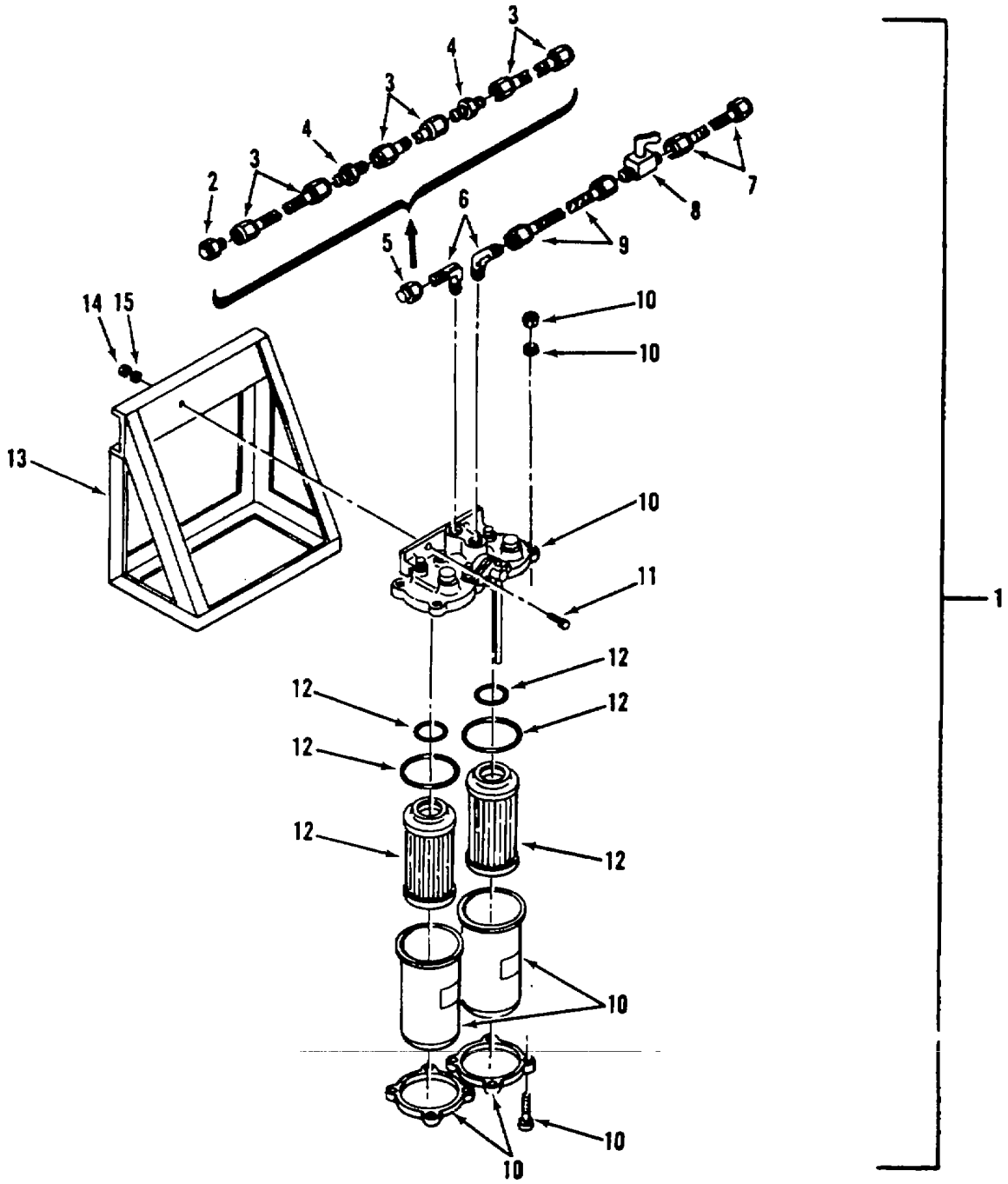
ME 6115-434-20P. 3 ①

Figure 3. Fuel Control, Fuel Tank, Fuel Boost Pump and Fuel Filter (Sheet 1 of 2)



ME 6115-434-20P/3 ②

Figure 3. Fuel Control, Fuel Tank, Fuel Boost Pump and Fuel Filter (Sheet 2 of 2)



ME 6115-434-20P/4

Figure 4. External Fuel System Filter Assembly

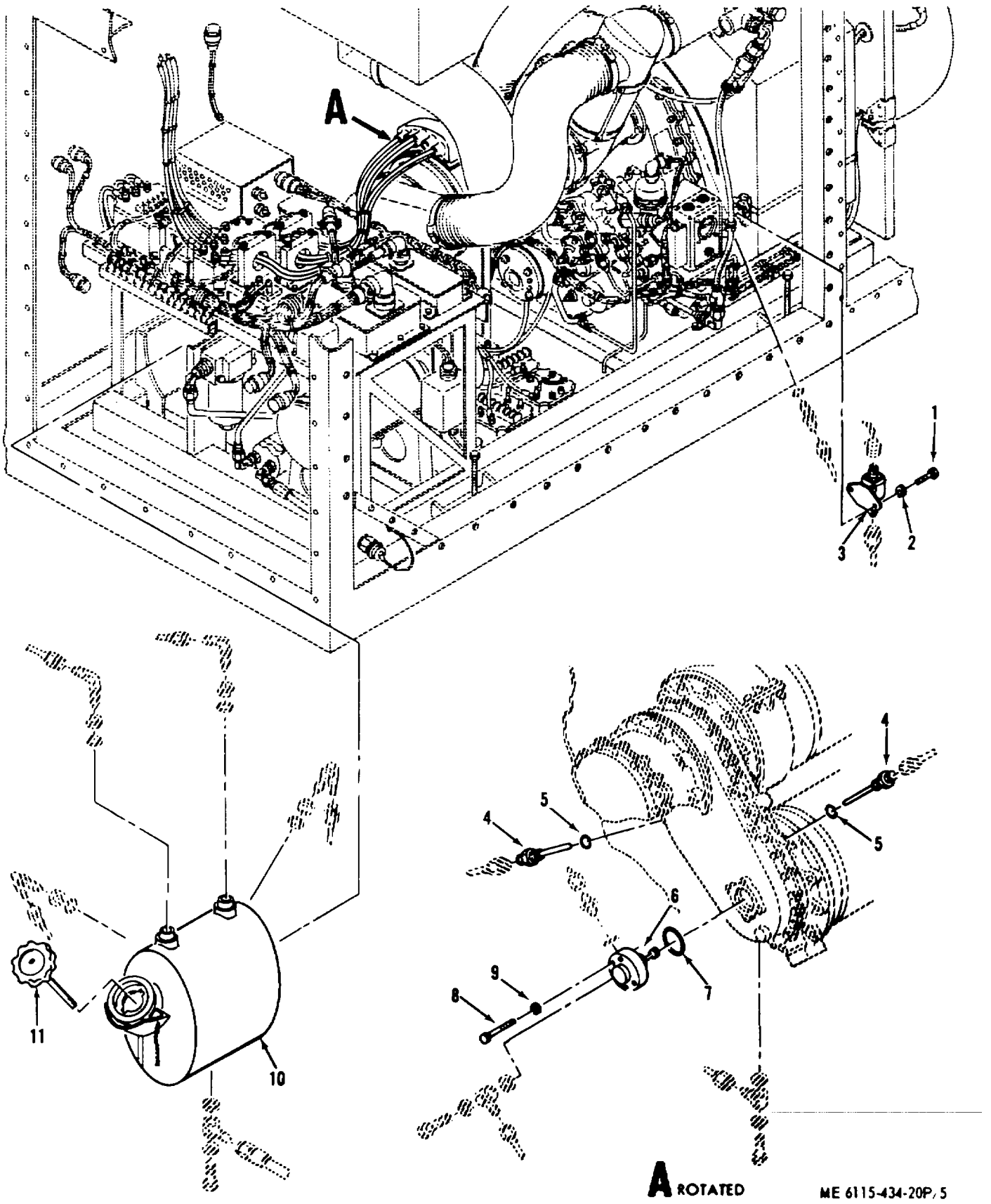
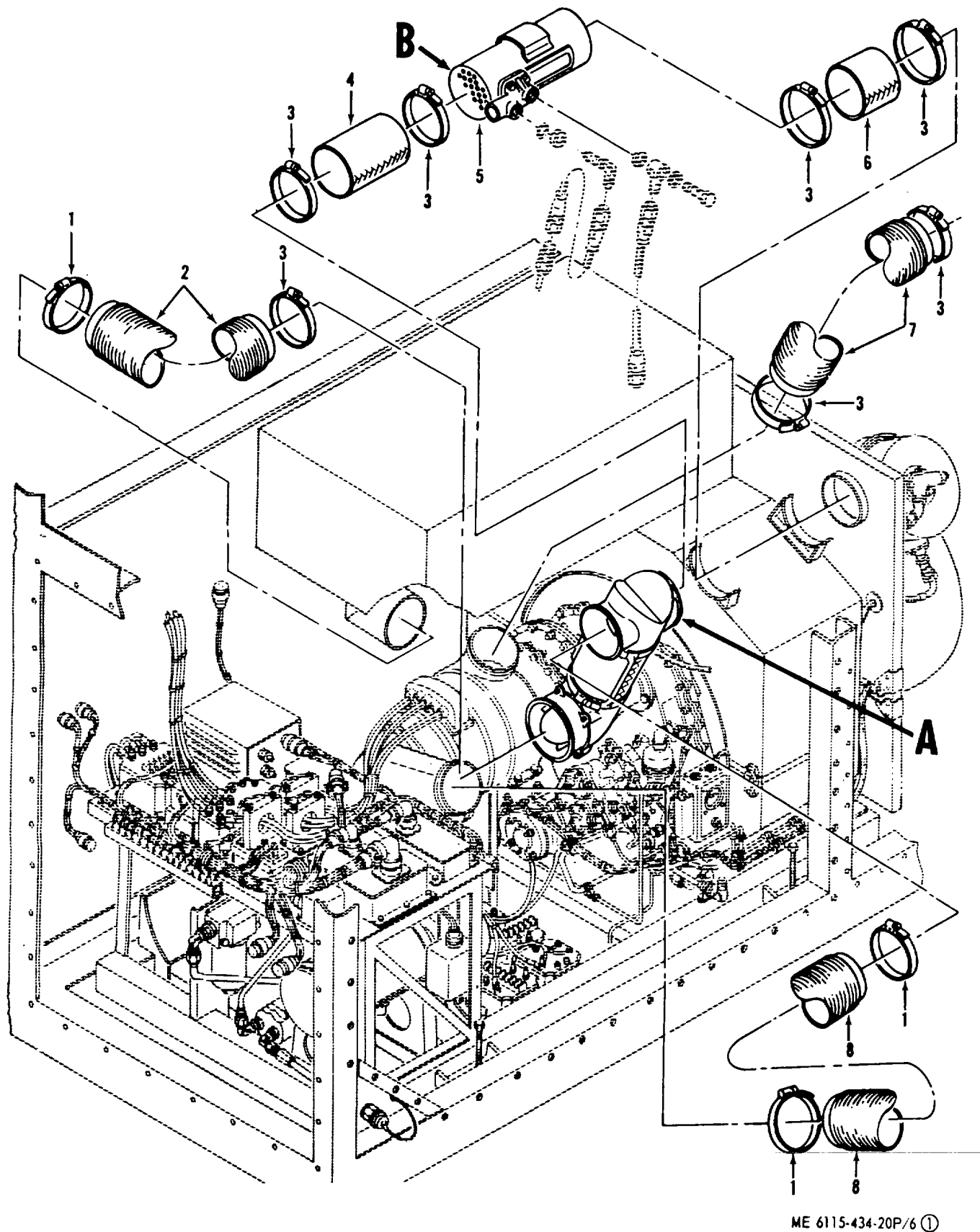
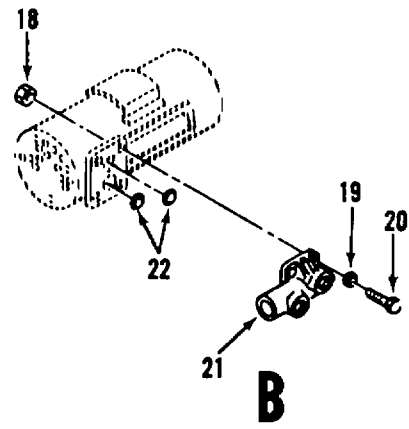
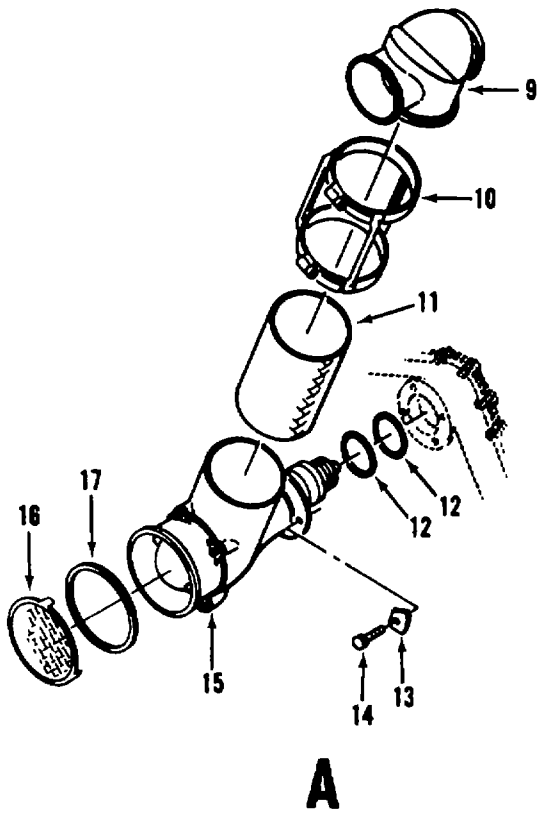


Figure 5. Low Oil Pressure Switch, Oil Scavenge Pump, and Oil Tank



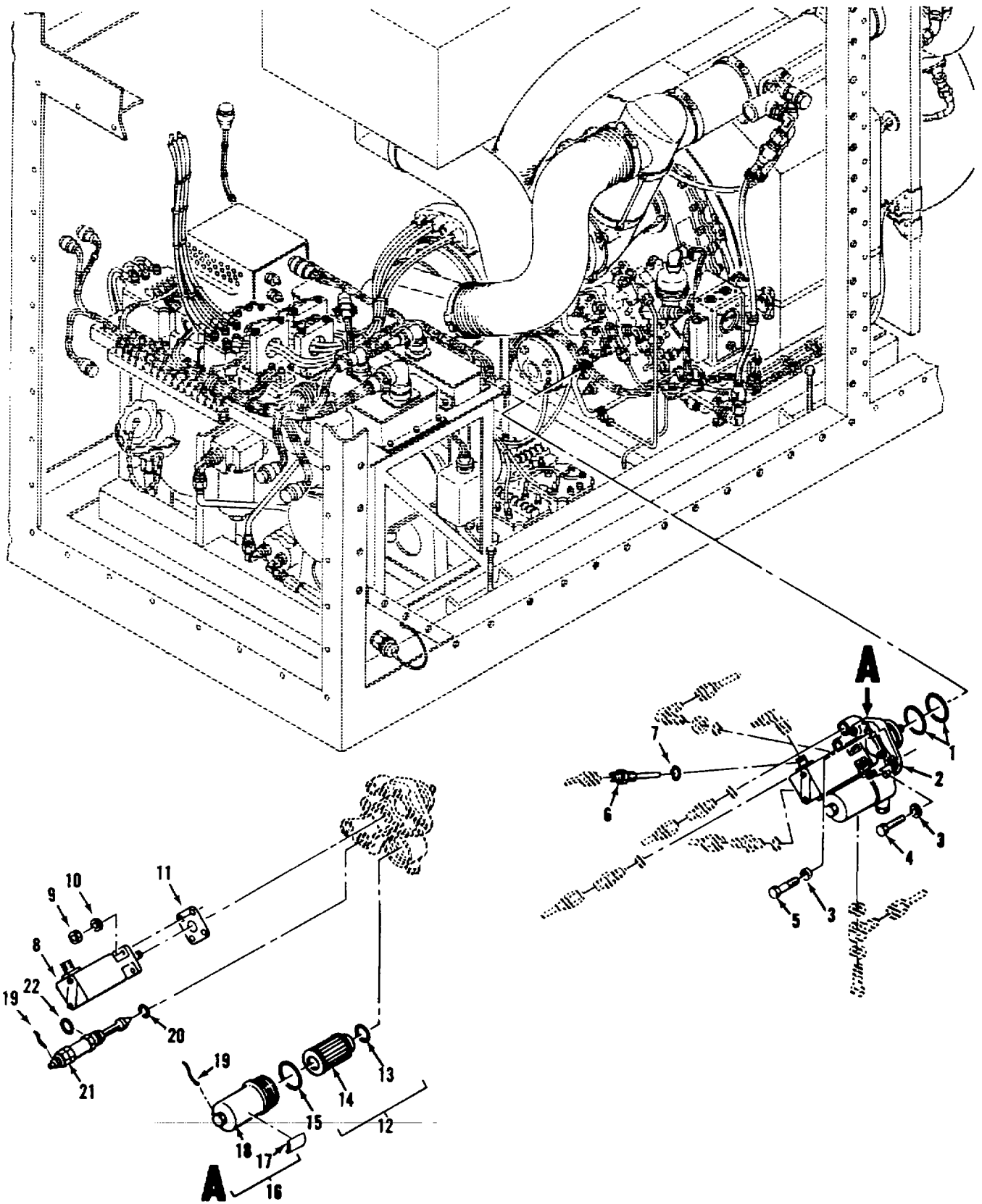
ME 6115-434-20P/6 ①

Figure 6. Cooling Air Fan, Oil Temperature Regulator, and Connecting Ducts and Clamps (Sheet 1 of 2)



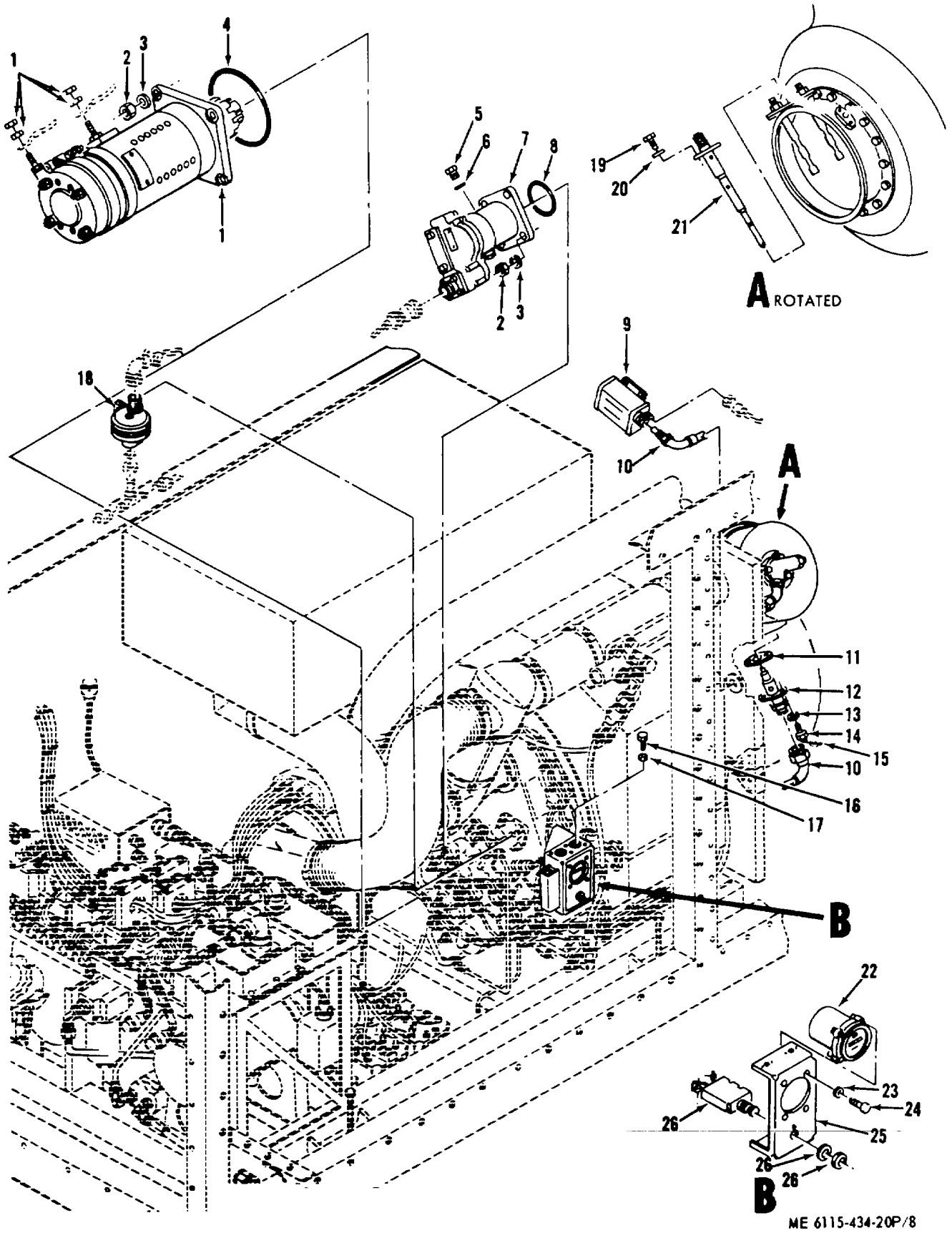
ME 6115-434-20P/6 ②

Figure 6. Cooling Air Fan, Oil Temperature Regulator, and Connecting Ducts and Clamps (Sheet 2 of 2)



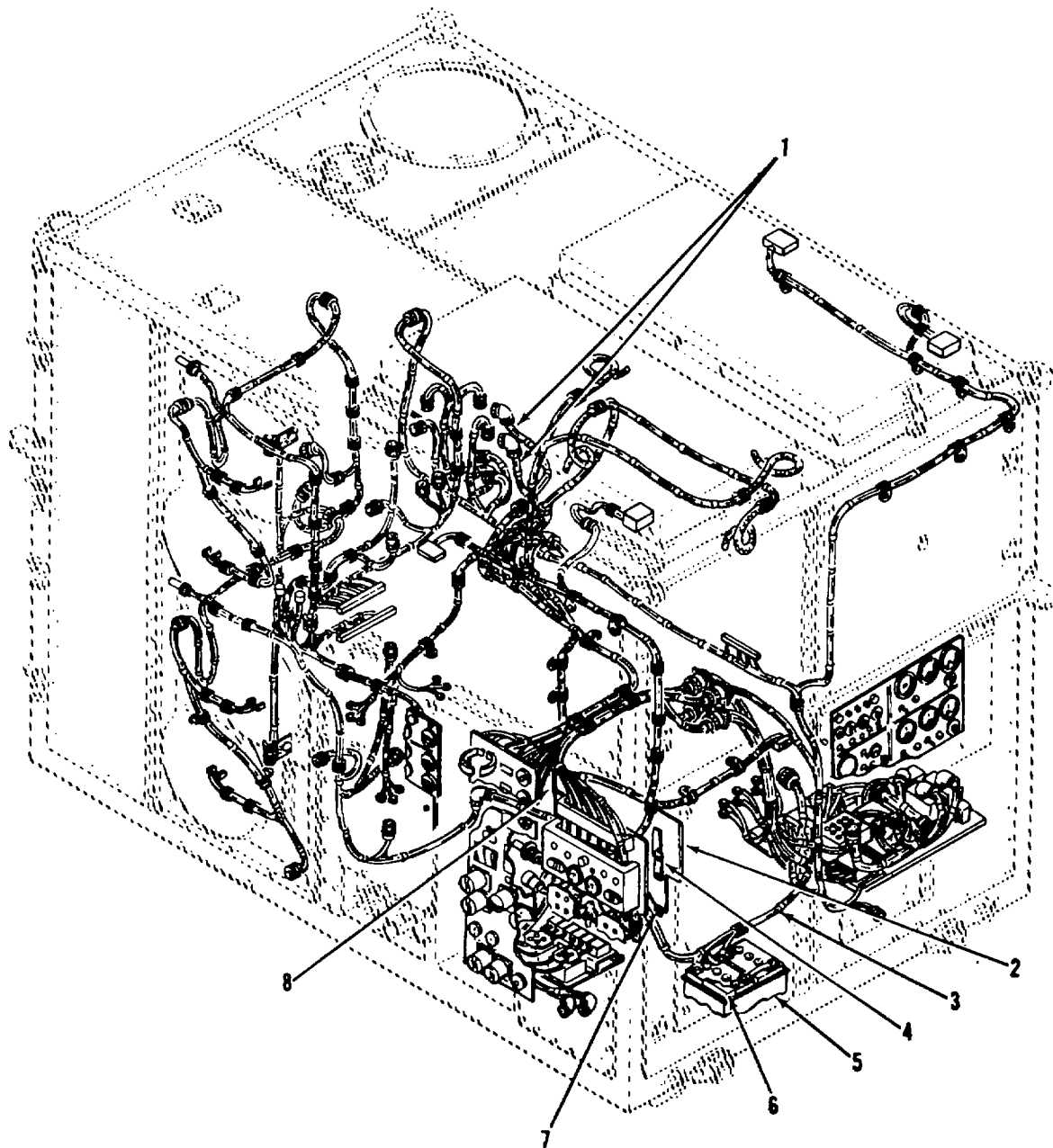
ME 6115-434-20P 7

Figure 7. Oil Pump, Oil Filter, Pressure Relief Valve, and Tachometer



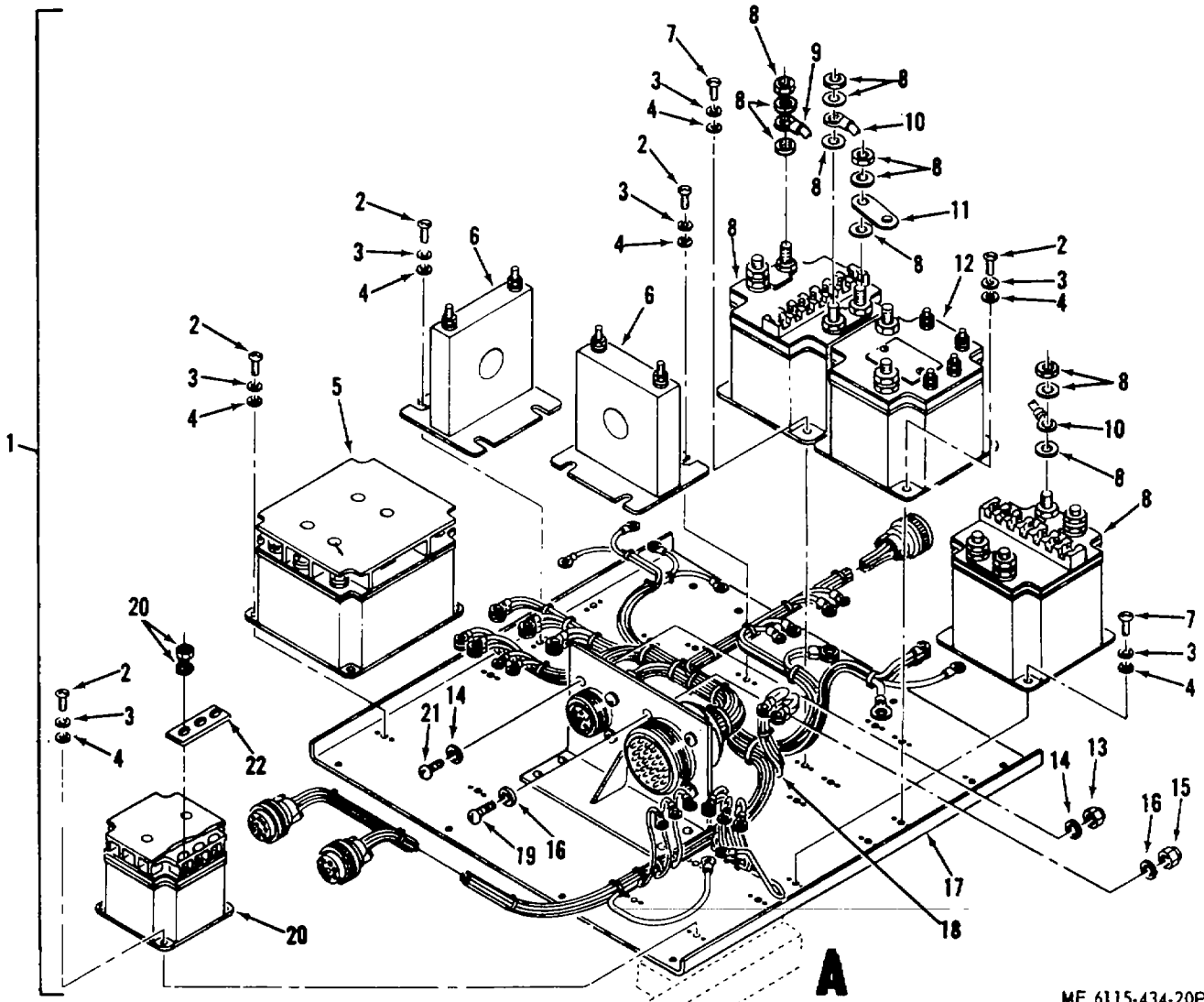
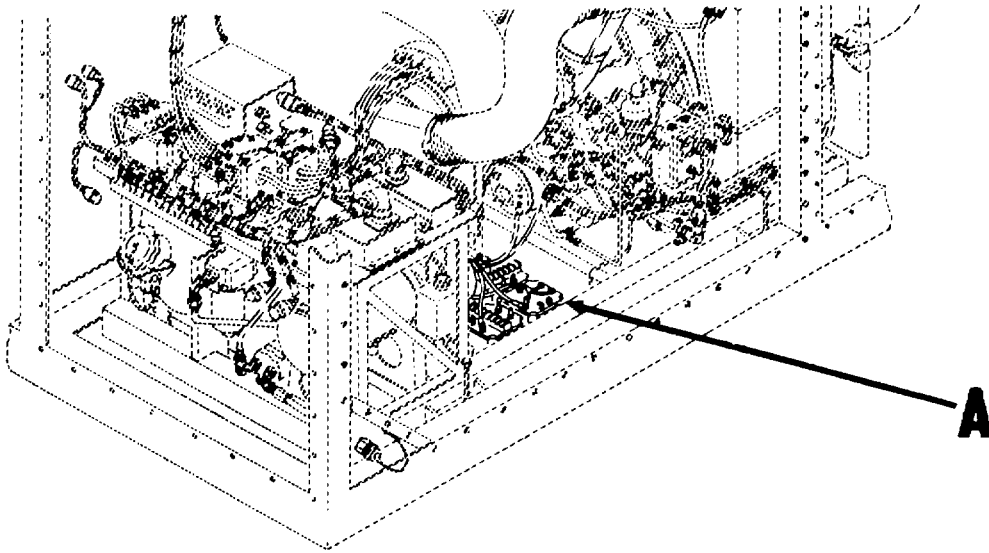
ME 6115-434-20P/8

Figure 8. Starter, Centrifugal Switch, Ignition Components, Time Totalizing Meter, and Thermocouple



ME 6115-434-20P:9

Figure 9. Power Unit Harness Assemblies, Battery Box and Cover, and Brackets



ME 6115-434-20P/10

Figure 10. Lower Electrical Rack
99

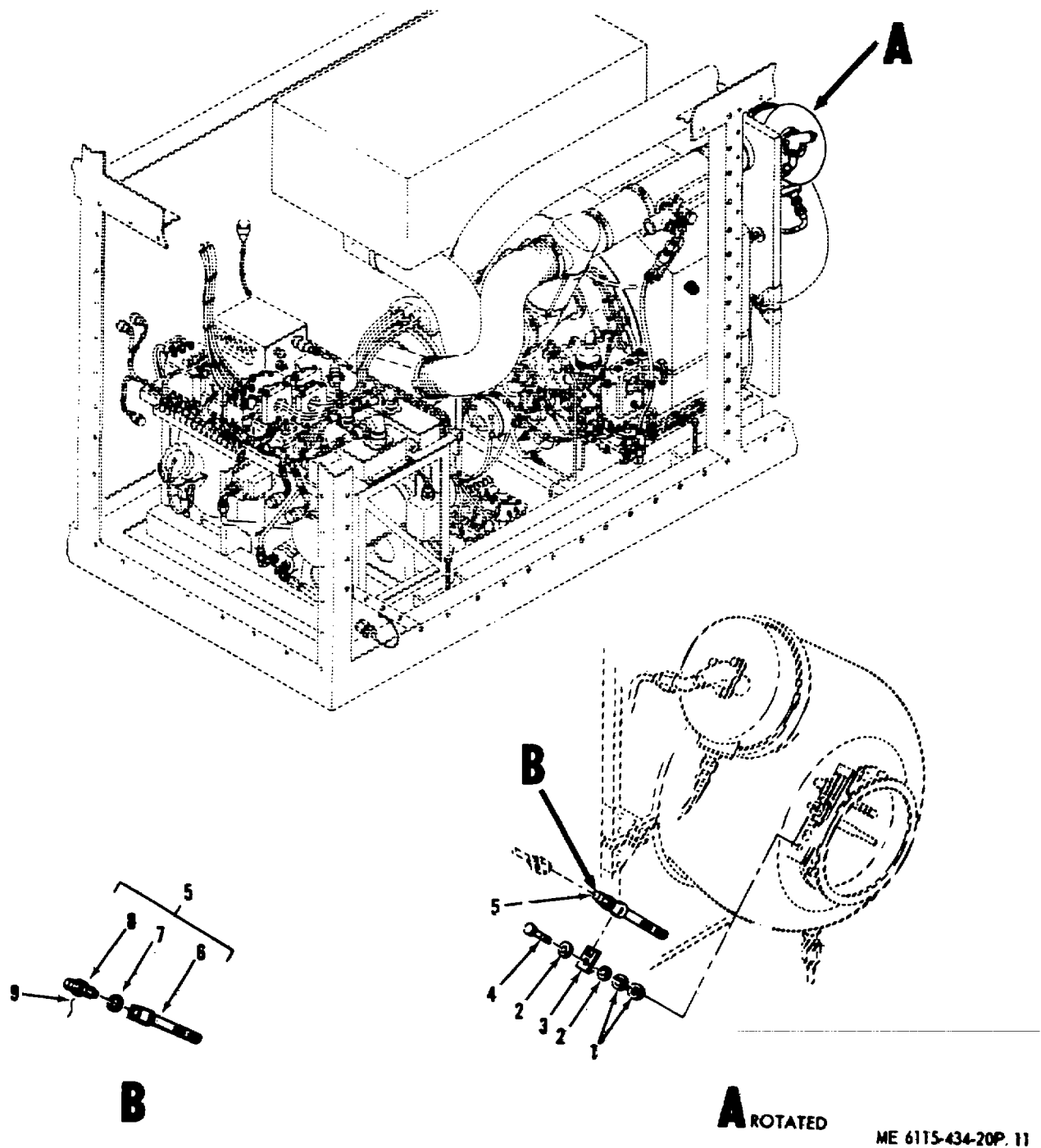
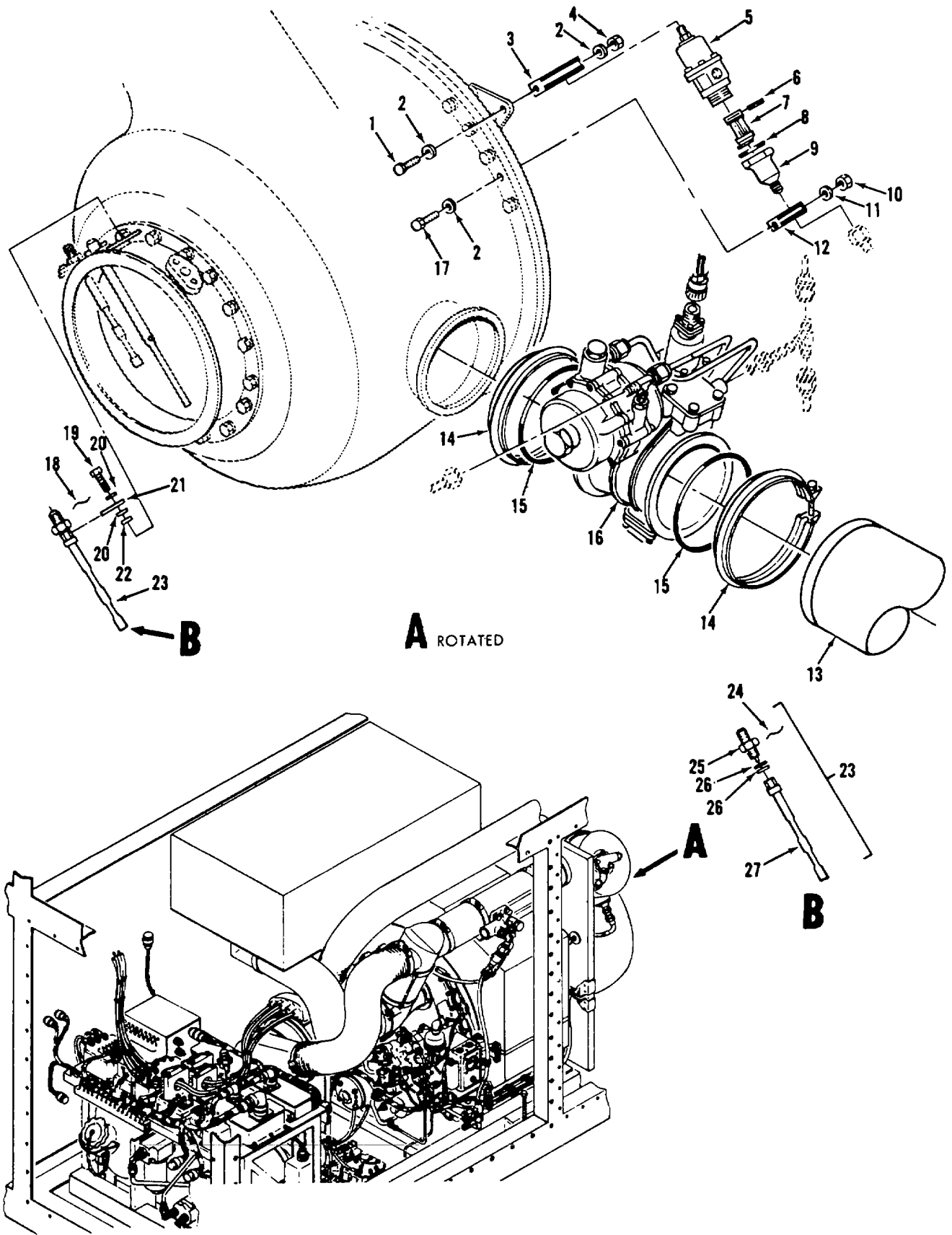
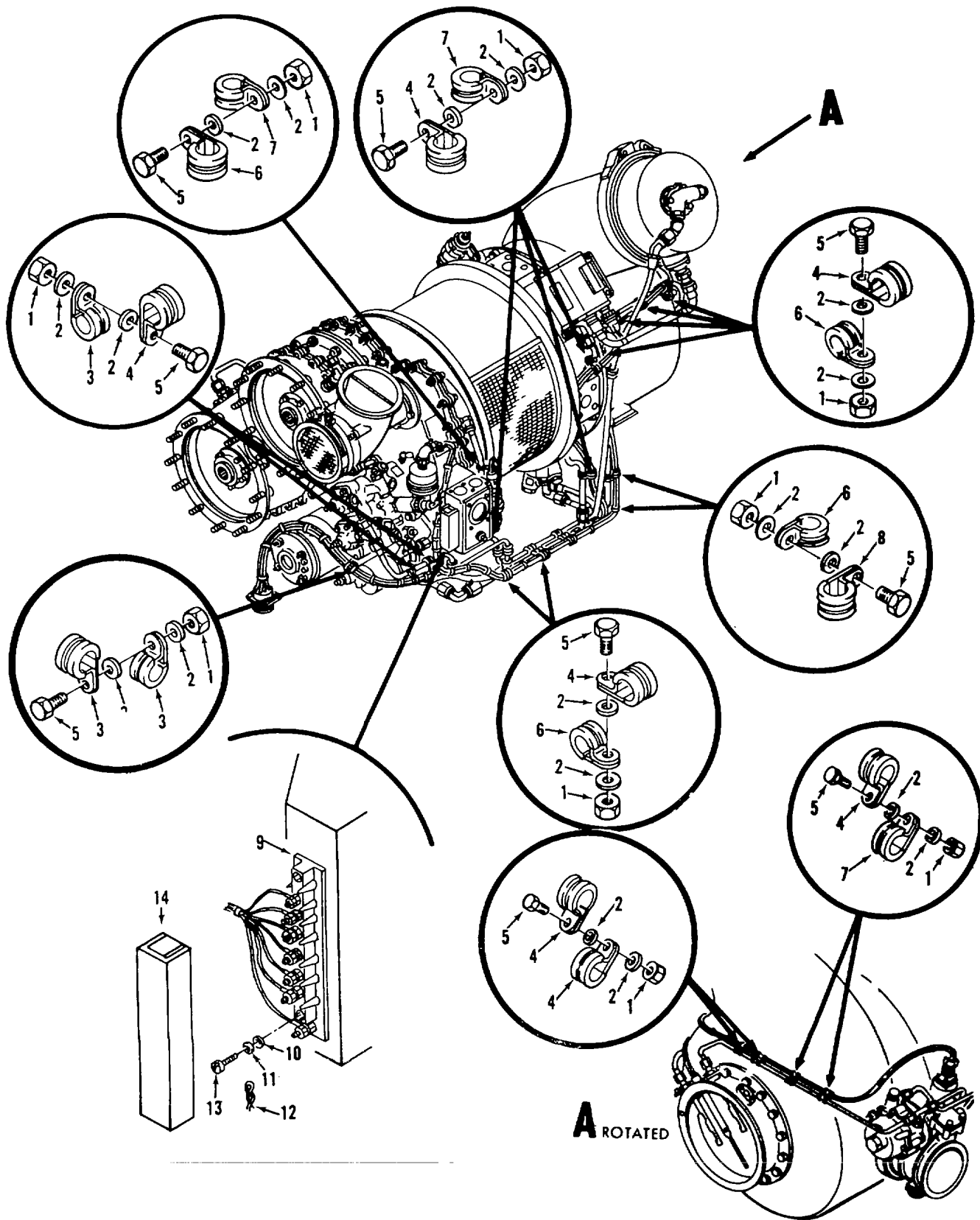


Figure 11. Acceleration and overtemperature control Thermostat



ME 6115434-20P 12

Figure 12. Air Pressure Regulator, Load Control Valve, and Load Control Thermostat



ME 6115-434-20P/13

Figure 13. Gas Turbine Engine Wiring Harness, Clamps, and Attaching Hardware

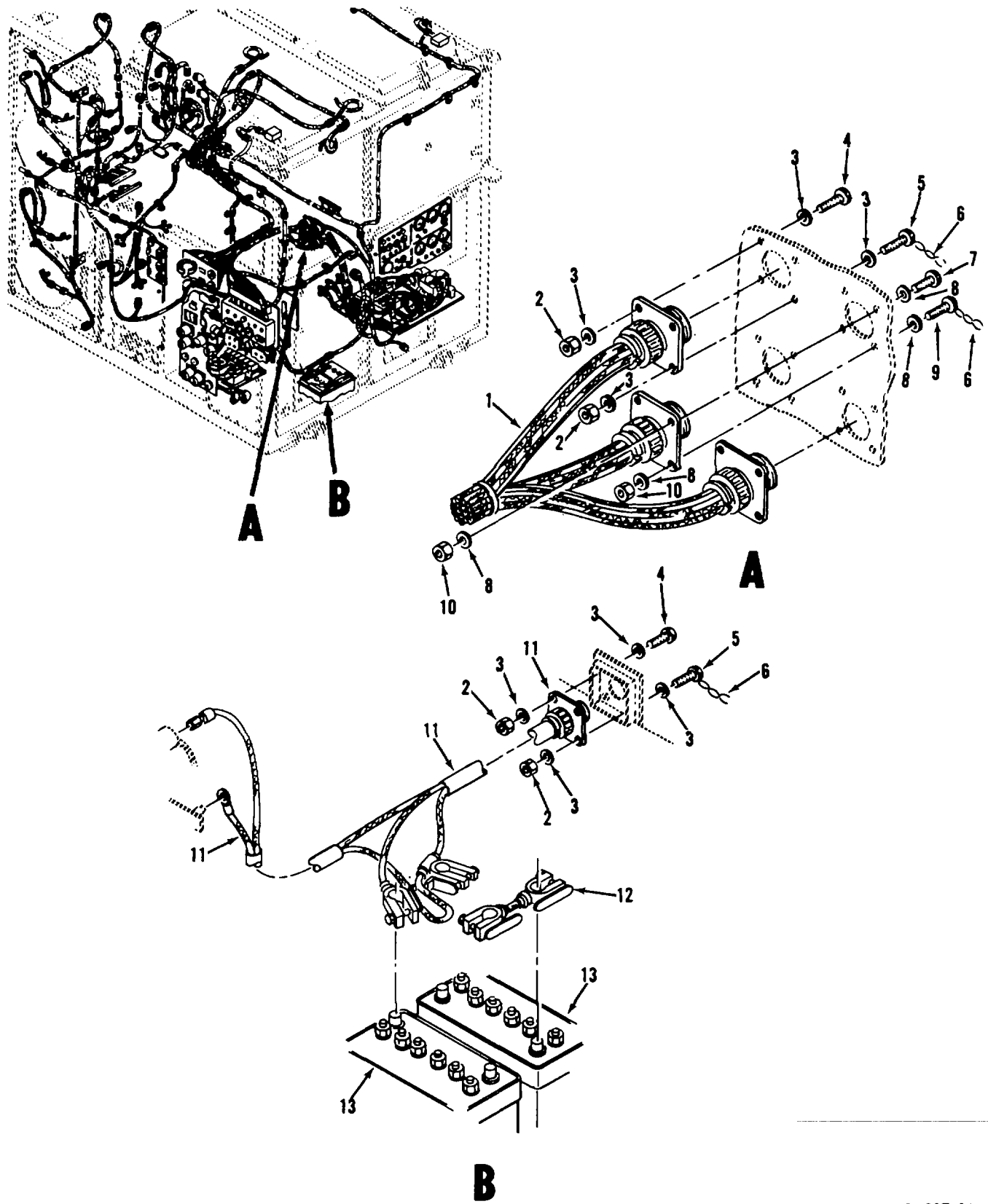
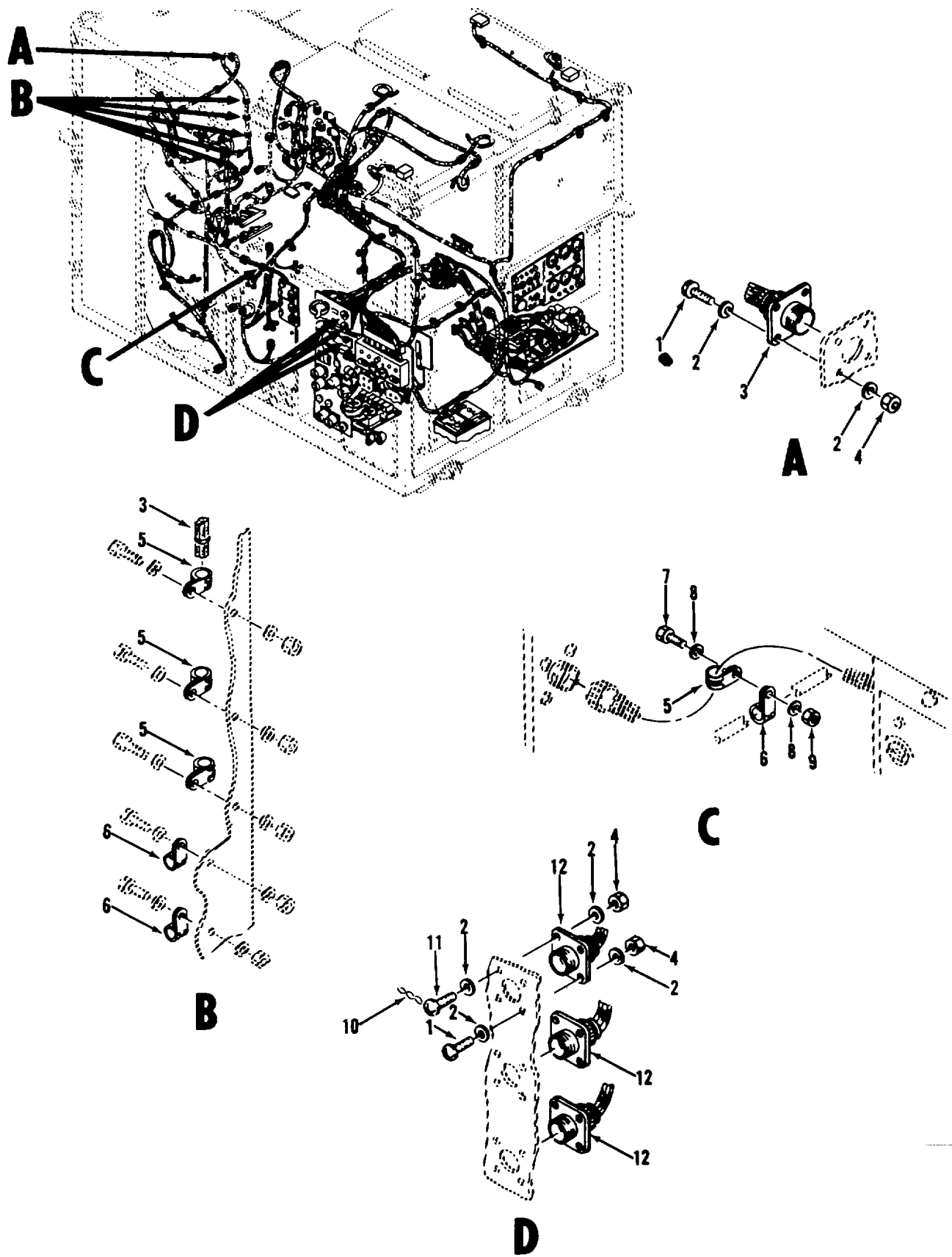
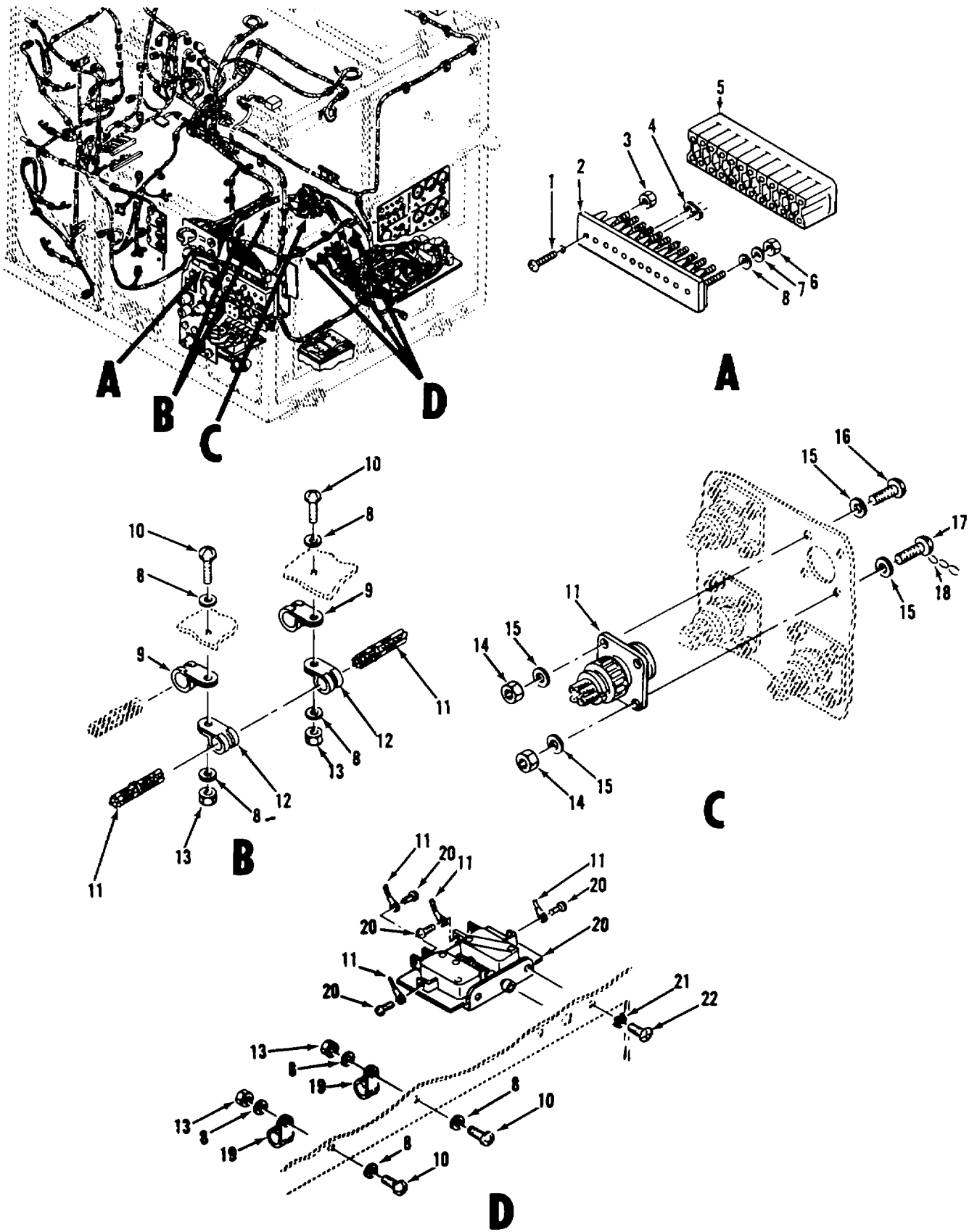


Figure 14. Power Unit Harness Assemblies and Batteries



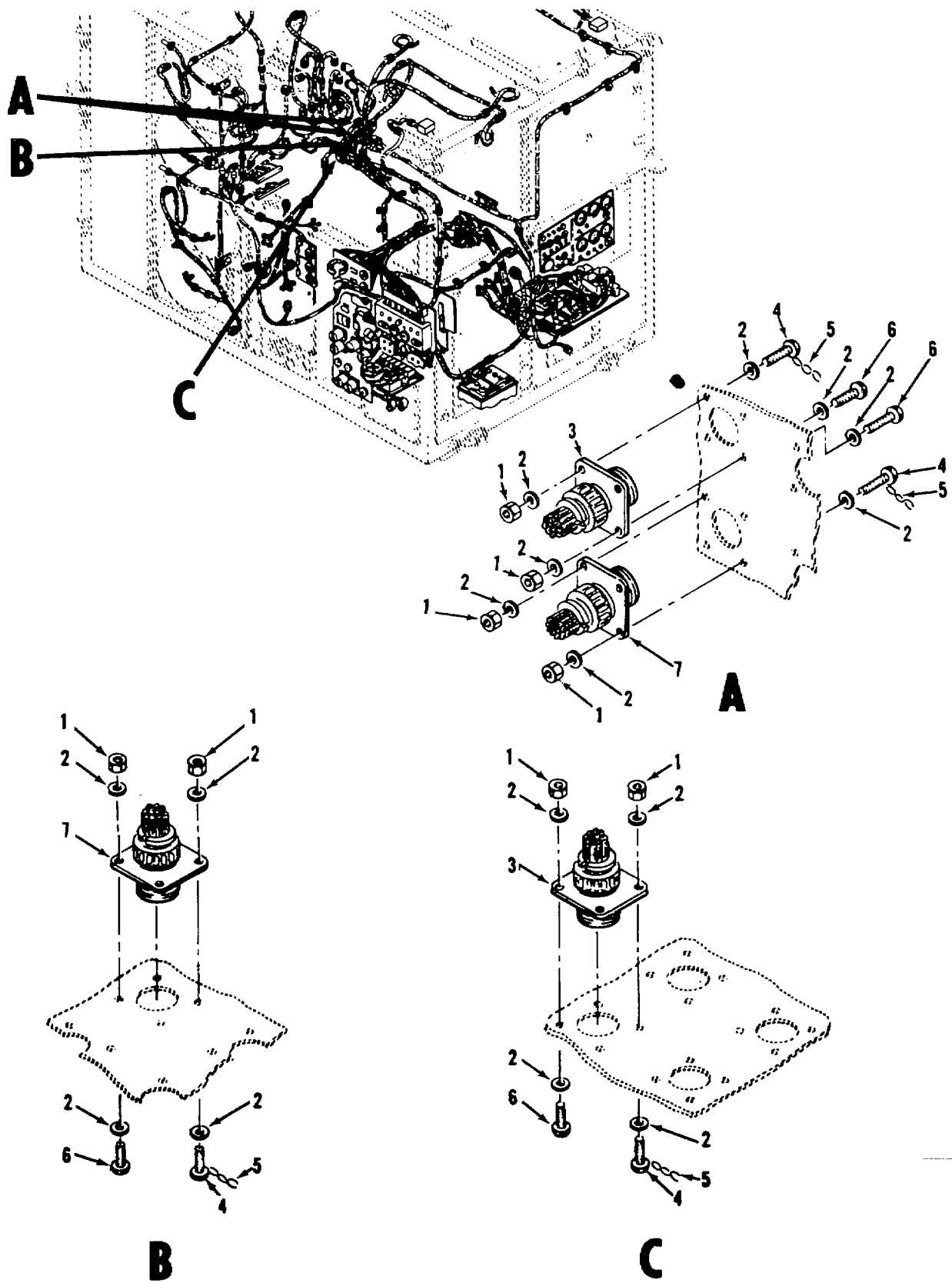
ME 6115-434.20P/15

Figure 15. Power Unit Harness Assemblies and Clamps



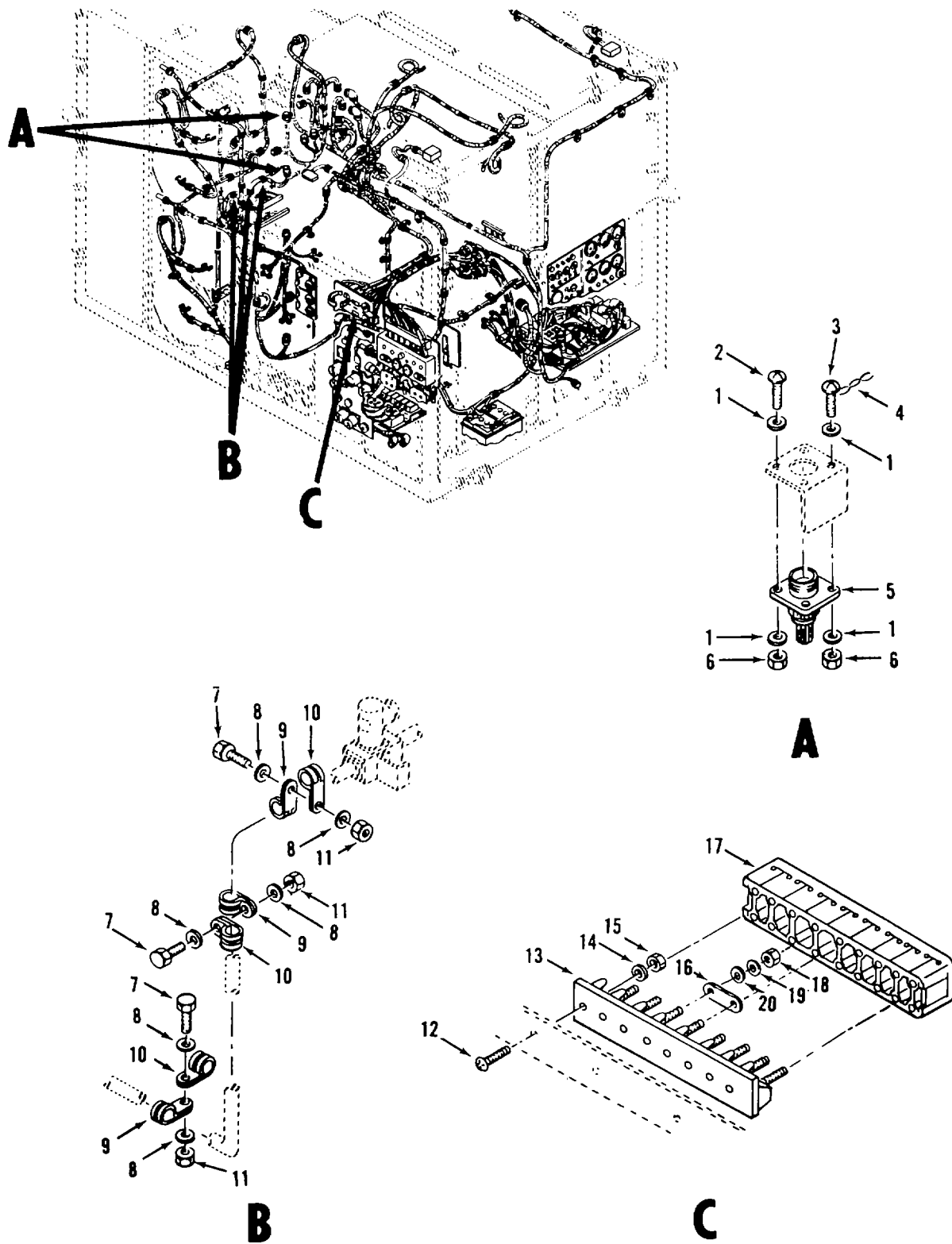
ME 6115-434-20P 16

Figure 16. Power Unit Harness Assemblies, Air Intake Door Interlock Switch and Clamps



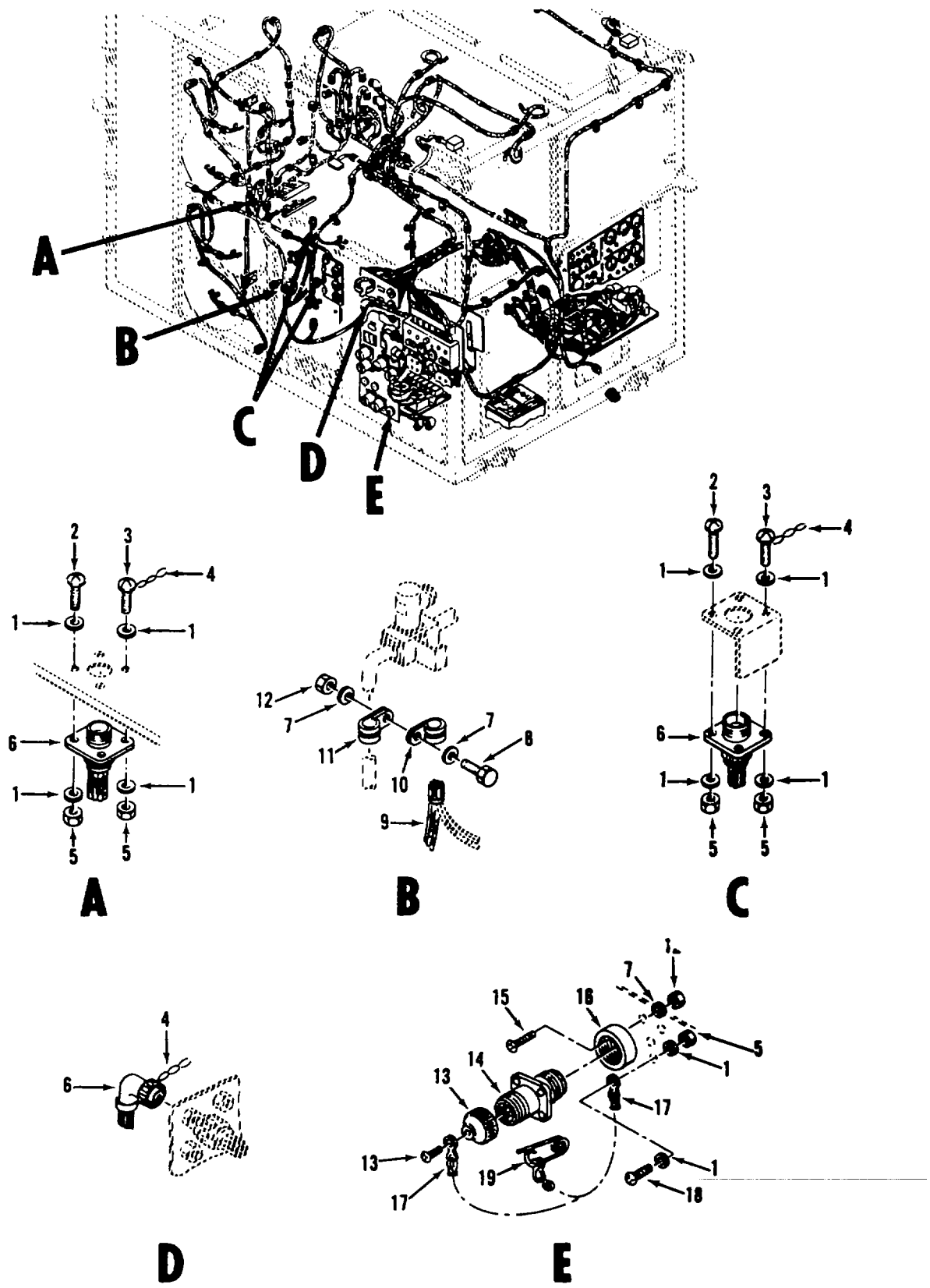
ME 6115-434-20P/17

Figure 17. Power Unit Harness Assemblies



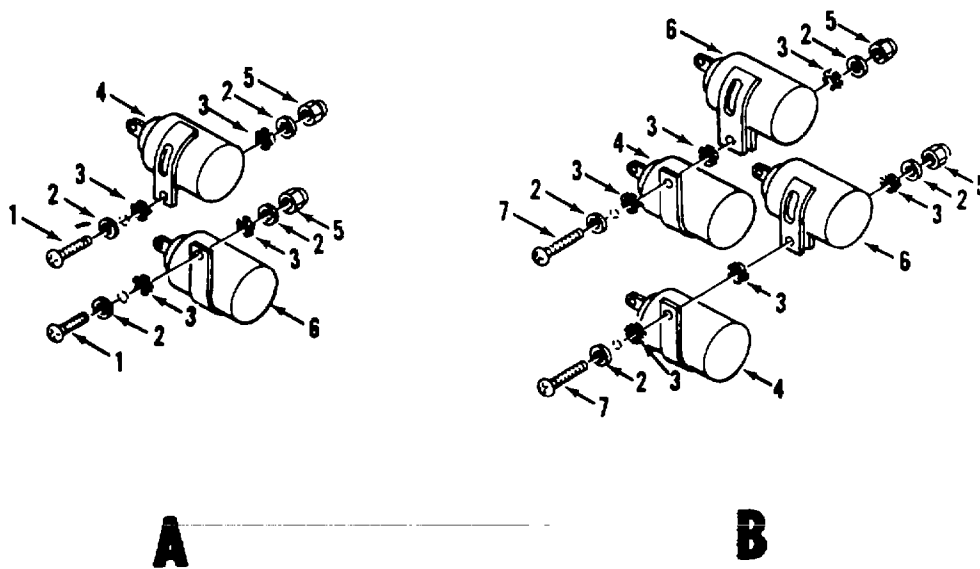
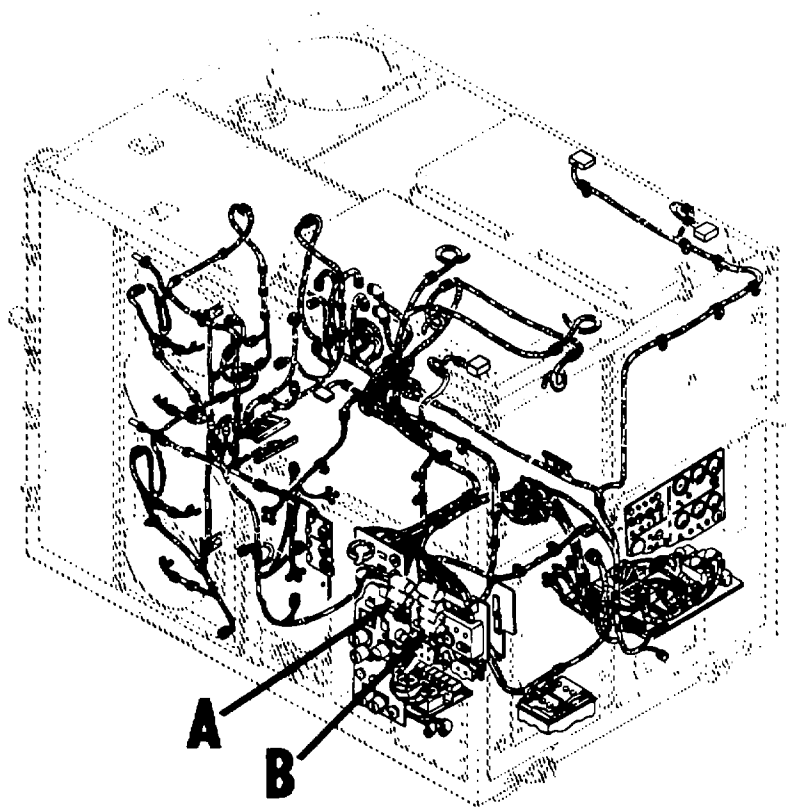
ME 6115-434-20P/18

Figure 18. Power Unit Harness Assemblies and Clamps



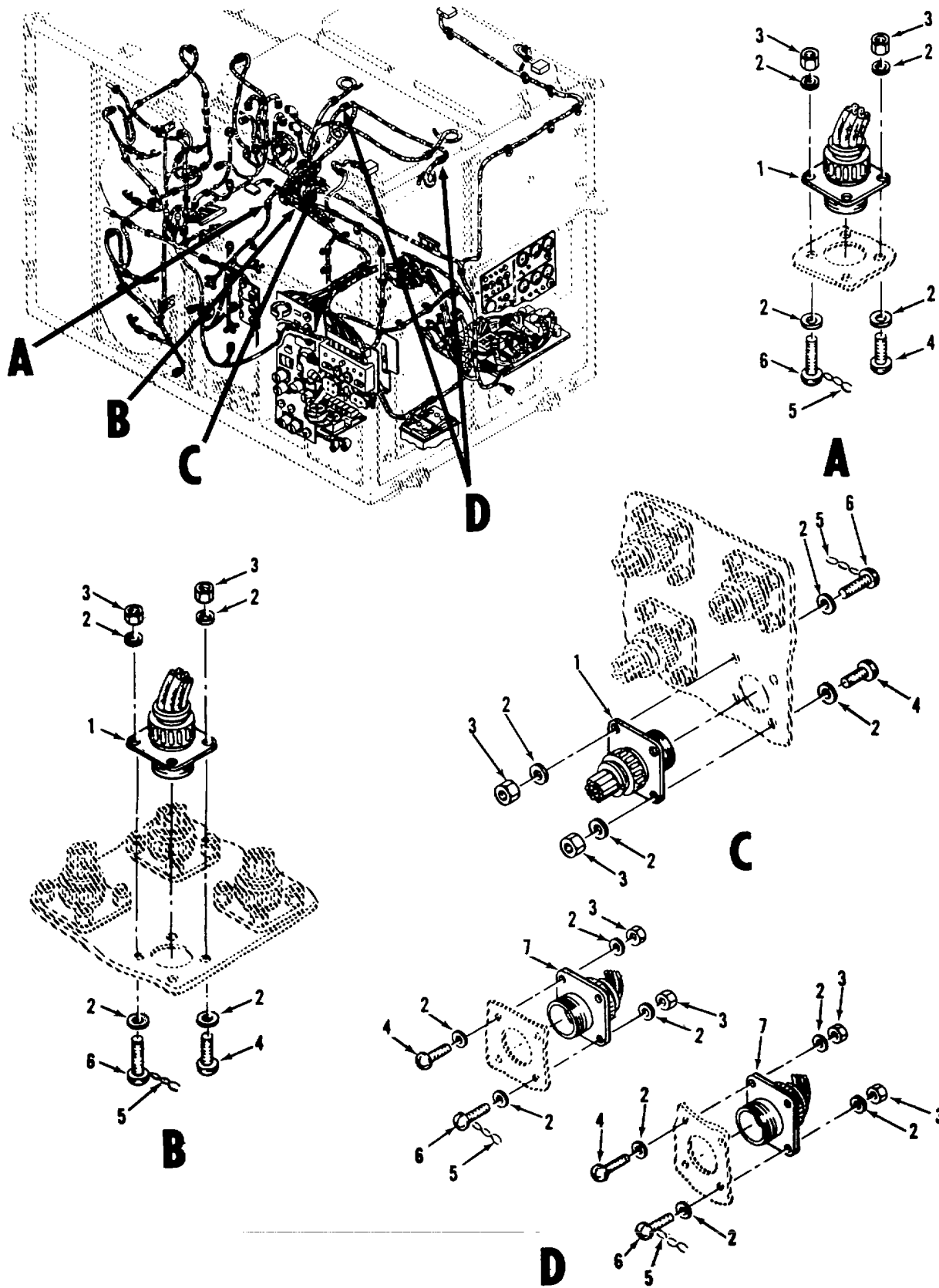
ME 6115-434-20P/19

Figure 19. Power Unit Harness Assemblies, Remote Operation Cable Adapter, and Clamps



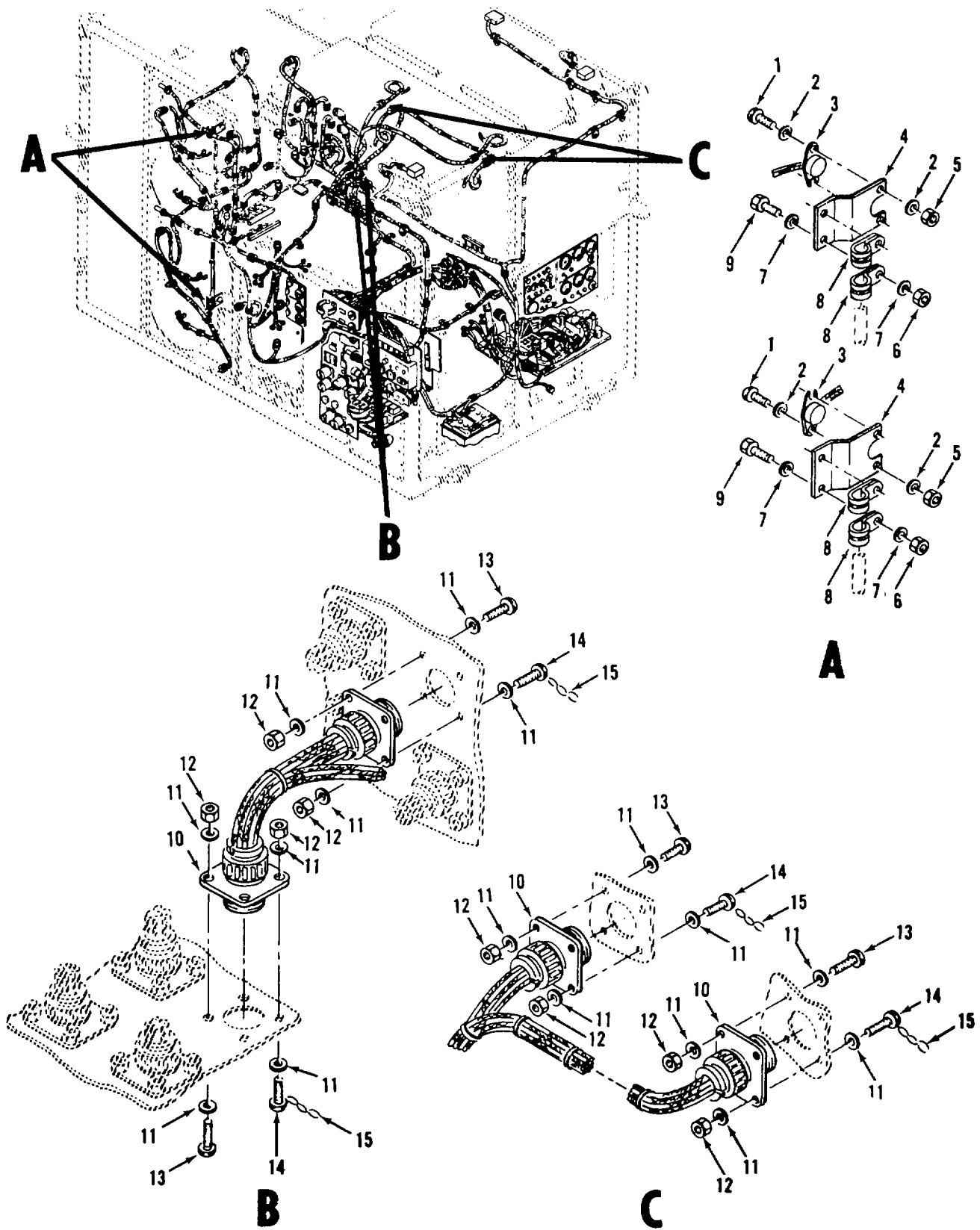
ME 6115-434-20P 20

Figure 20. Power Unit Radio Interference Suppression Components



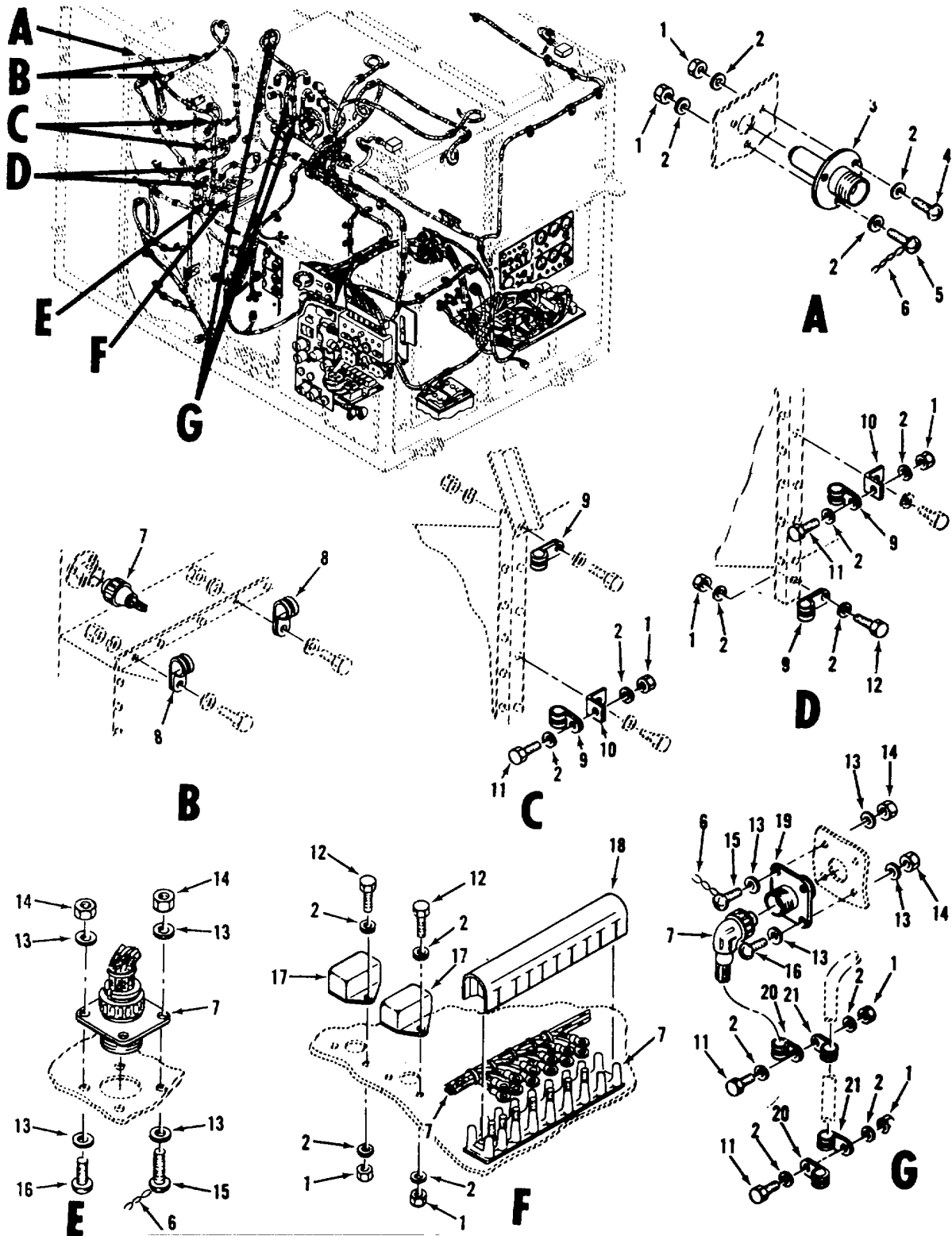
ME 6115-434-20P. 21

Figure 21. Power Unit Harness Assemblies



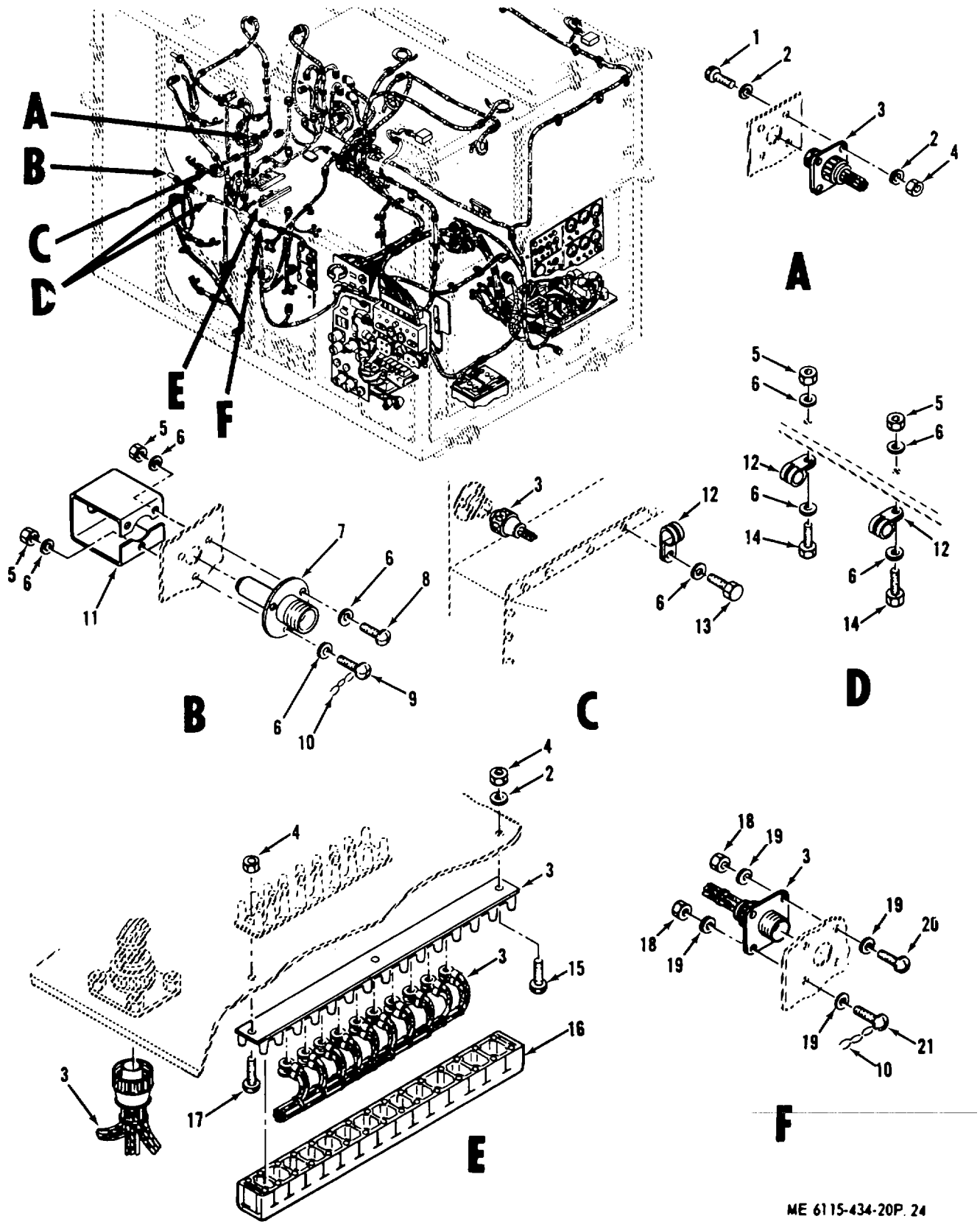
ME 6115-434-20P, 22

Figure 22. Power Unit Harness Assemblies, Icing Sensors, And Clamps



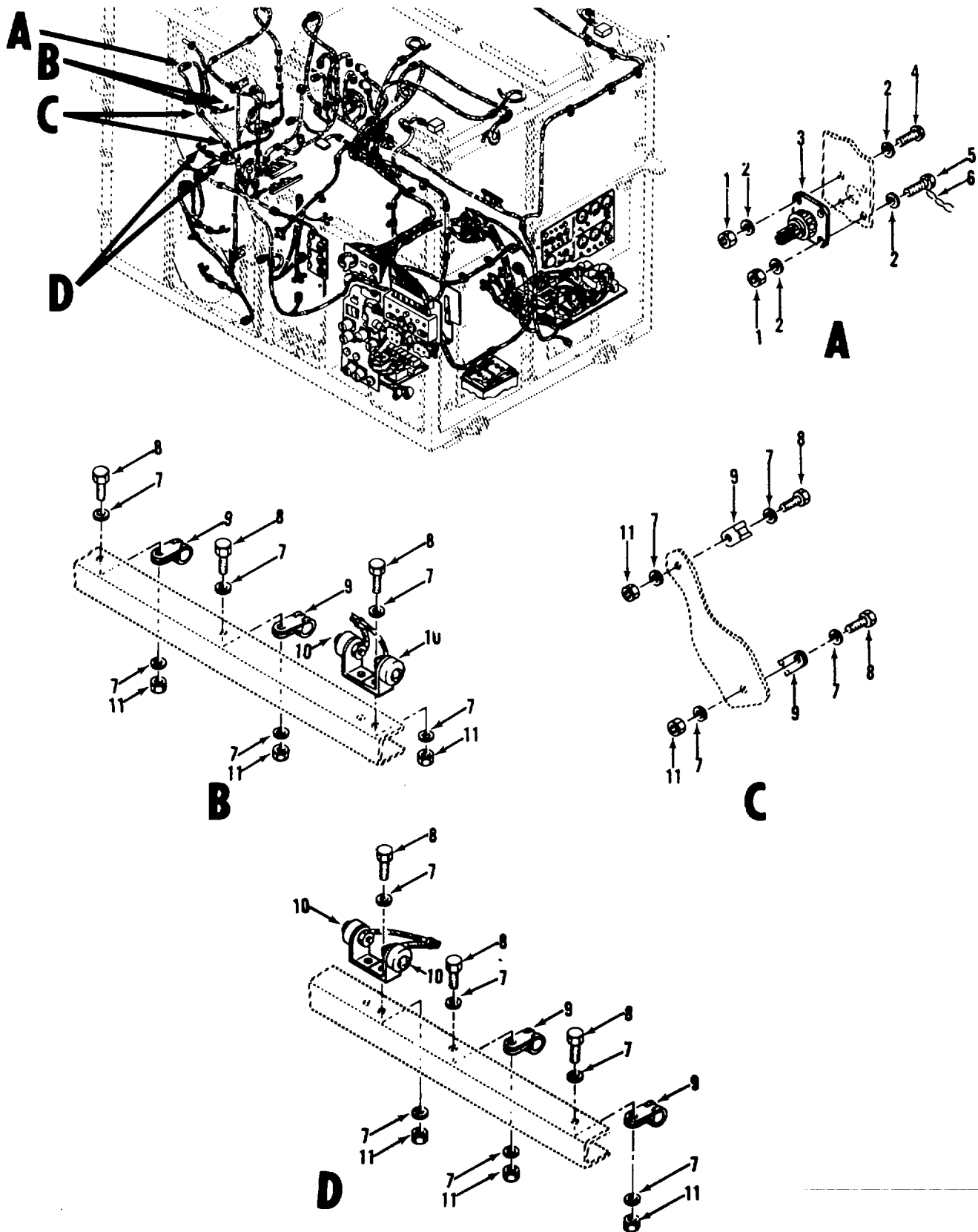
ME 6115-434-20P/23

Figure 23. Power Unit Harness Assemblies, Remote Temperature Sensing Relay, Evaporation Anti-Ice Relay, Air Mixing Chamber Overtemperature Sensor And Clamps



ME 6115-434-20P. 24

Figure 24. Power Unit Harness Assemblies, Air Mixing Chamber Overtemperature Sensor, and Clamps



ME 6115-434-20P. 25

Figure 25. Power Unit Harness Assembly, Return Air Temperature Sensors, and Clamps

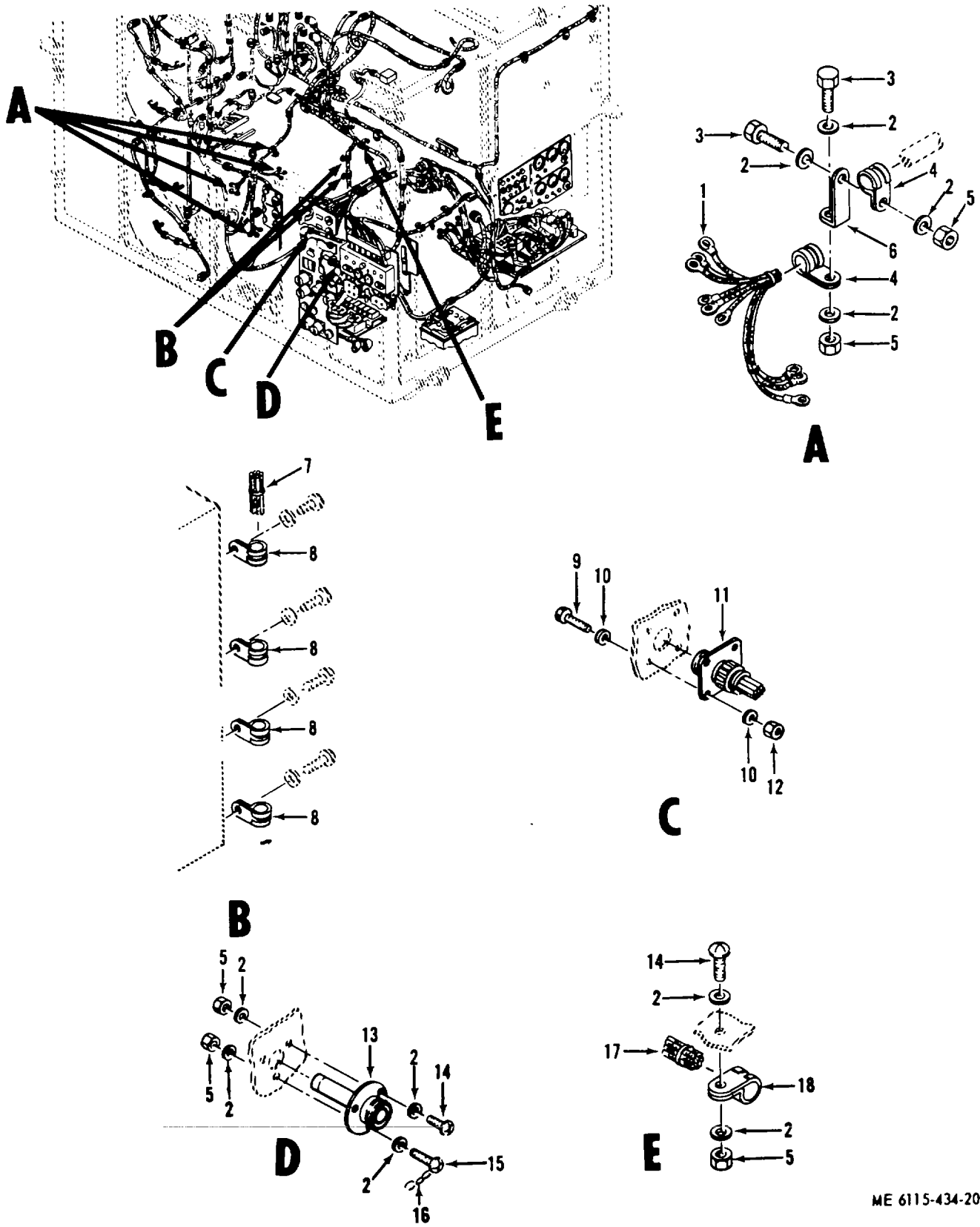
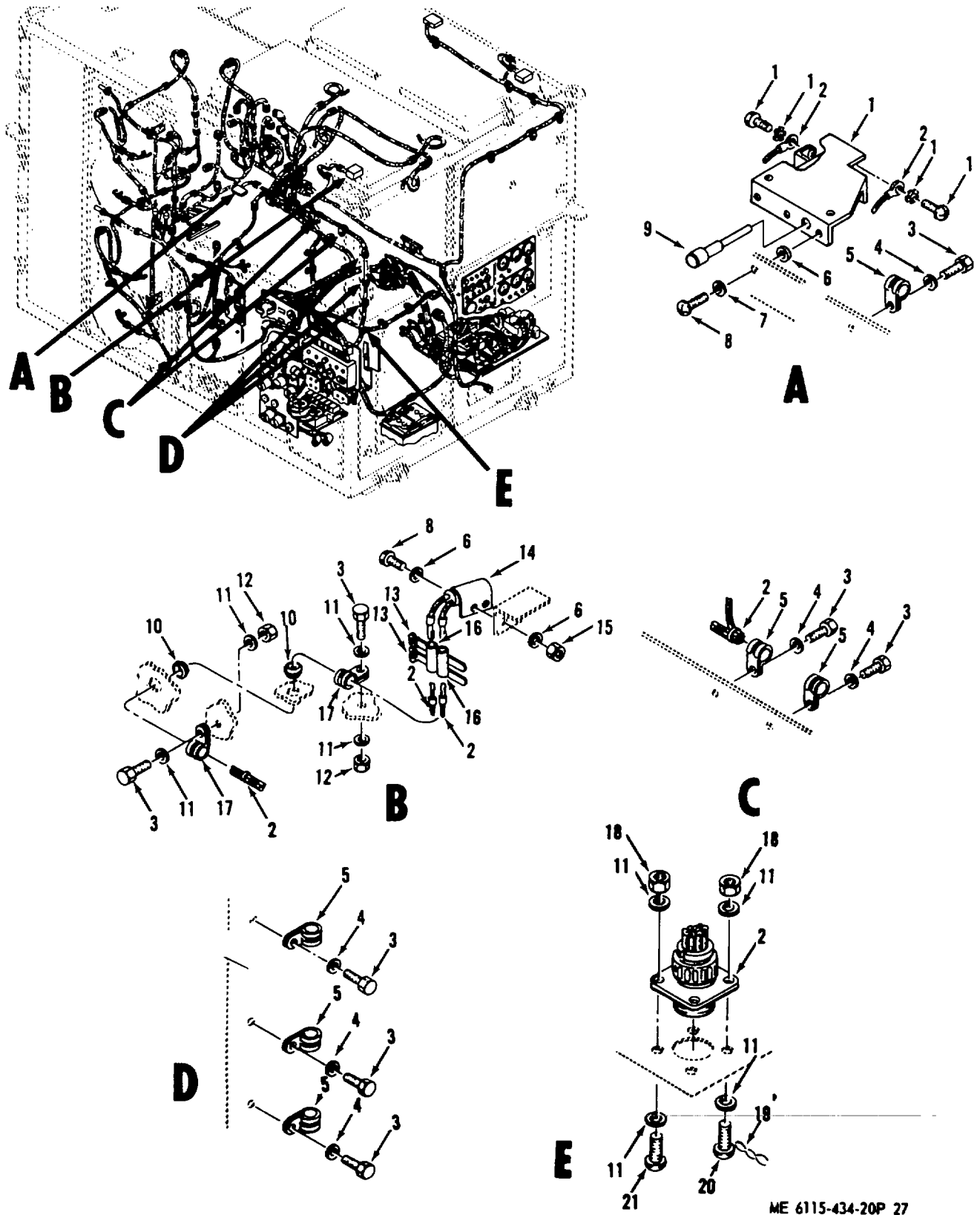


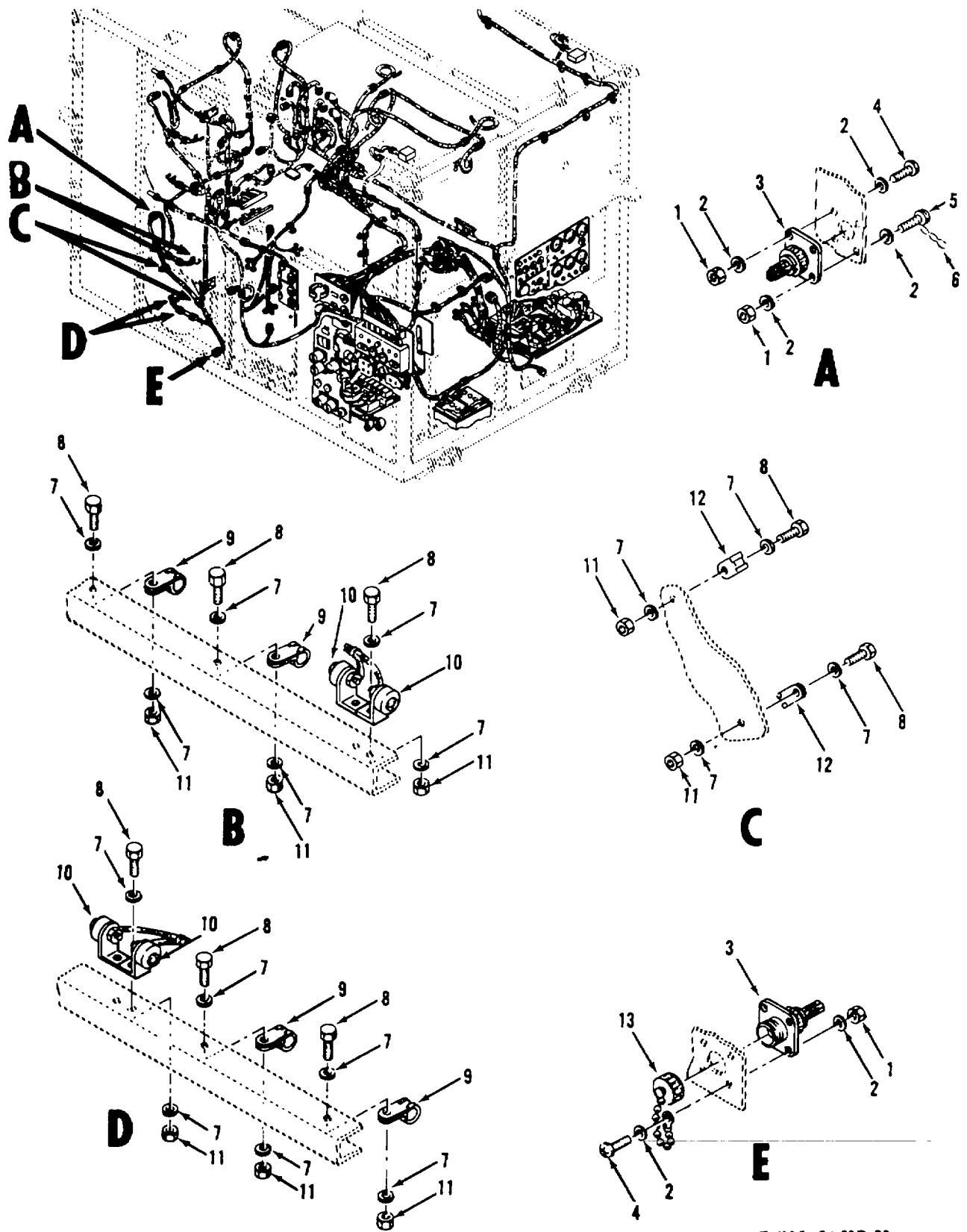
Figure 26. Power Unit Harness Assemblies, Water Compartment
Thermostatic Switch and Clamps

ME 6115-434-20P/26



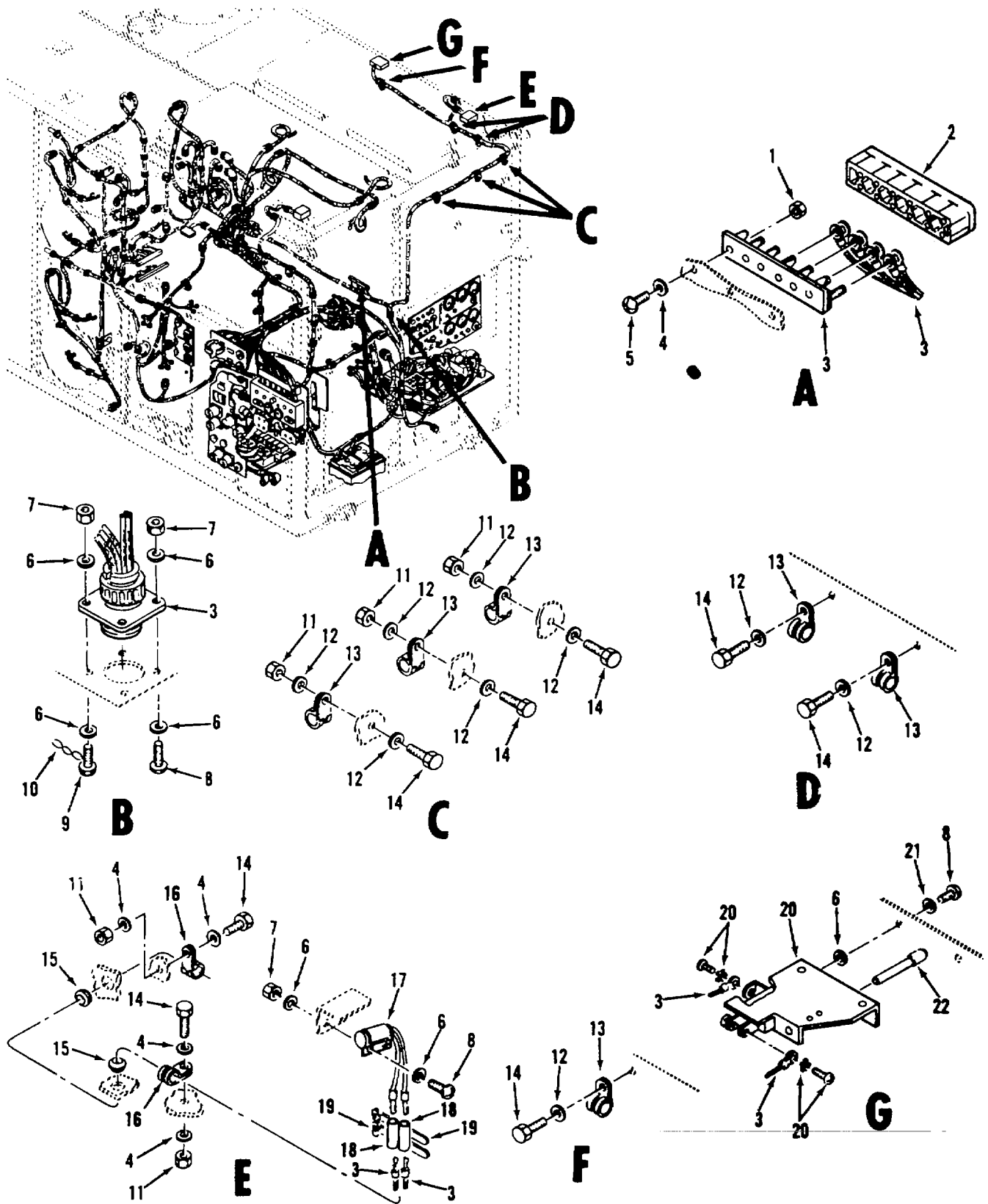
ME 6115-434-20P 27

Figure 27. Power Unit Harness Assemblies, Condenser Air Inlet and Outlet Door Interlock Switches and Clamps



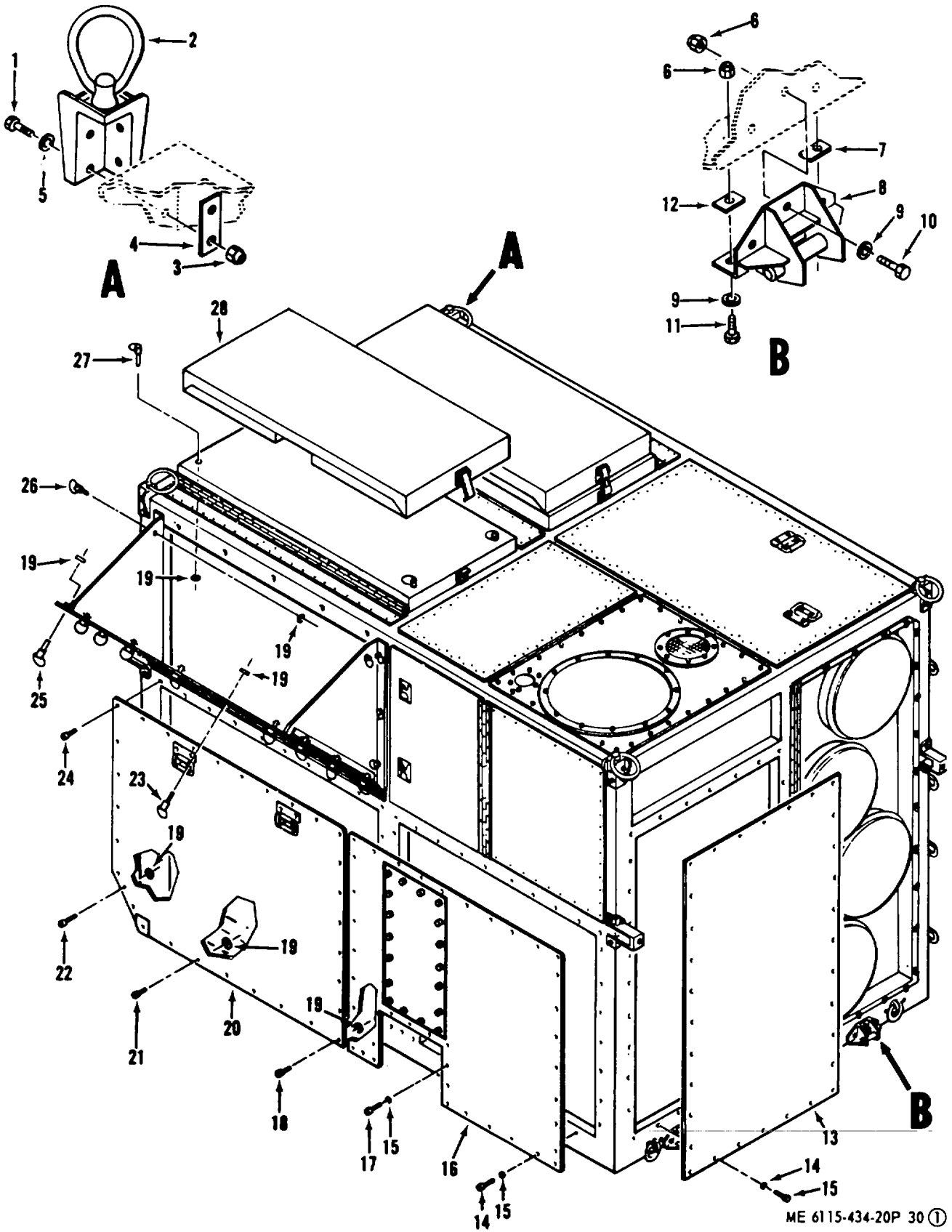
ME 6115-434-20P/28

Figure 28. Power Unit Harness Assemblies, Return Air Temperature Sensors, and Clamps



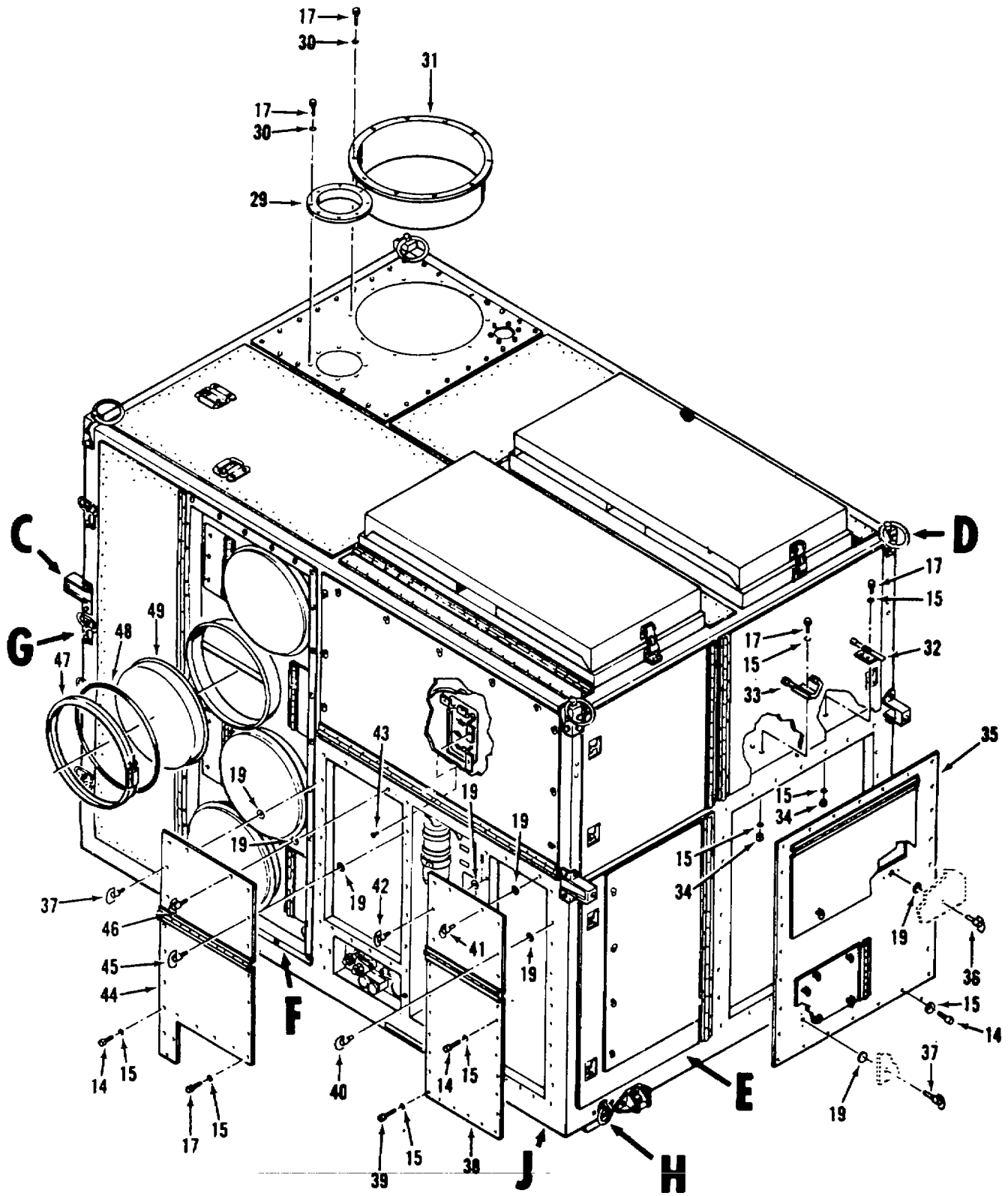
ME 6115-434-20P. 29

Figure 29. Power Unit Harness Assemblies, Condenser Air Inlet and Outlet Door Interlock Switches, and Clamps



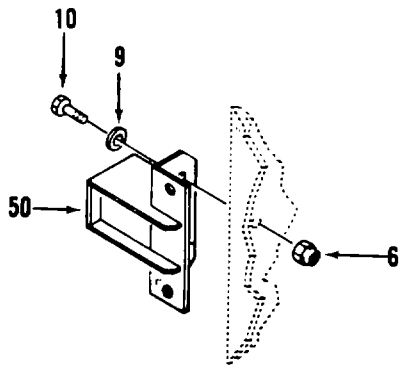
ME 6115-434-20P 30 ①

Figure 30. Enclosure Panels and Doors (Sheet 1 of 4)

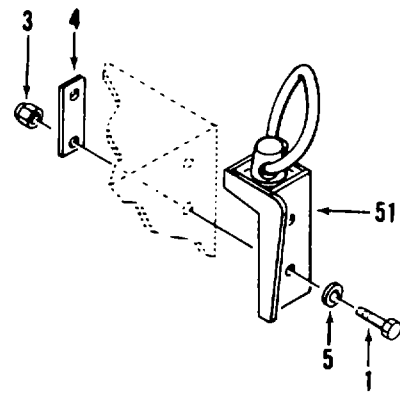


ME 6115-434-20P/30 (2)

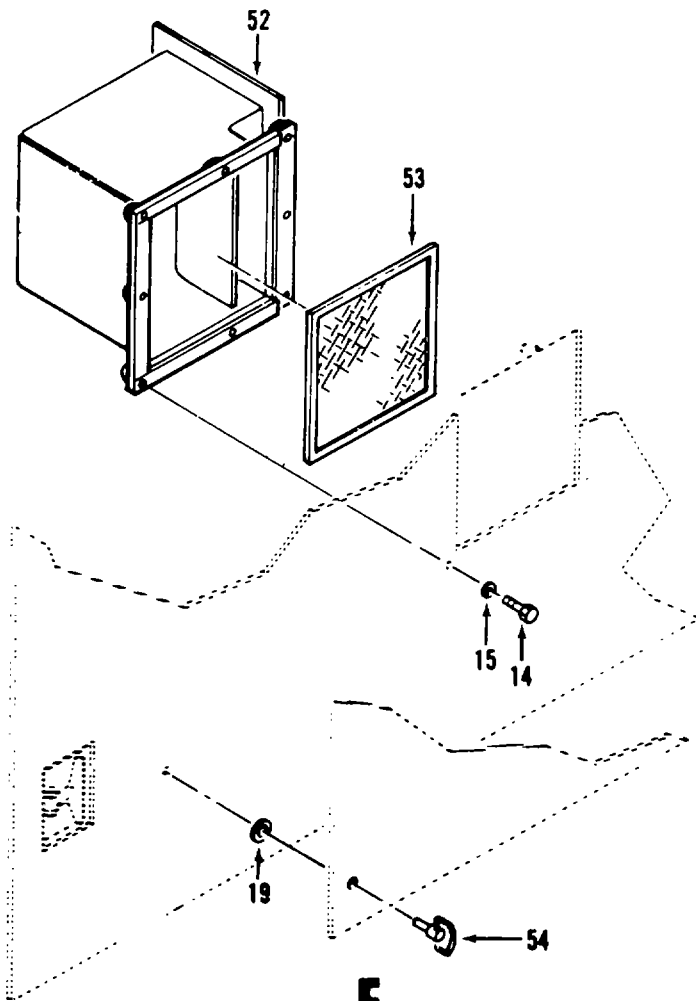
Figure 30. Enclosure Panels and Doors (Sheet 2 of 4)



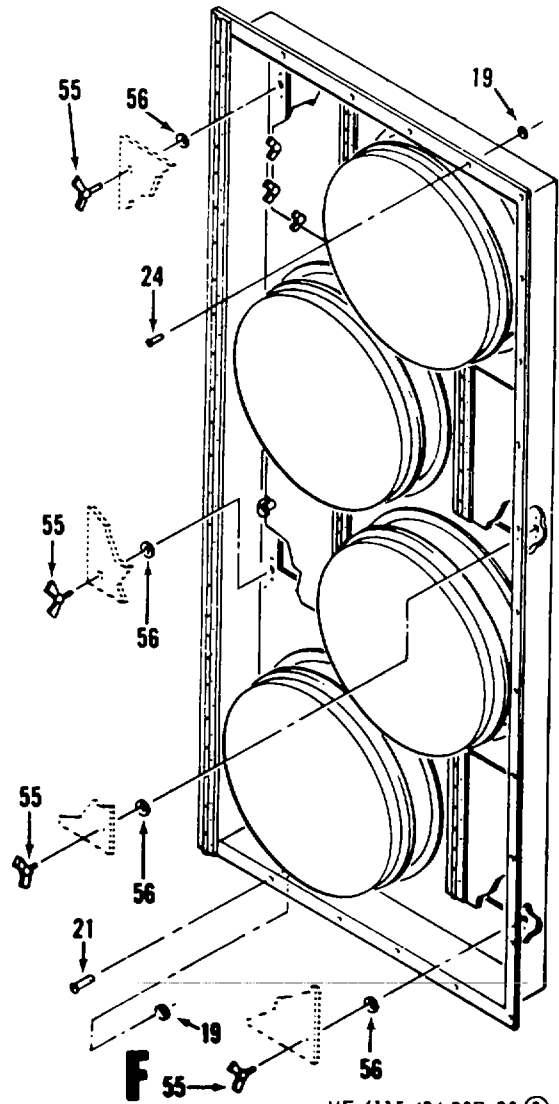
C



D



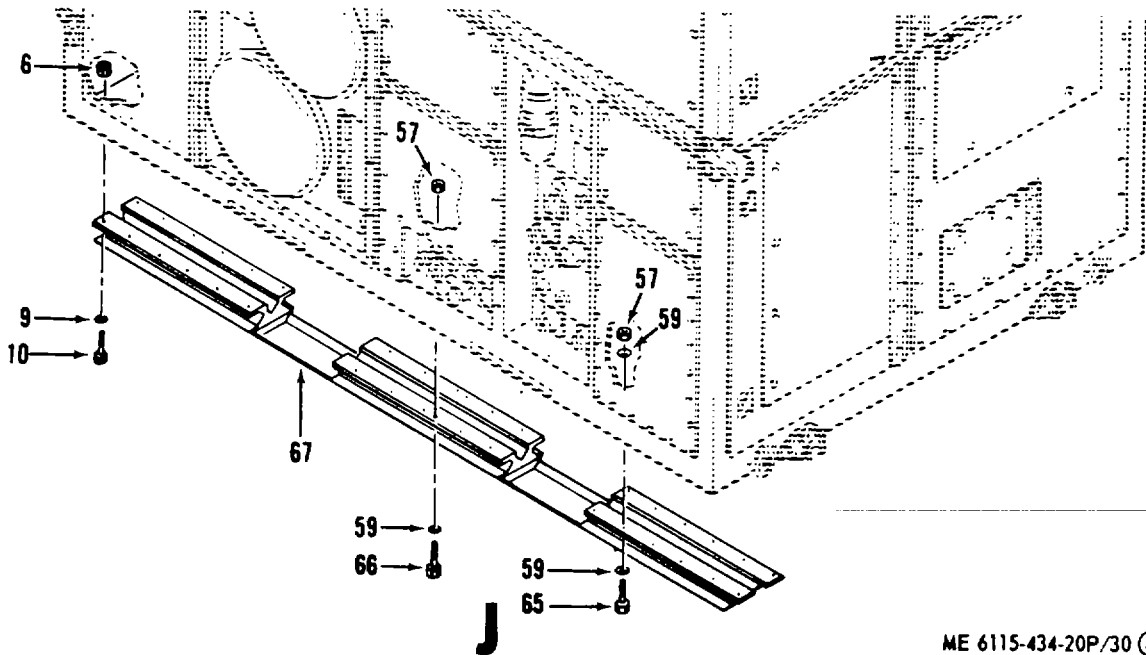
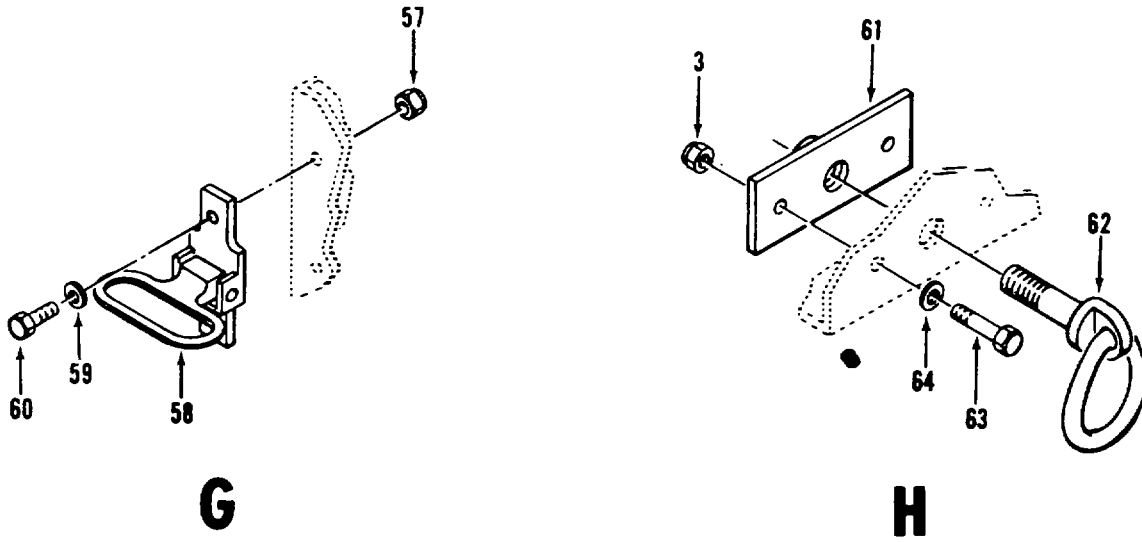
E



F

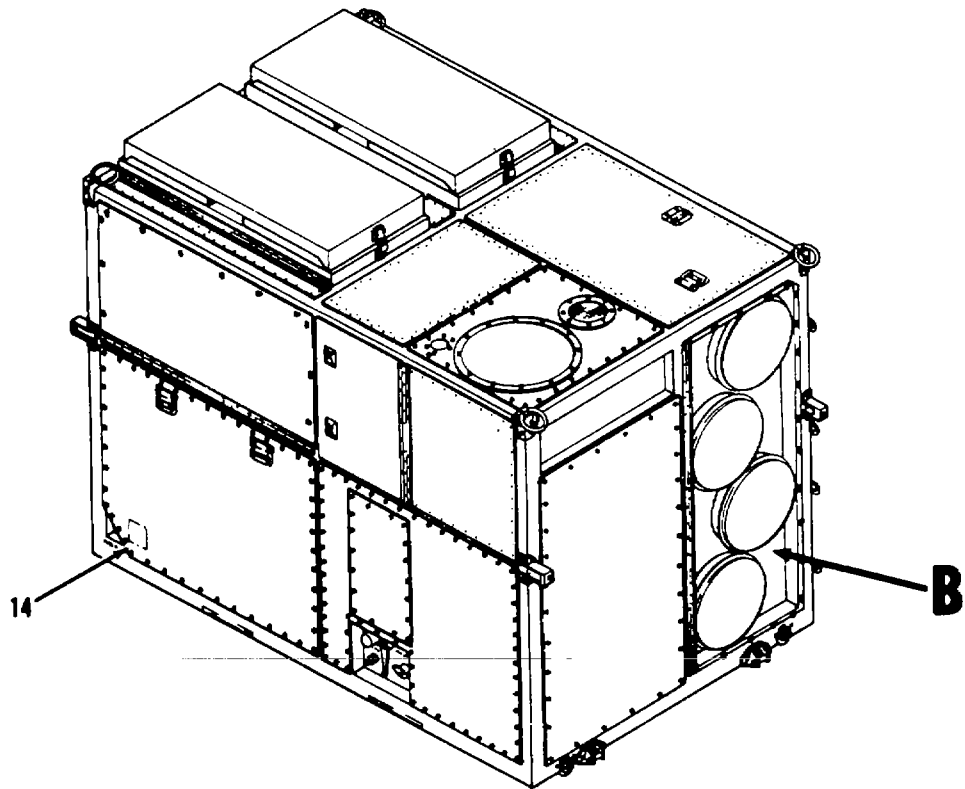
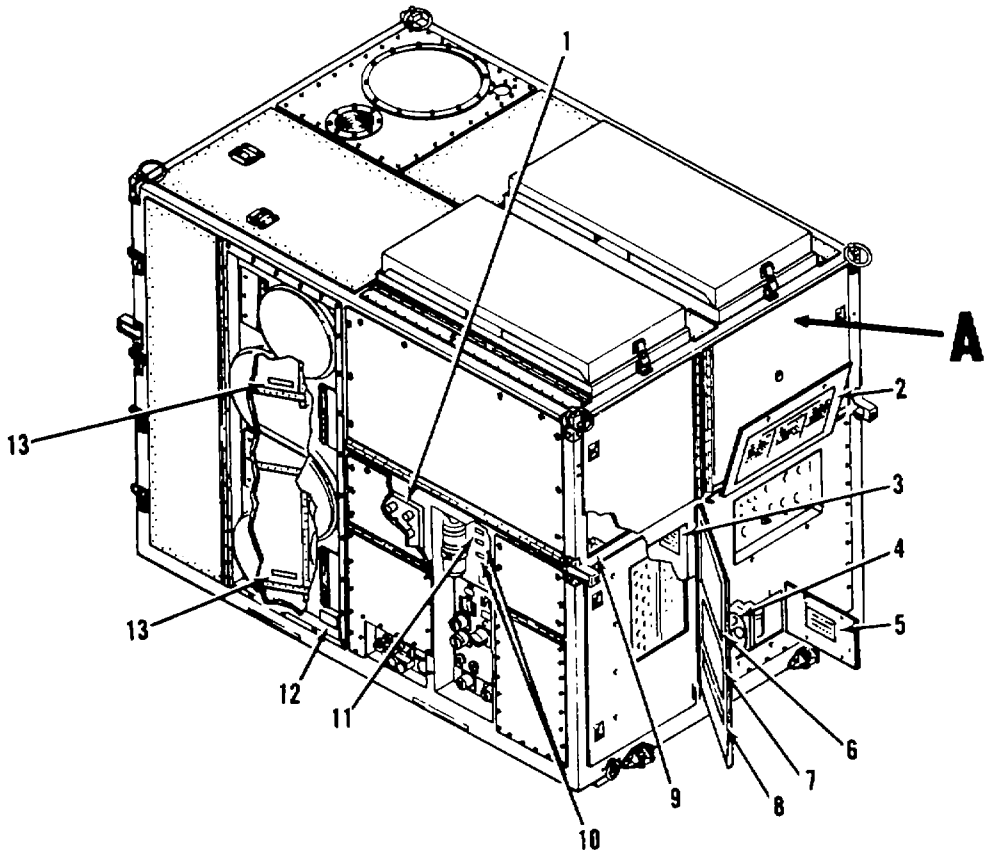
ME 6115-434-20P. 30 ③

Figure 30. Enclosure Panels and Doors (Sheet 3 of 4)



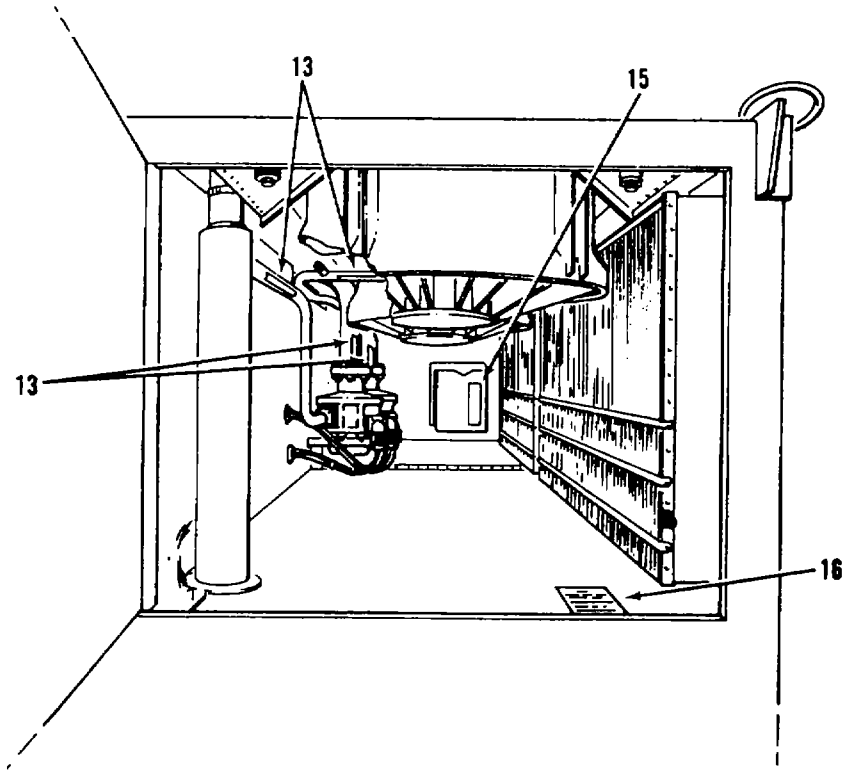
ME 6115-434-20P/30 ④

Figure 30. Enclosure Panels and Doors (Sheet 4 of 4)

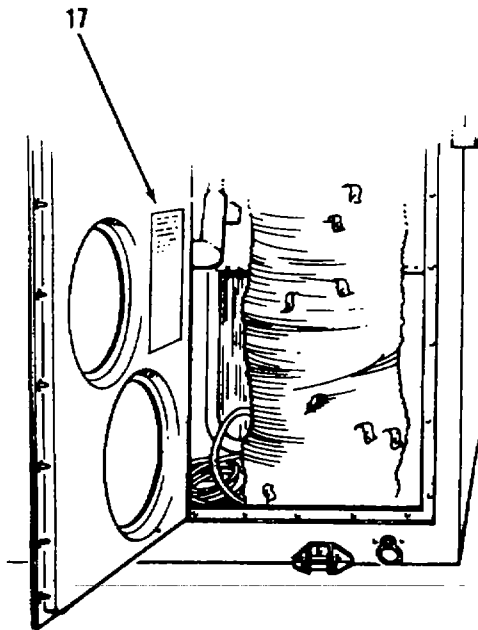


ME 6115-434-20P, 31 ①

Figure 31. Data Plates and Labels (Sheet 1 of 2)
123



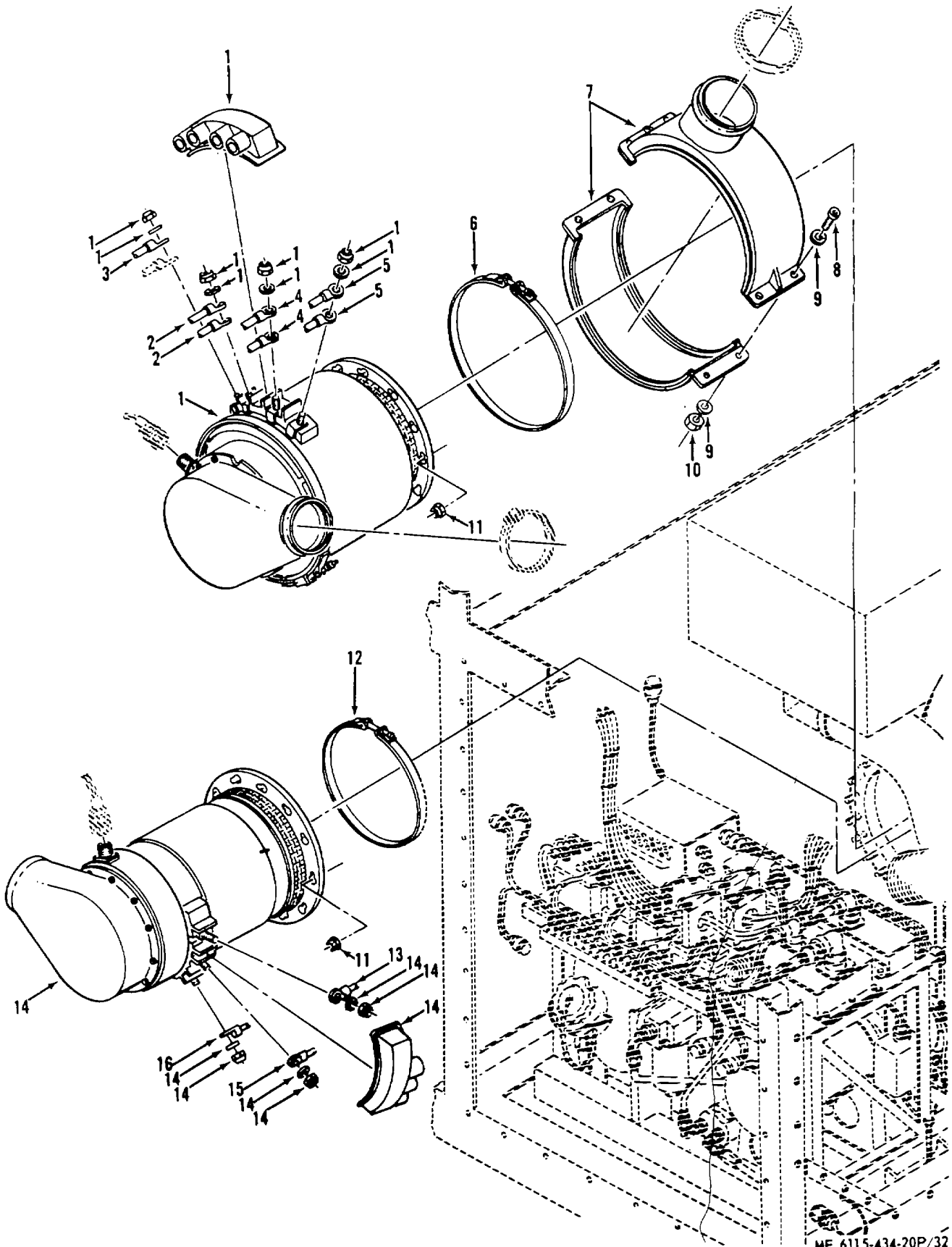
A



B

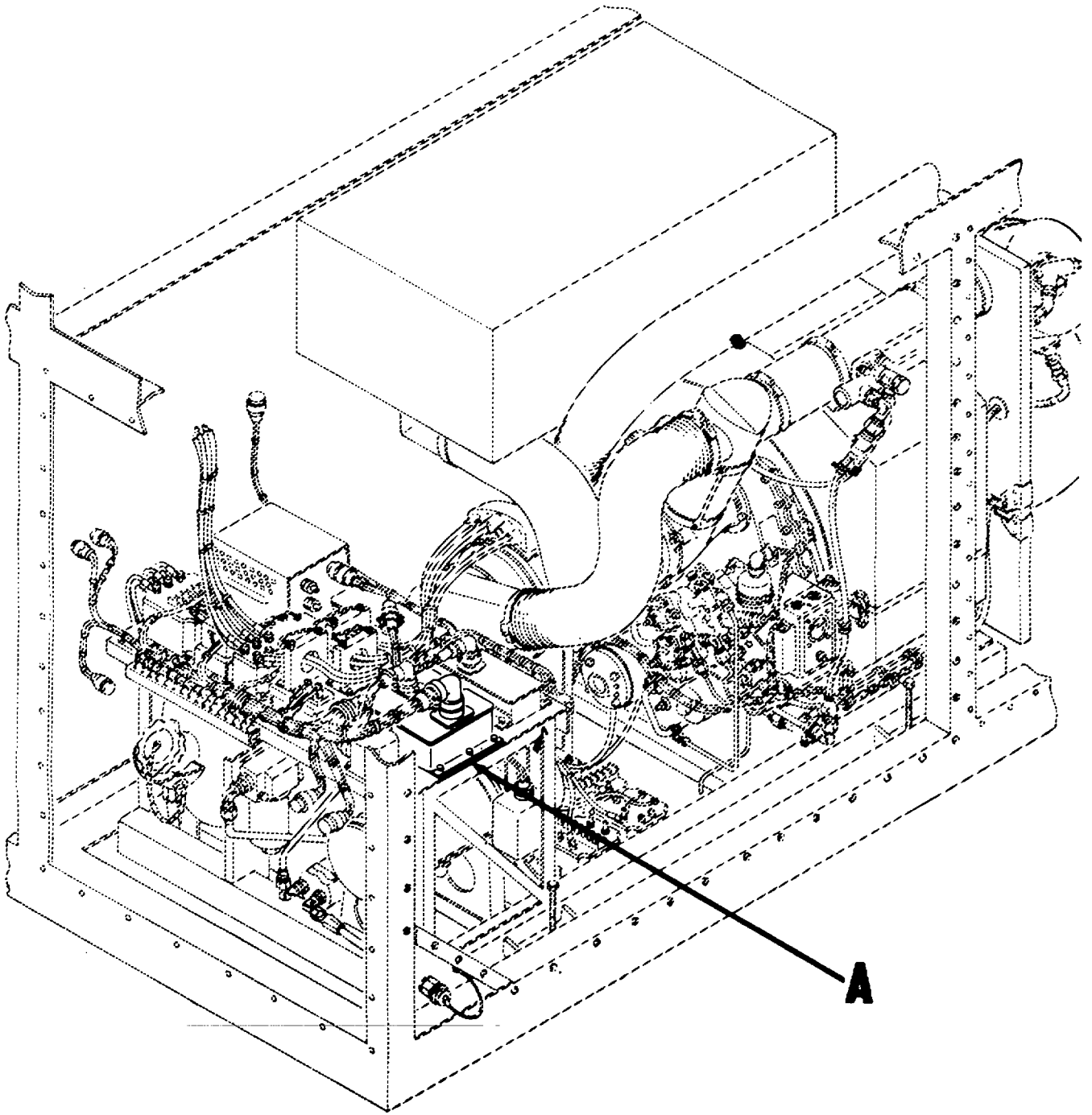
ME 6115-434-20P. 31 ②

Figure 31. Data Plates and Labels (Sheet 2 of 2)



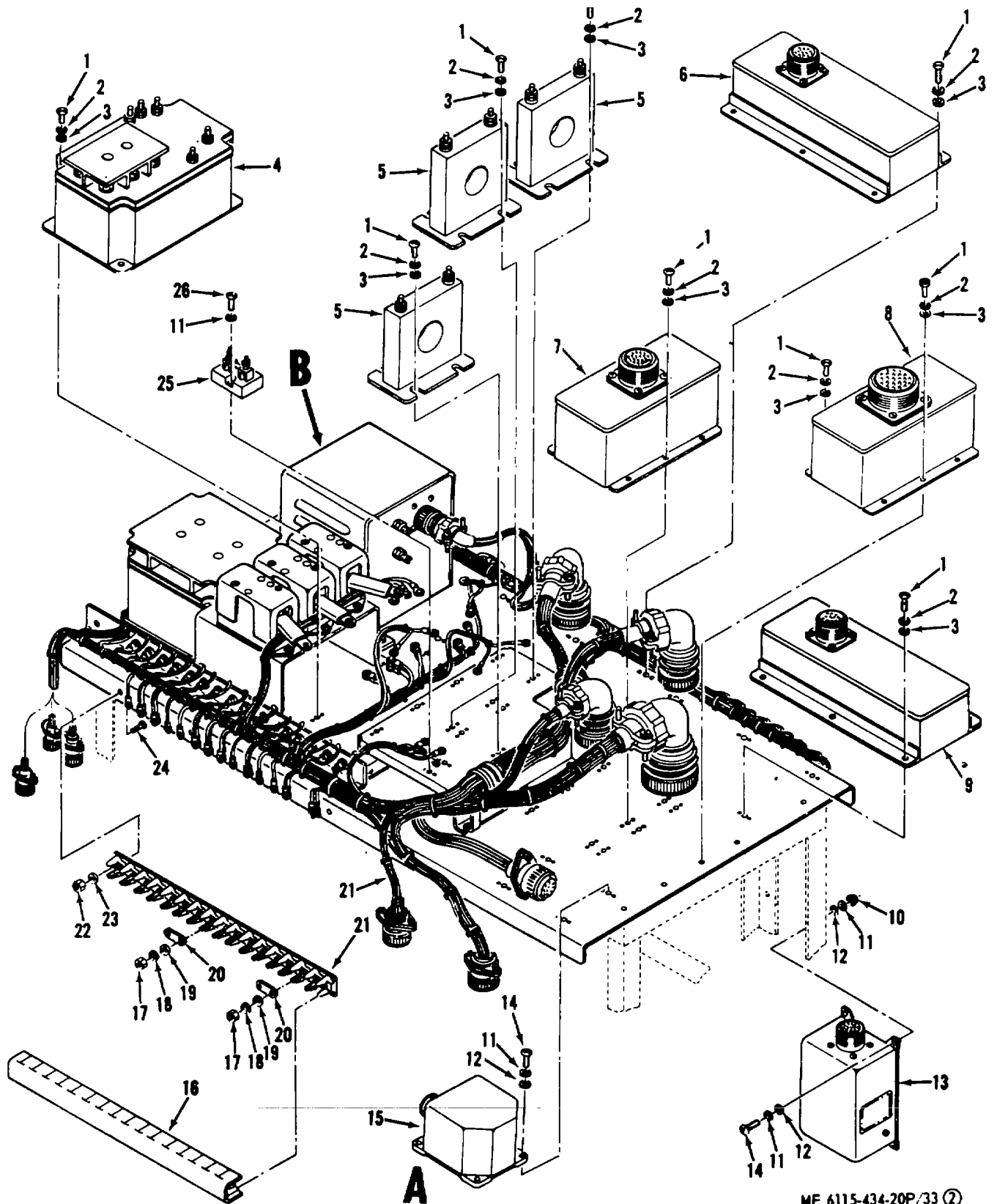
ME 6115-434-20P/32

Figure 32. 60 Hz and 400 Hz Generators



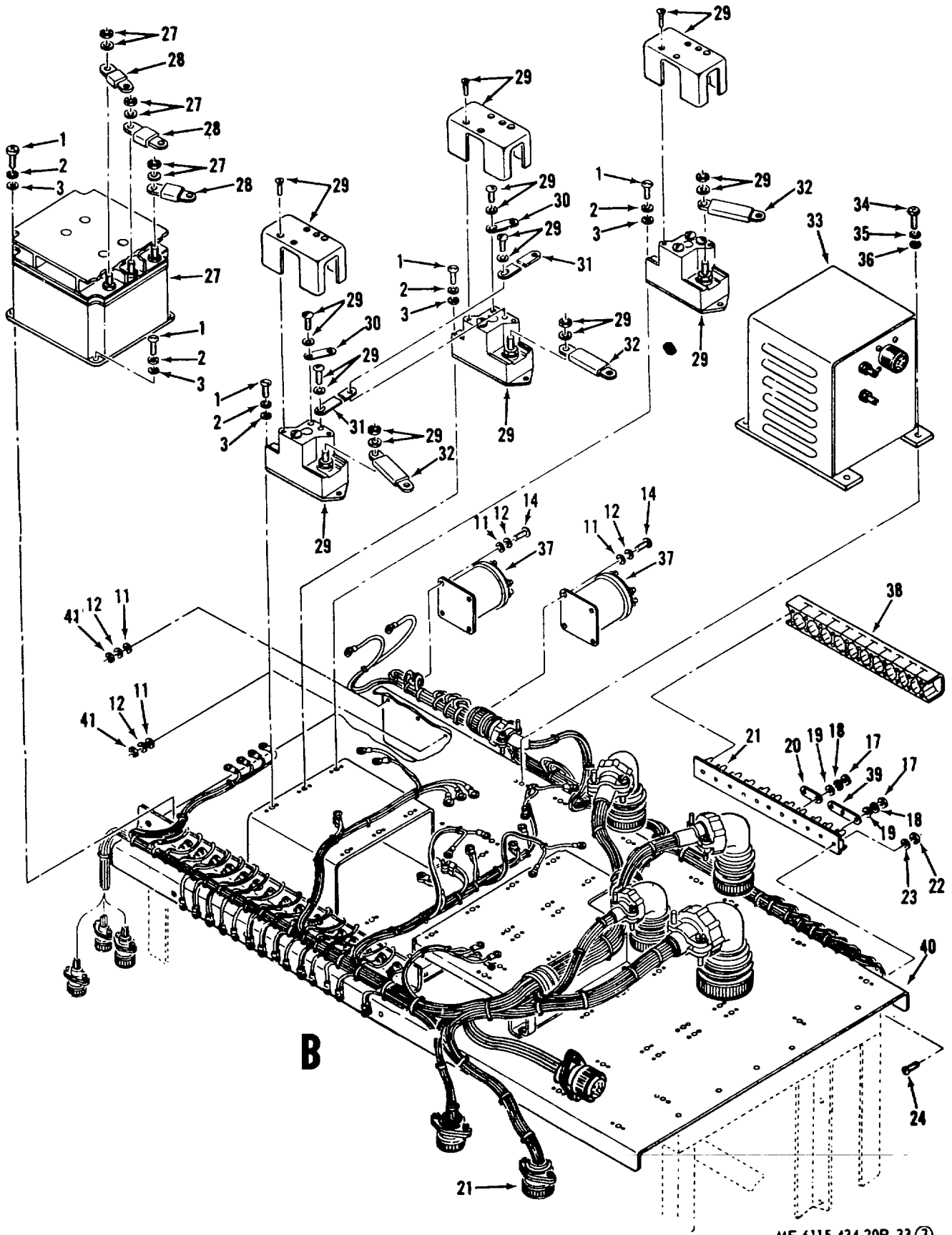
ME 6115-434-20P/33 ①

Figure 33. Upper Rack Assembly (Sheet 1 of 3)



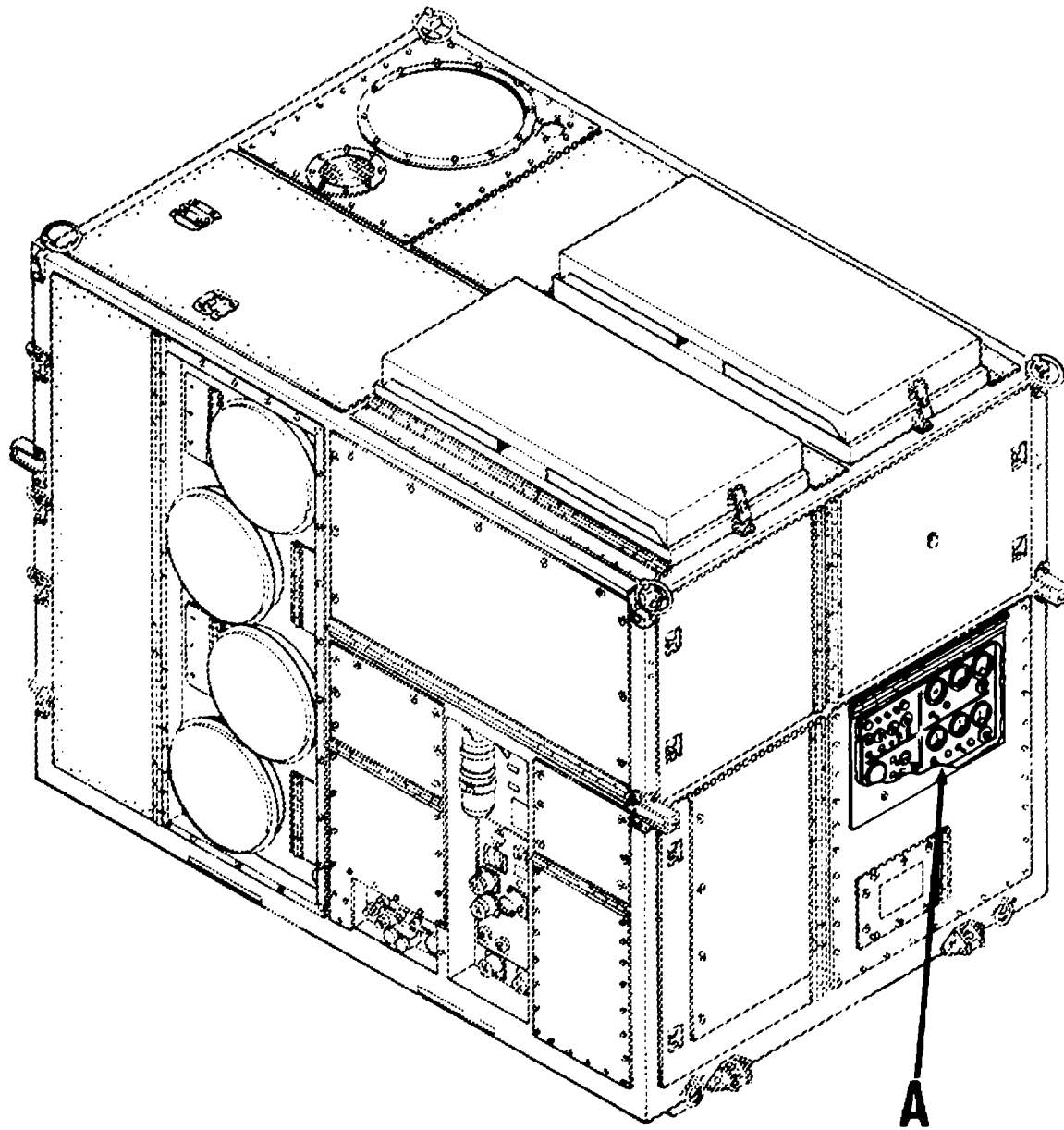
ME 6115-434-20P/33 ②

Figure 33. Upper Rack Assembly (Sheet 2 of 3)



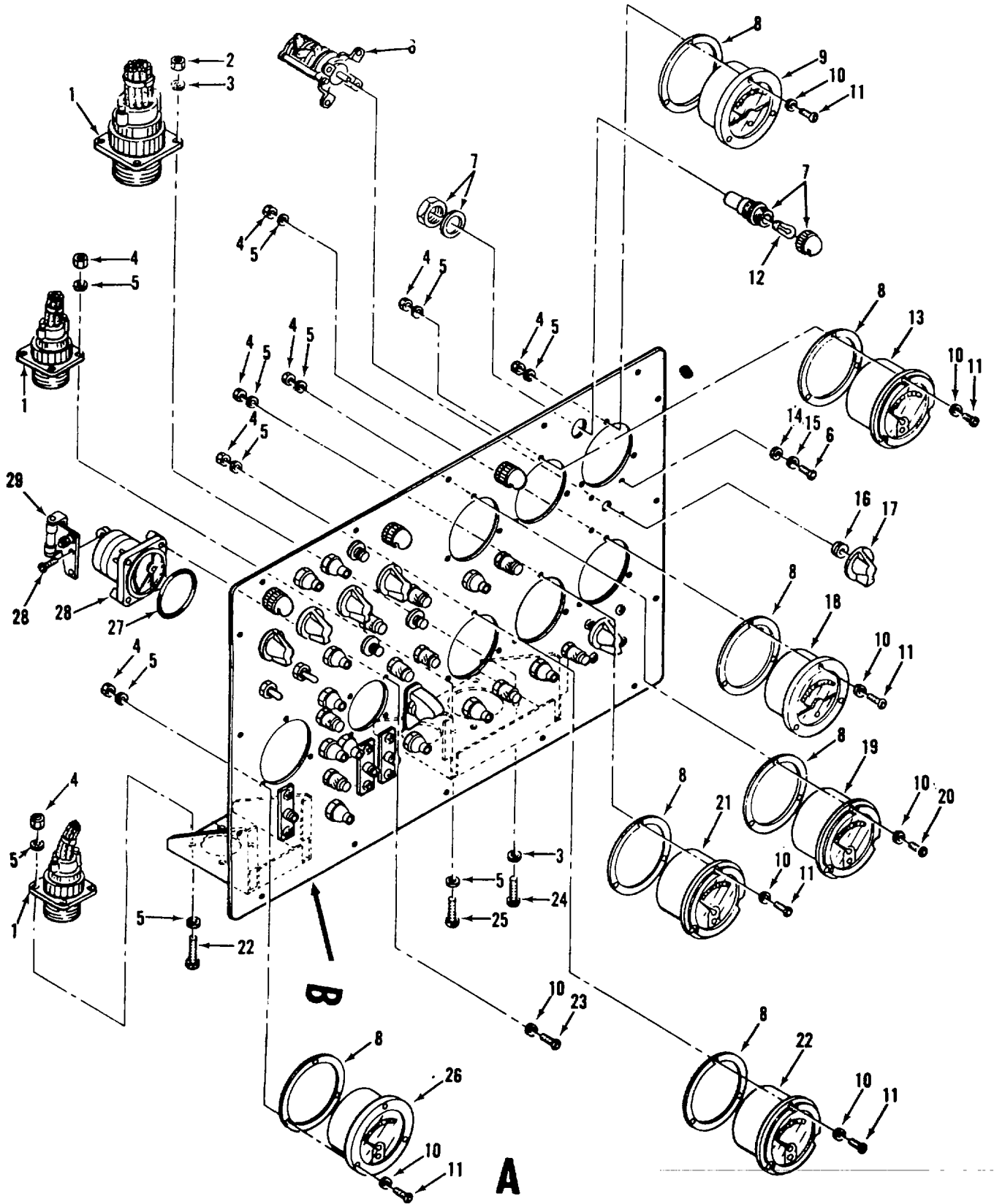
ME 6115-434-20P. 33 ③

Figure 33. Upper Rack Assembly (Sheet 3 of 3)



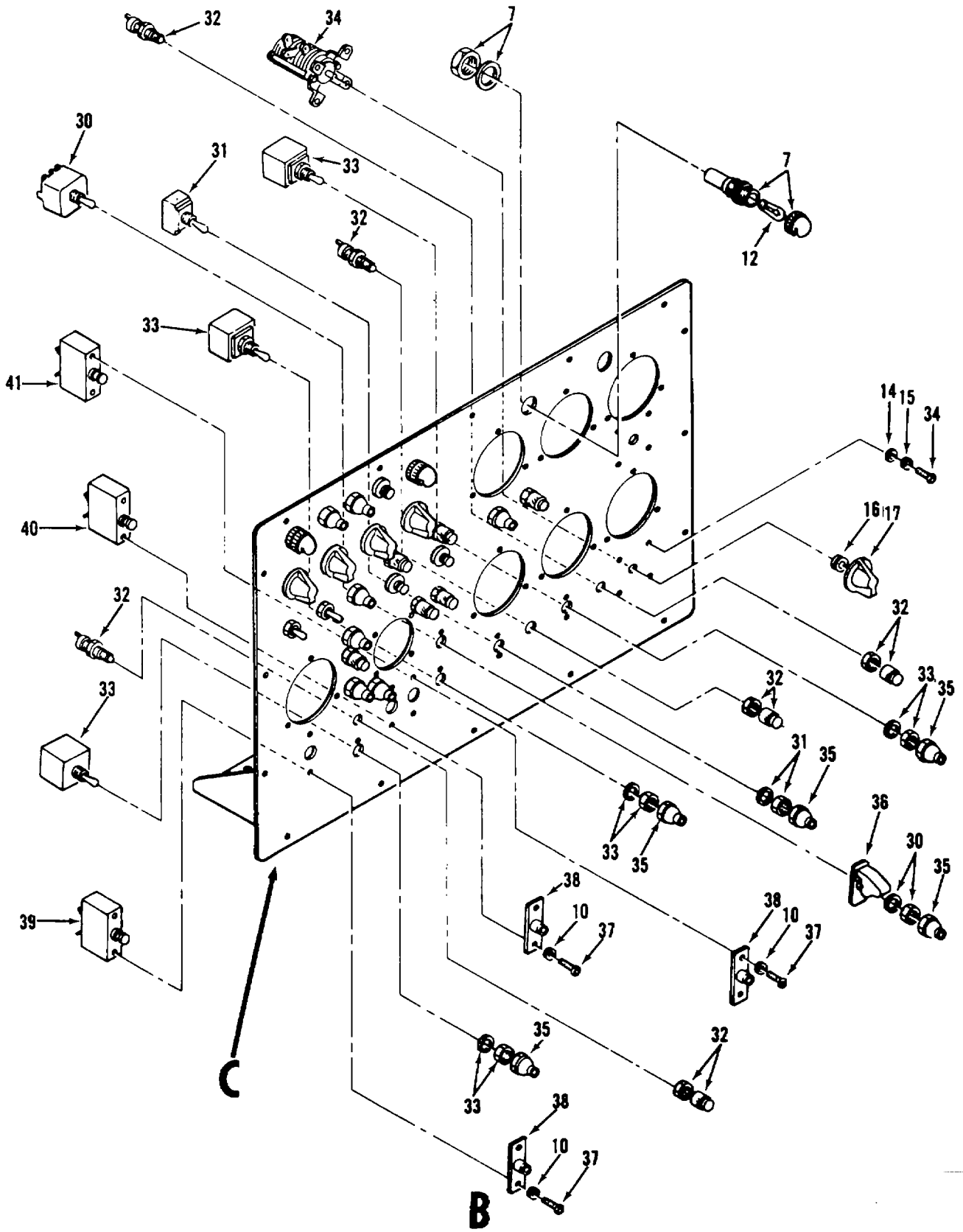
ME 6115-434-20P/34 ①

Figure 34. Instrument Panel Assembly (Sheet 1 of 5)



ME 61i5-434-20P, 34 ②

Figure 34. Instrument Panel Assembly (Sheet 2 of 5)
130



ME 6115-434-20P/34 ③

Figure 34. Instrument Panel Assembly (Sheet 3 of 5)

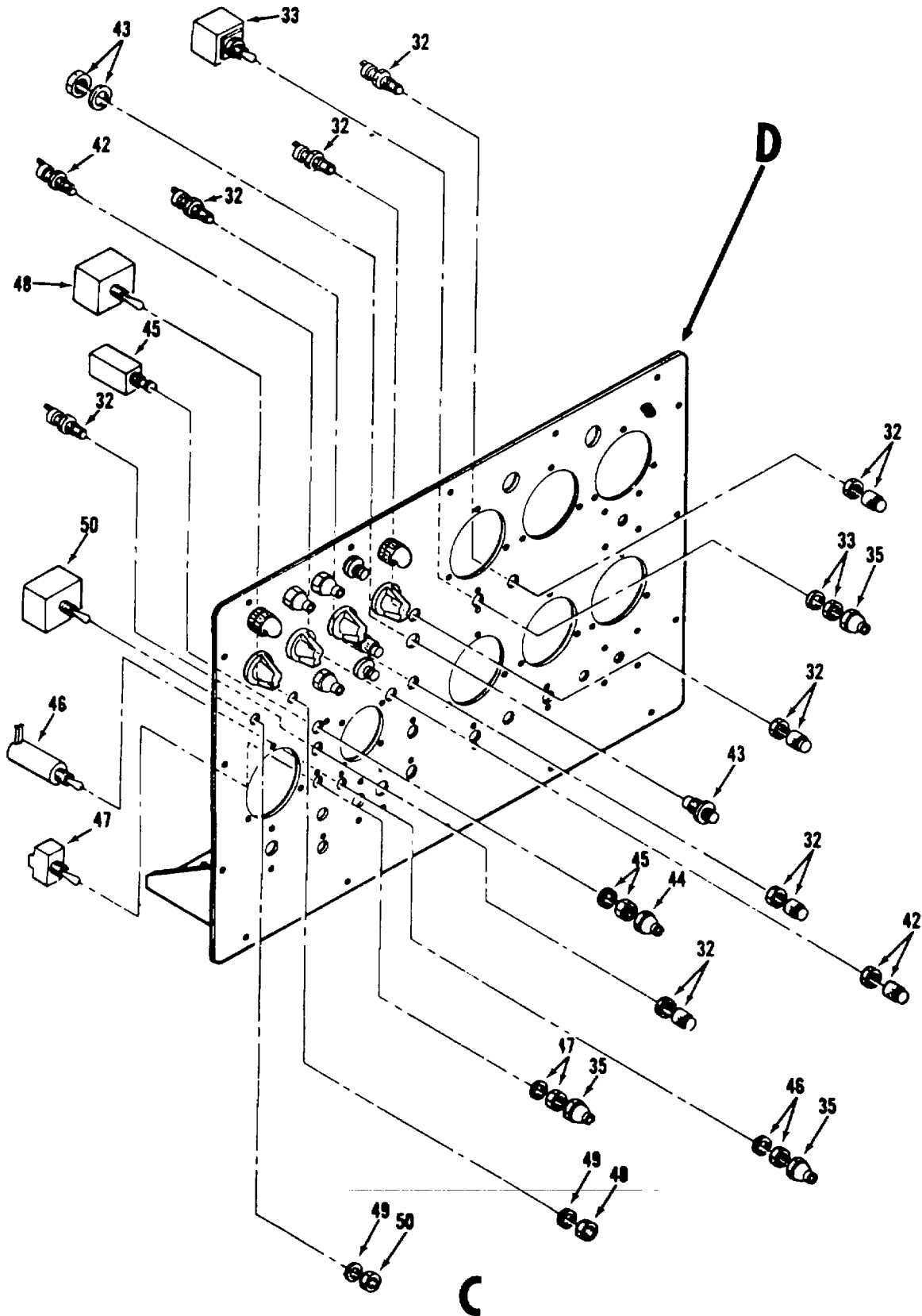


Figure 34. Instrument Panel Assembly (Sheet 4 of 5)

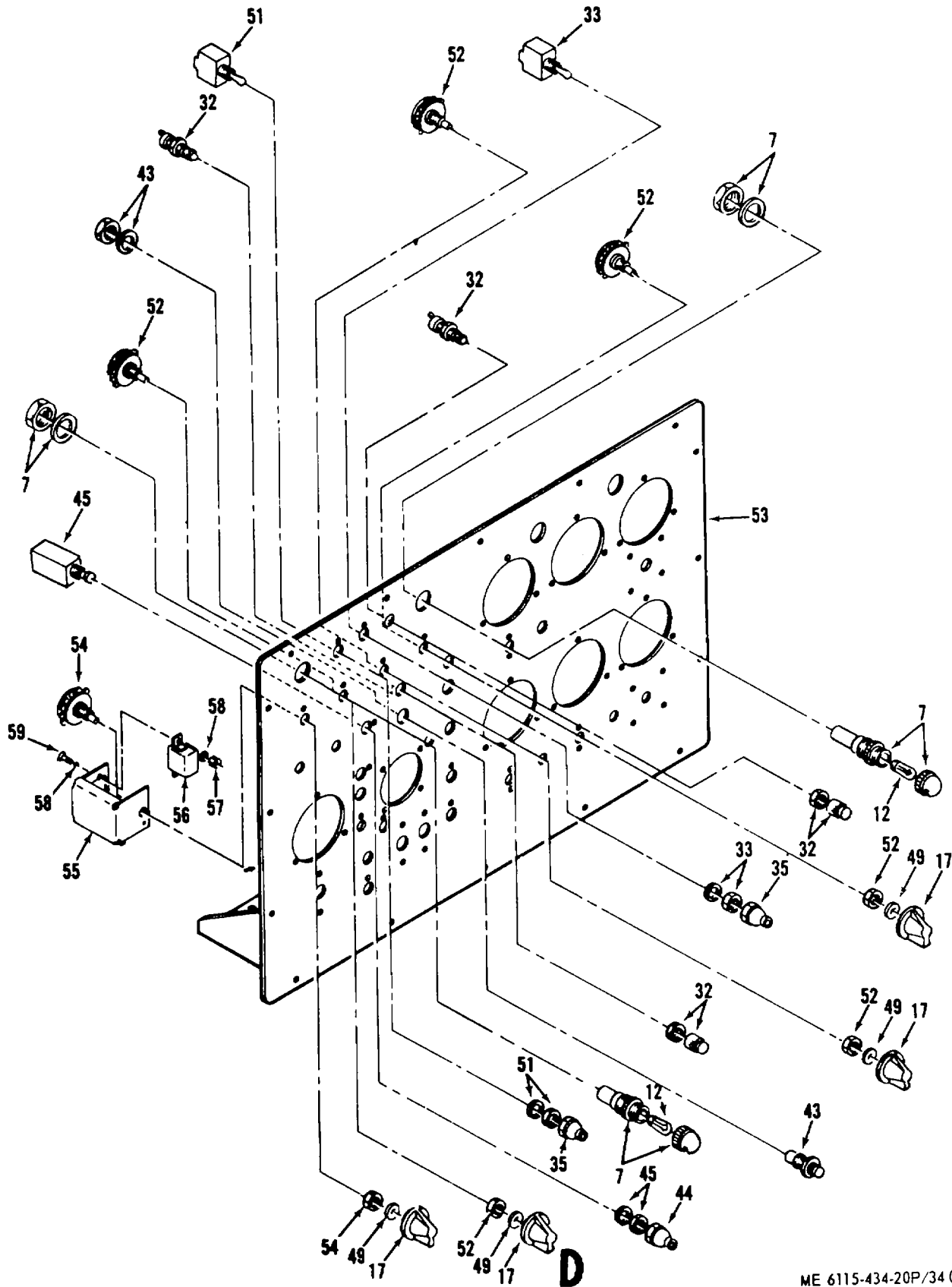
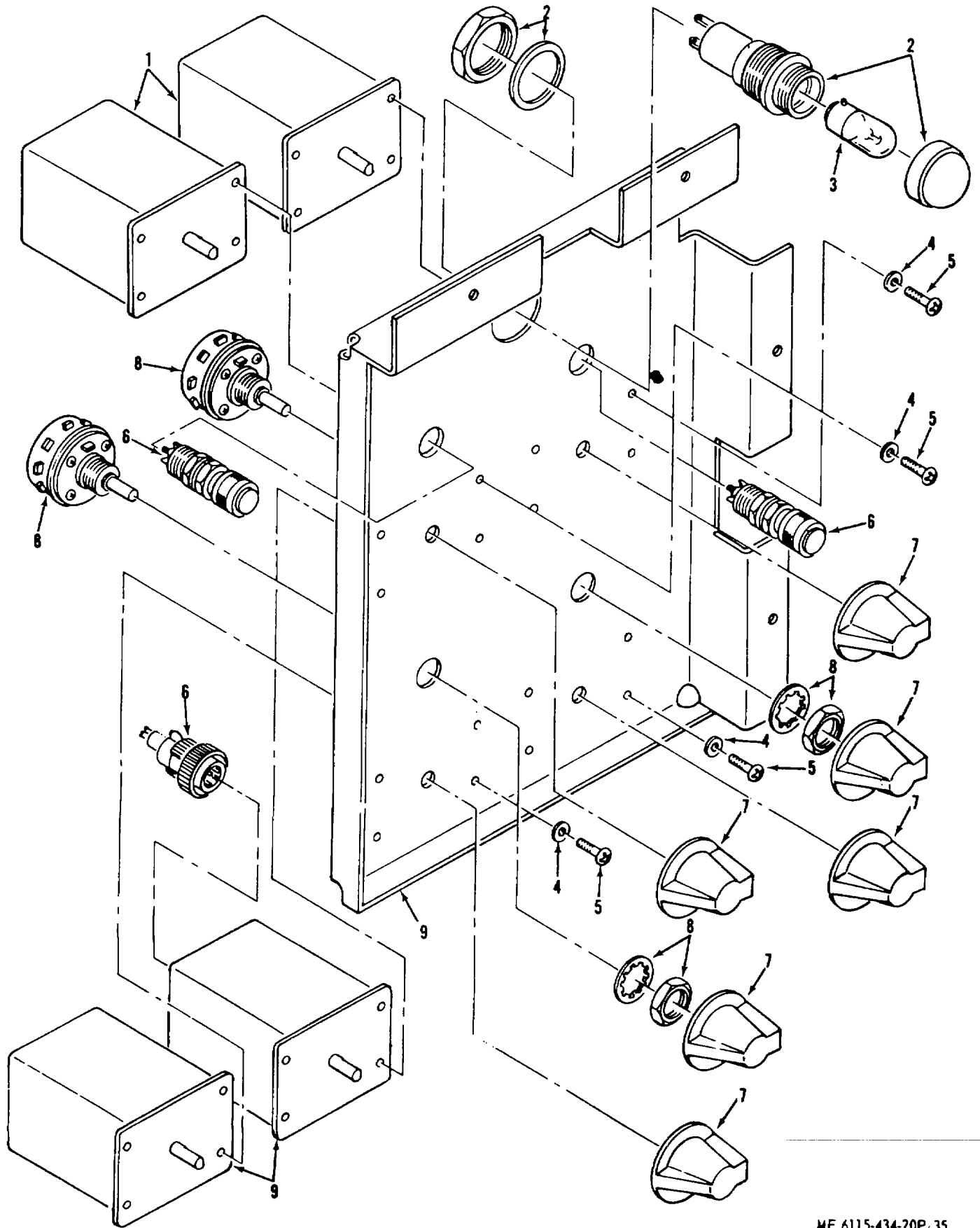
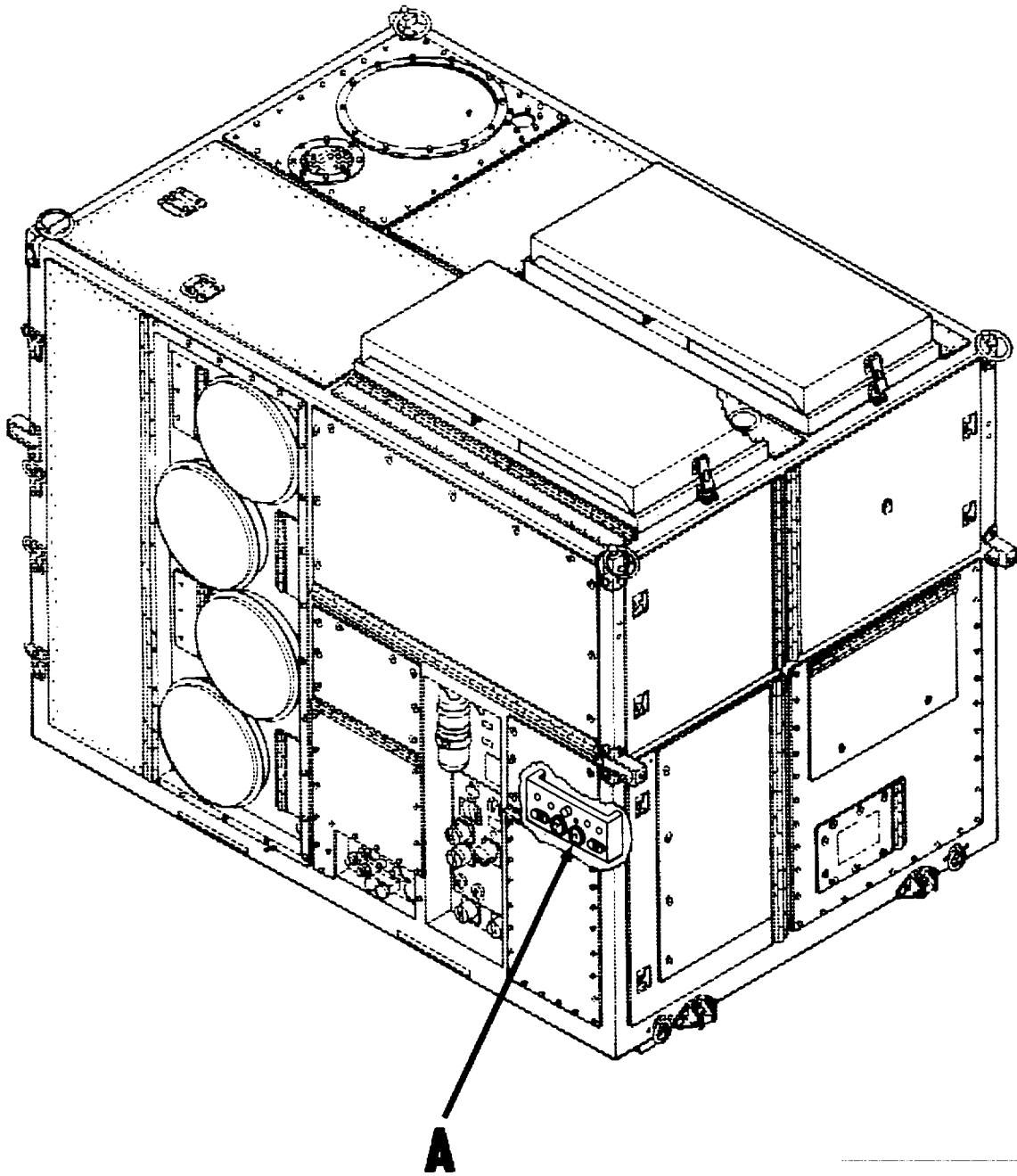


Figure 34. Instrument Panel Assembly (Sheet 5 of 5)



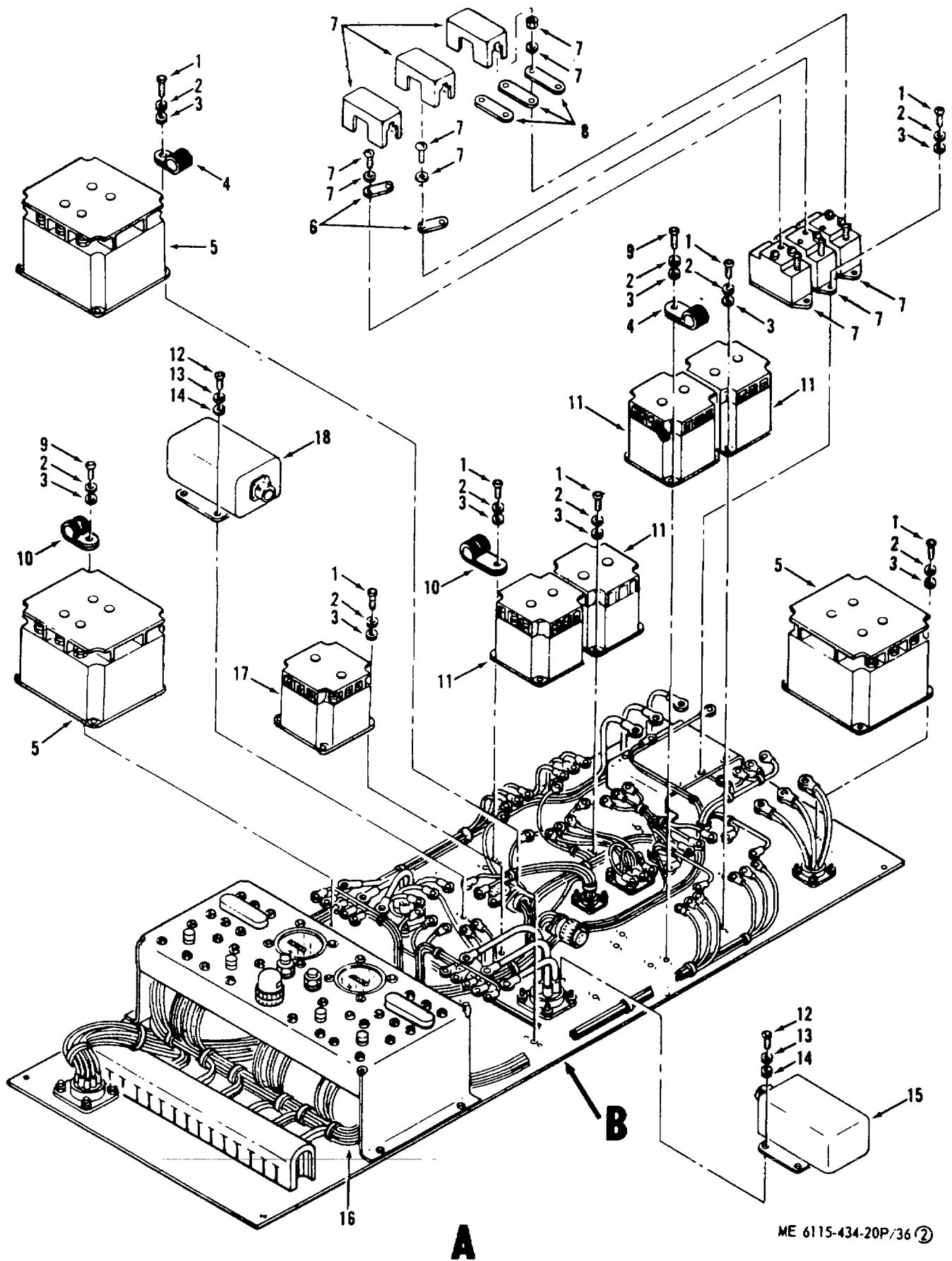
ME 6115-434-20P, 35

Figure 35. Temperature Control Panel Assembly
134



ME 6115-434-20P/36 ①

Figure 36. Conditioned Air System Circuit Breakers and Control Panel Assembly (Sheet 1 of 4)



ME 6115-434-20P/36 ②

Figure 36. Conditioned Air System Circuit Breakers and Control Panel Assembly (Sheet 2 of 4)

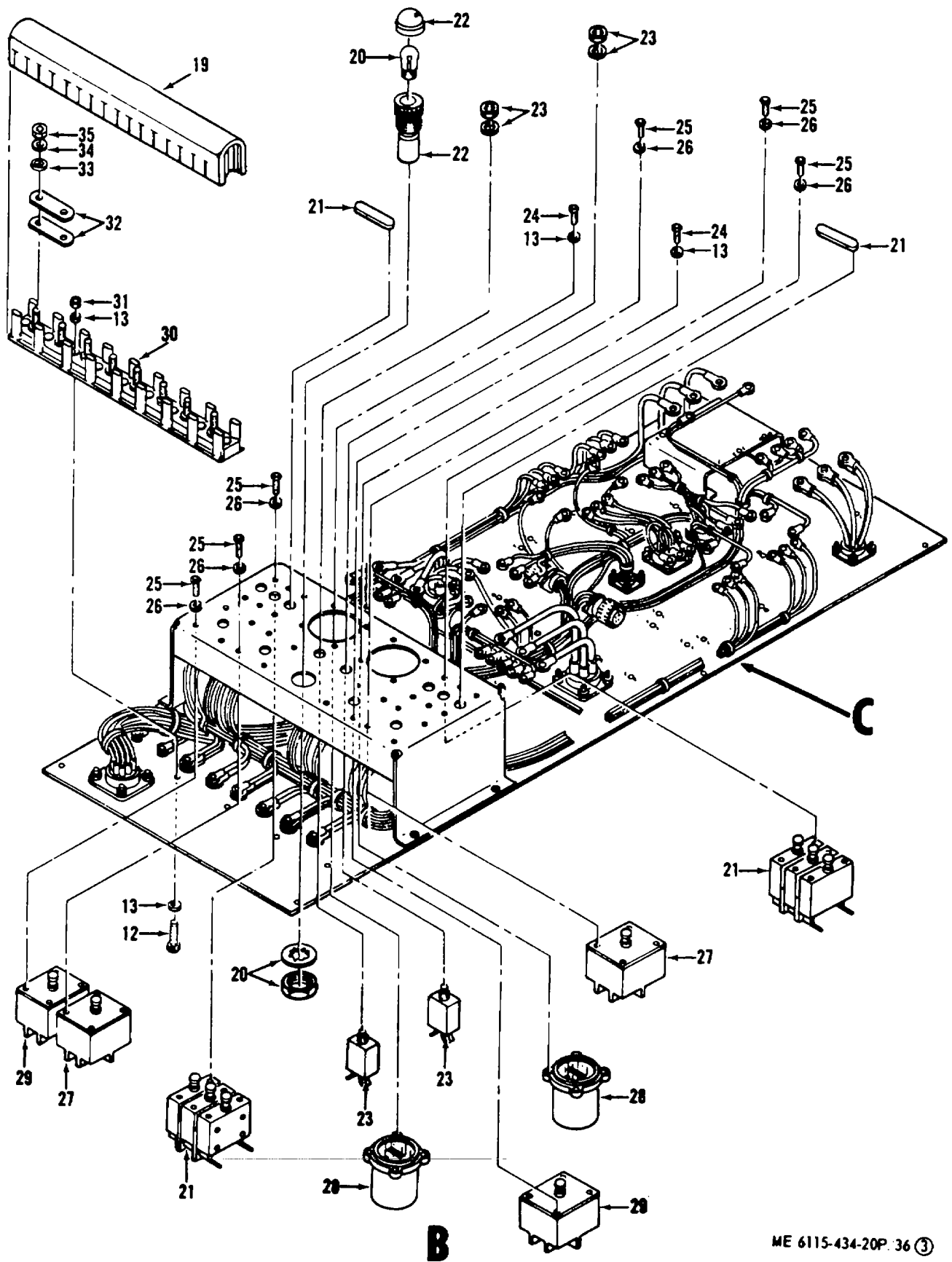


Figure 36. Conditioned Air System Circuit Breakers and Control Panel Assembly (Sheet 3 of 4).

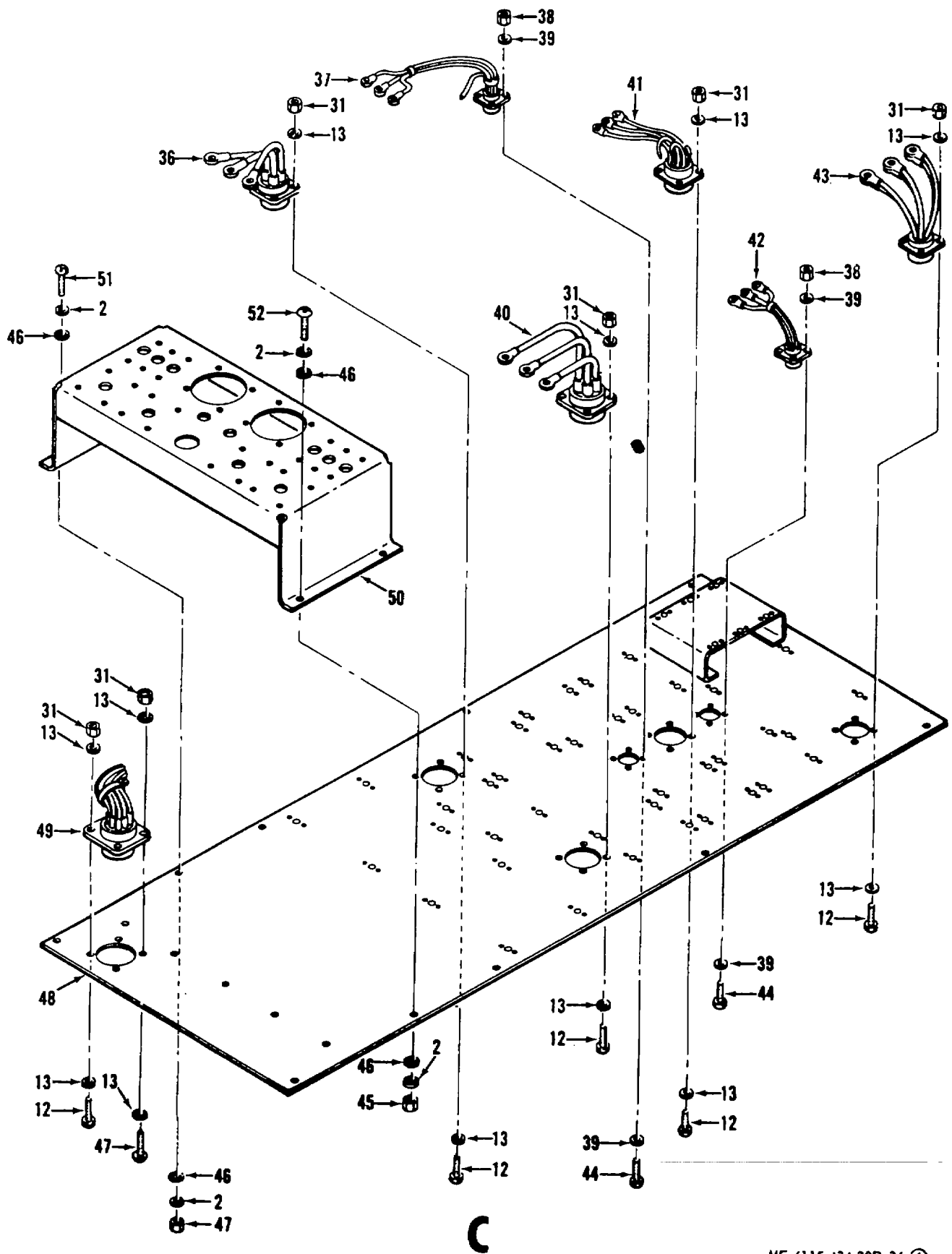


Figure 36. Conditioned Air System Circuit Breakers and Control Panel Assembly (Sheet 4 of 4).

ME 6115-434-20P 36 ④

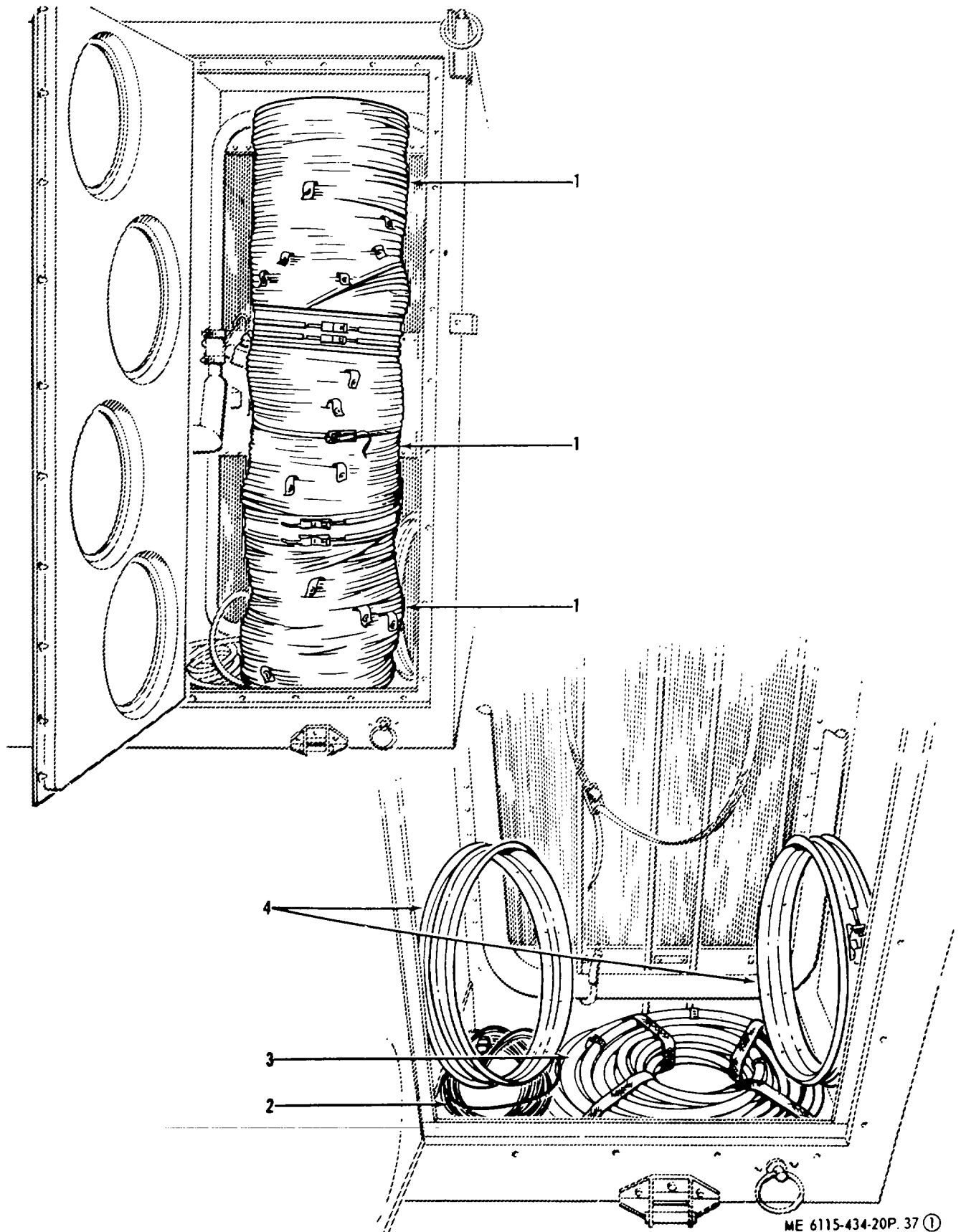
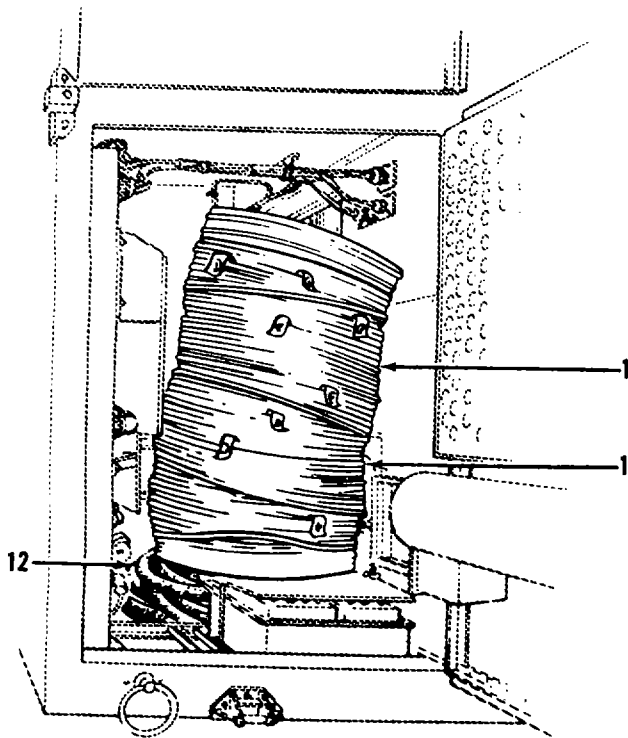
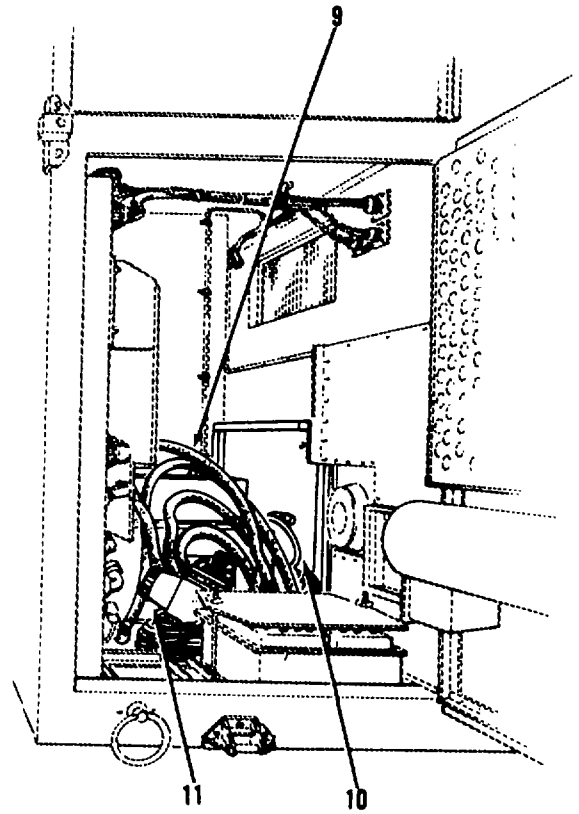
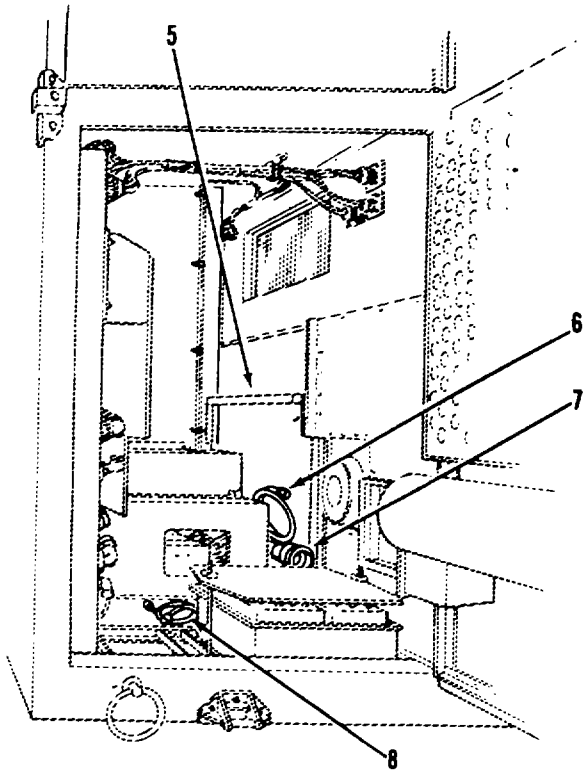


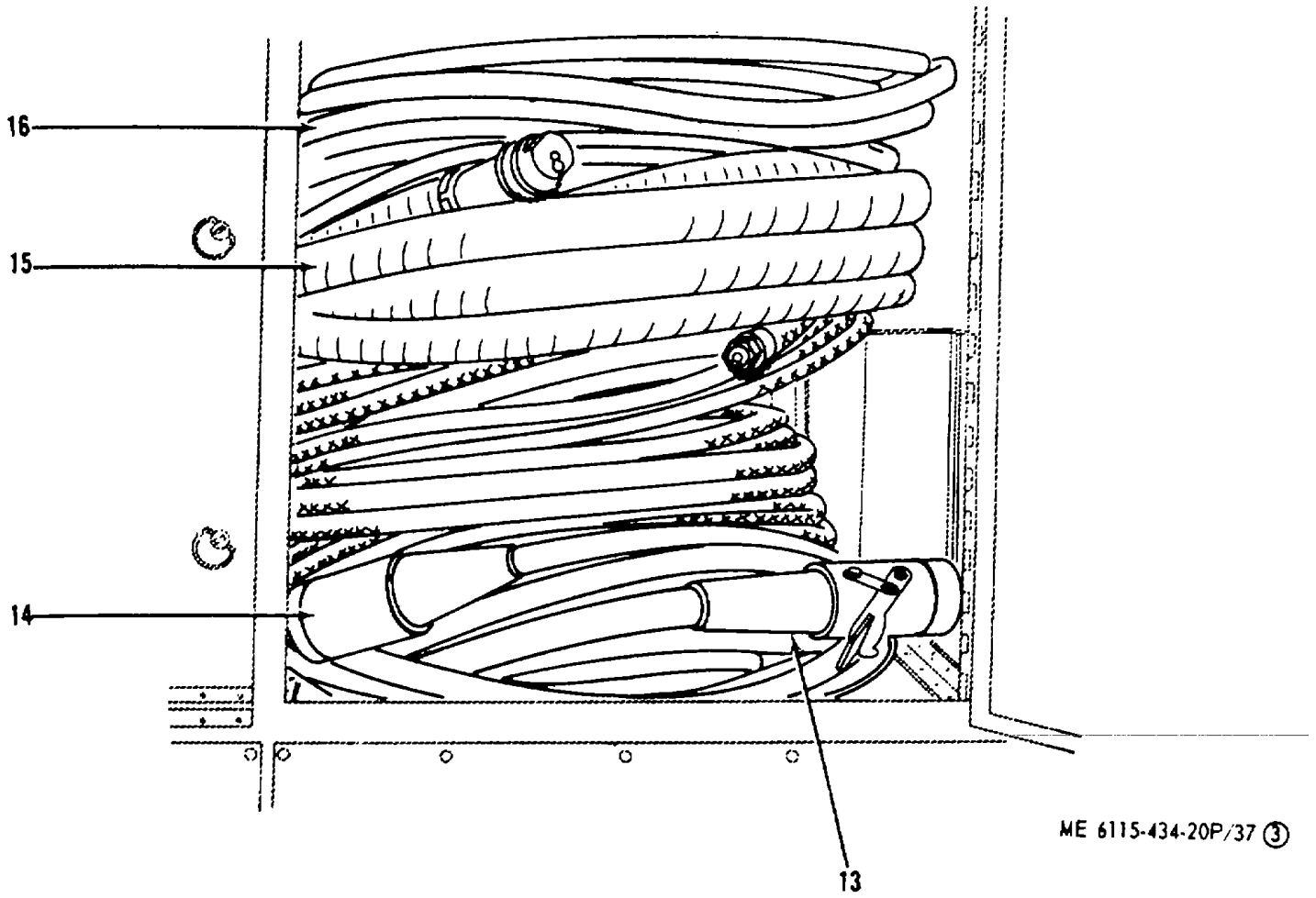
Figure 37. Stowable Items (Sheet 1 of 3).

ME 6115-434-20P. 37 ①



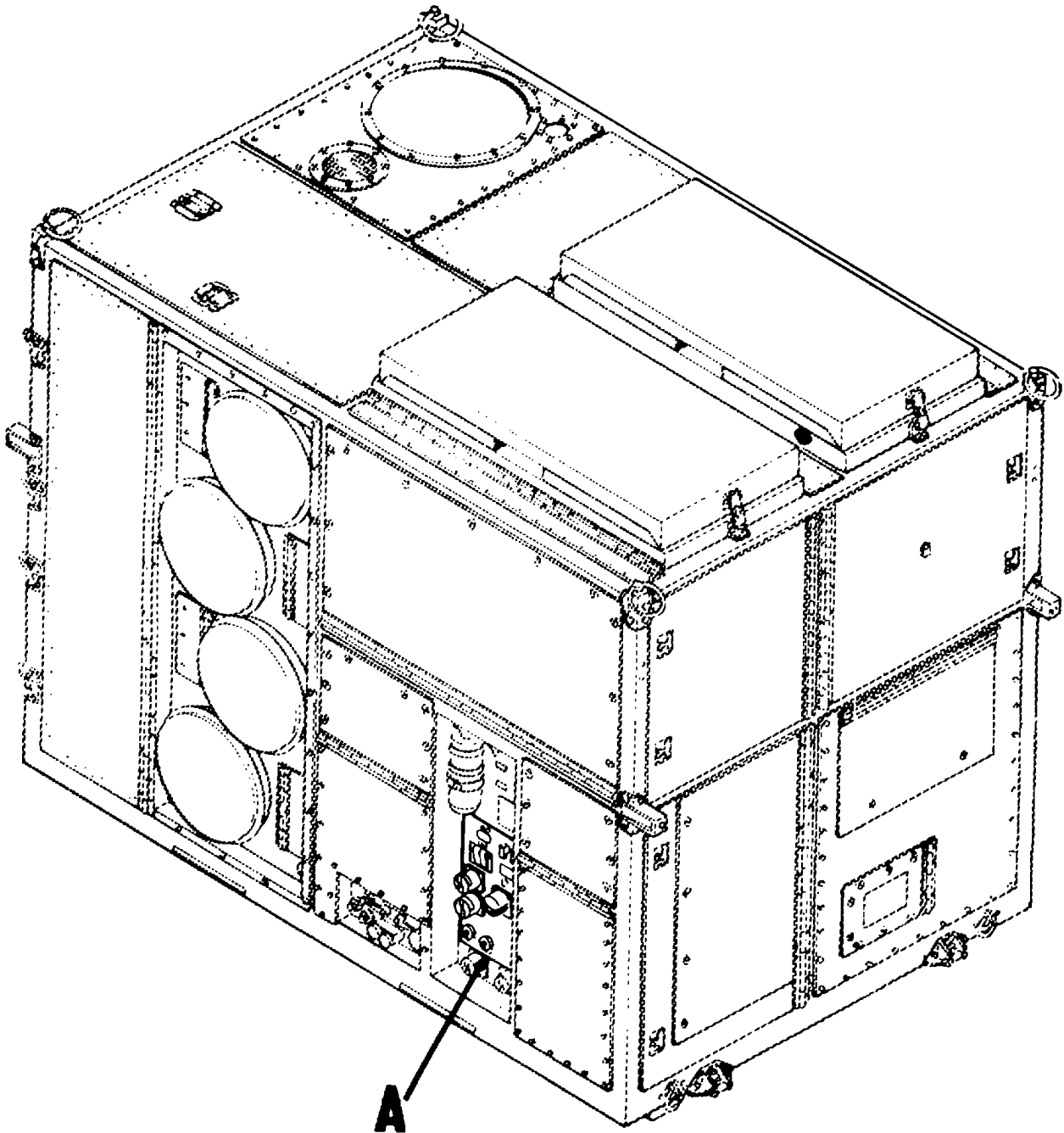
ME 6115-434-20P/37 ②

Figure 37. Stowable Items (Sheet 2 of 3).



ME 6115-434-20P/37 ③

Figure 37. Stowable Items (Sheet 3 of 3).



ME 6115-434-20P/38 ①

Figure 38. Receptacle Panel Assembly (Sheet 1 of 4).

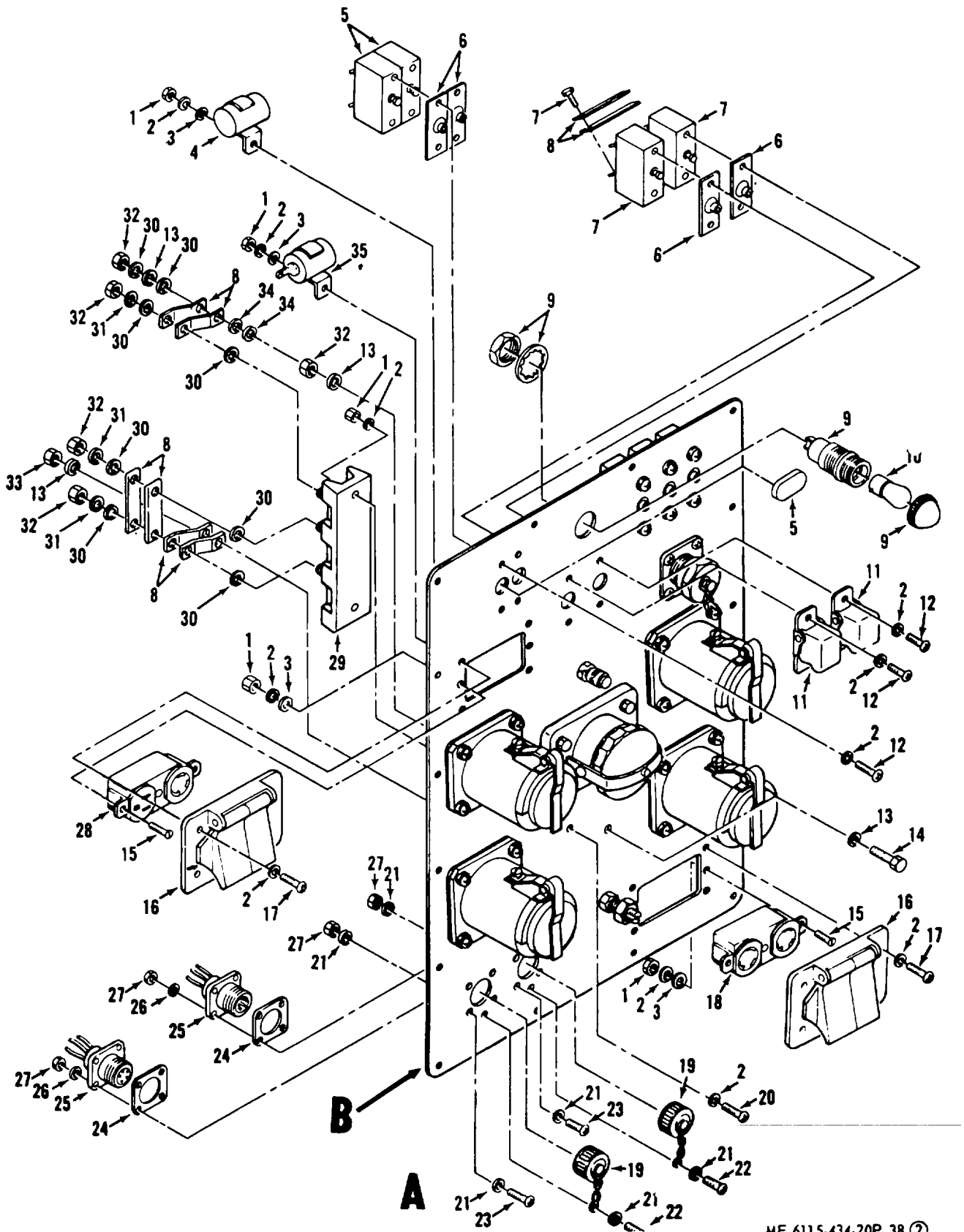
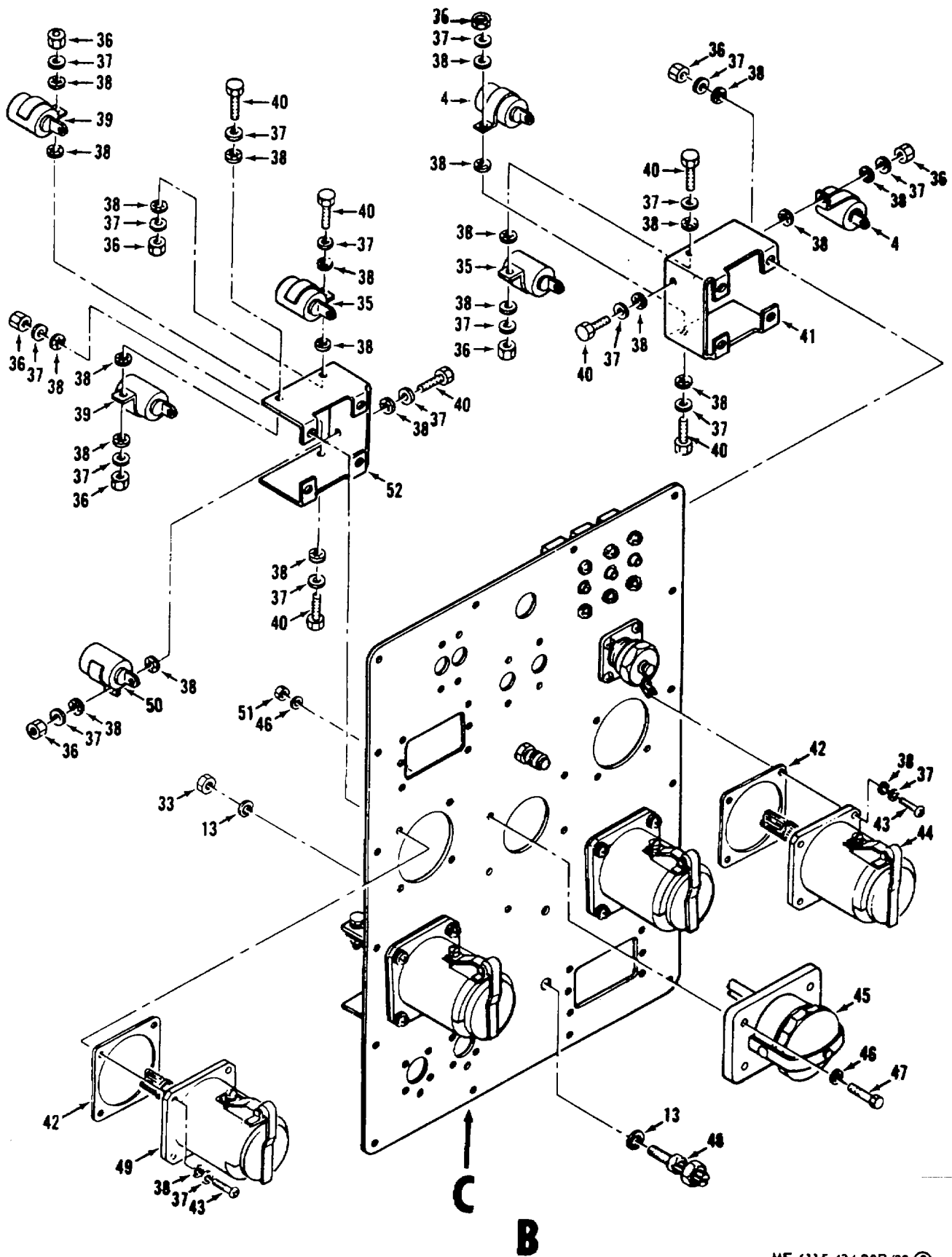


Figure 38. Receptacle Panel Assembly (Sheet 2 of 4).

ME 6115-434-20P. 38 ②



ME 6115-434-20P/38 ③

Figure 38. Receptacle Panel Assembly (Sheet 3 of 4).

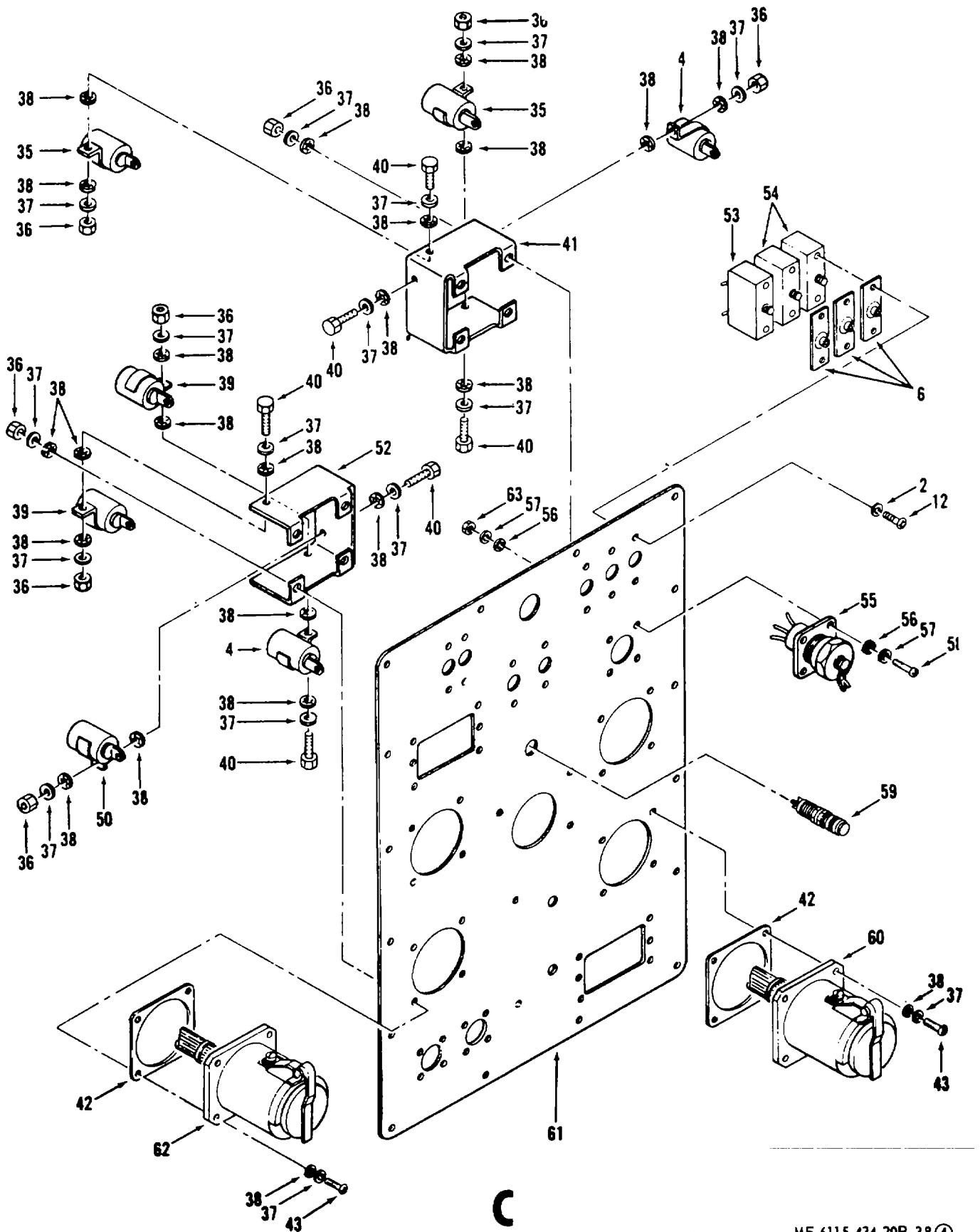
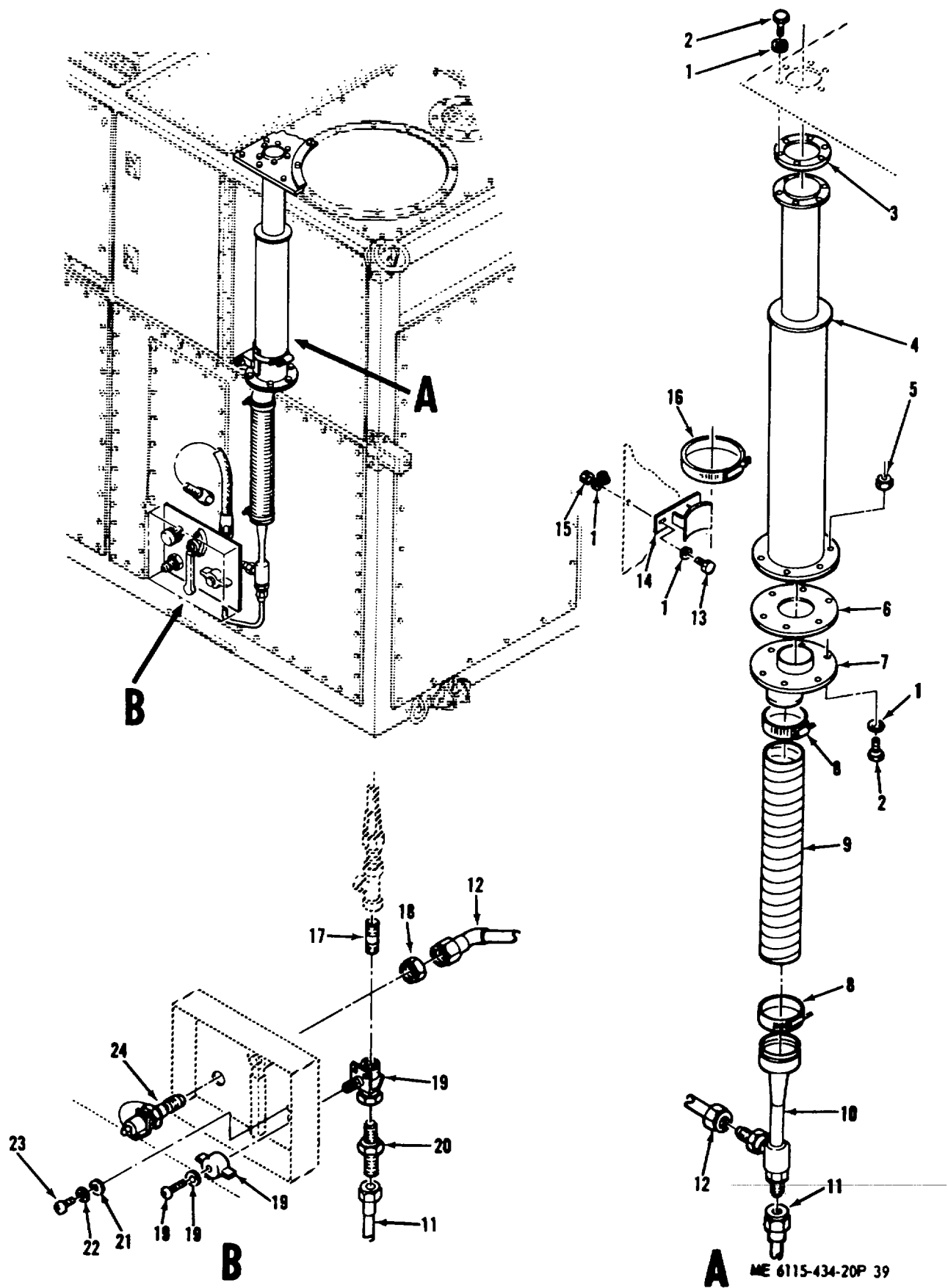


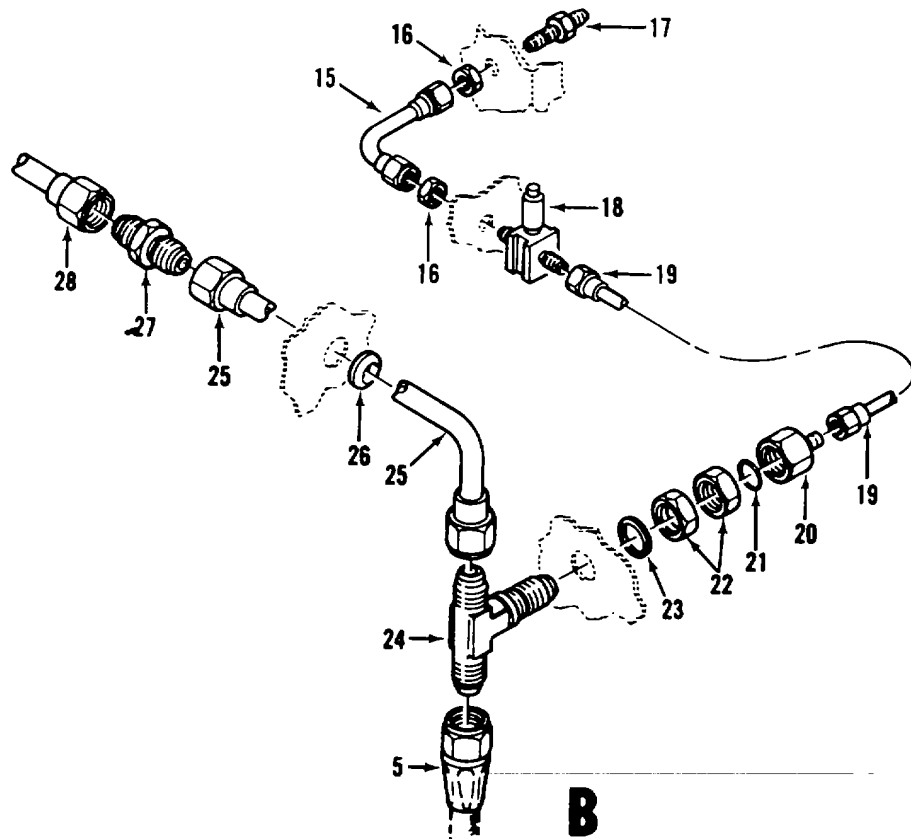
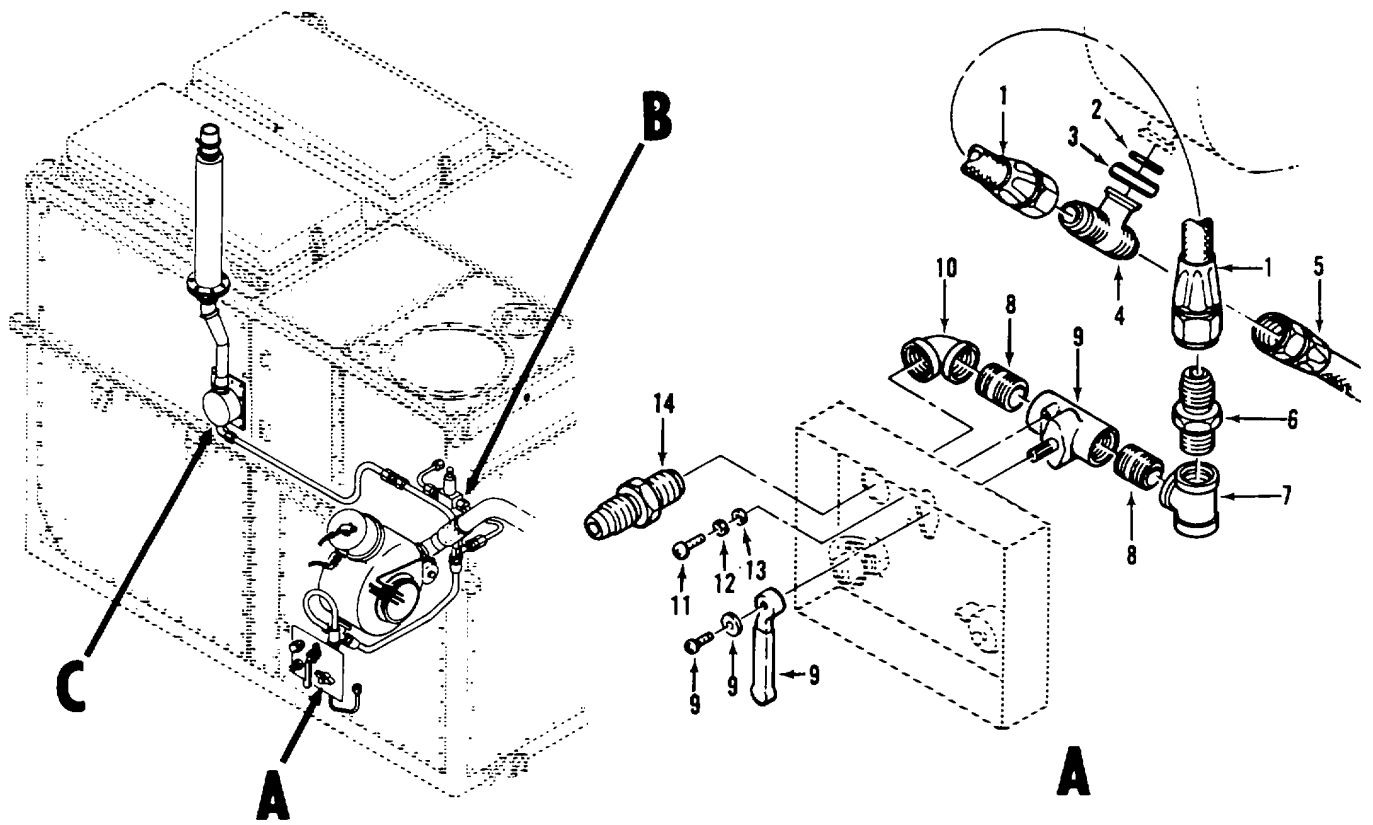
Figure 38. Receptacle Panel Assembly (Sheet 4 of 4).

ME 6115-434-20P, 38 ④



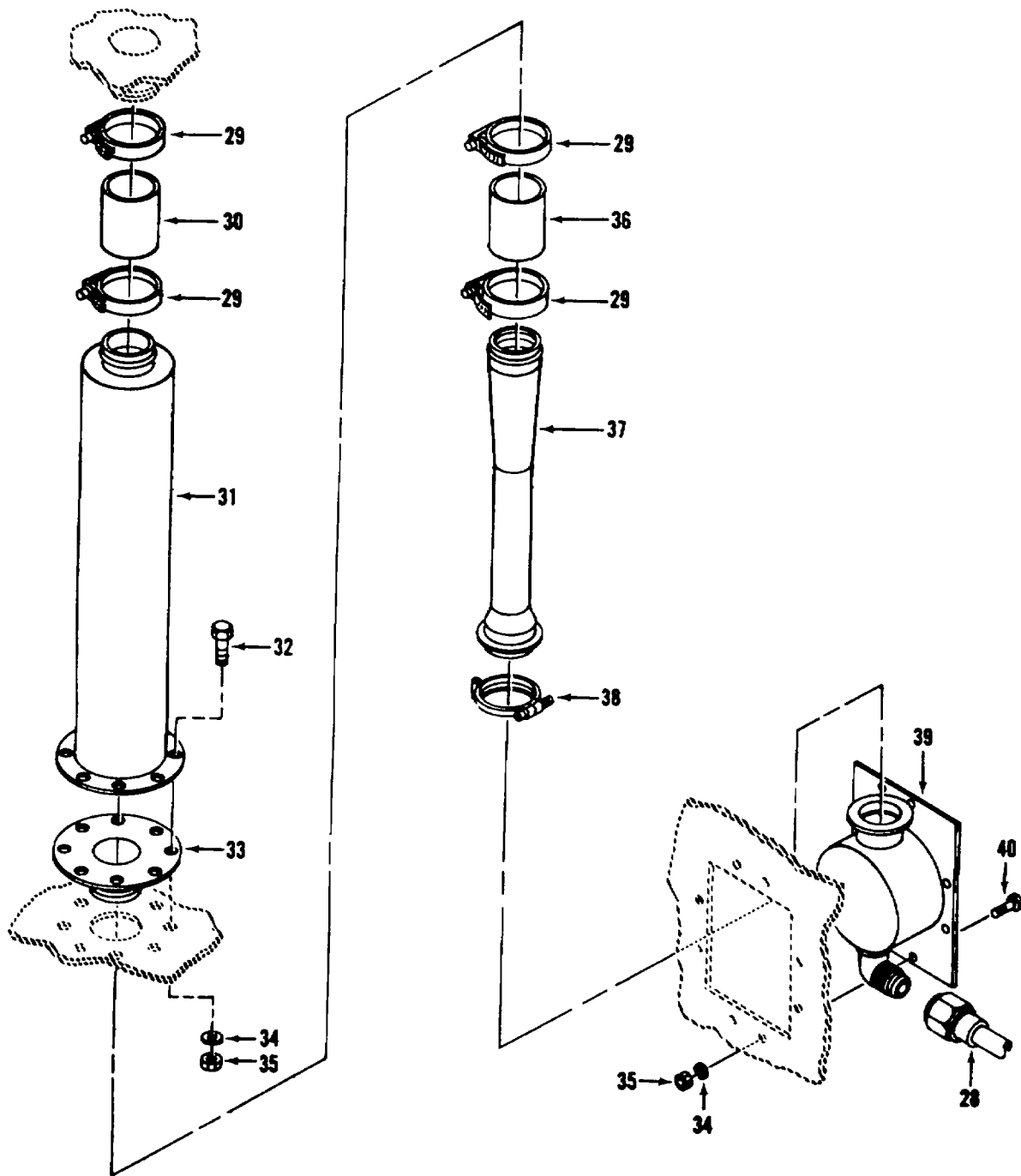
ME 6115-434-20P 39

Figure 39. Vacuum System
146



ME 6115-434-20P 40 ①

Figure 40. Compressed Air System (Sheet 1 of 2).
147



C

ME 6115-434-20P. 40 ②

Figure 40. Compressed Air System (Sheet 2 of 2).

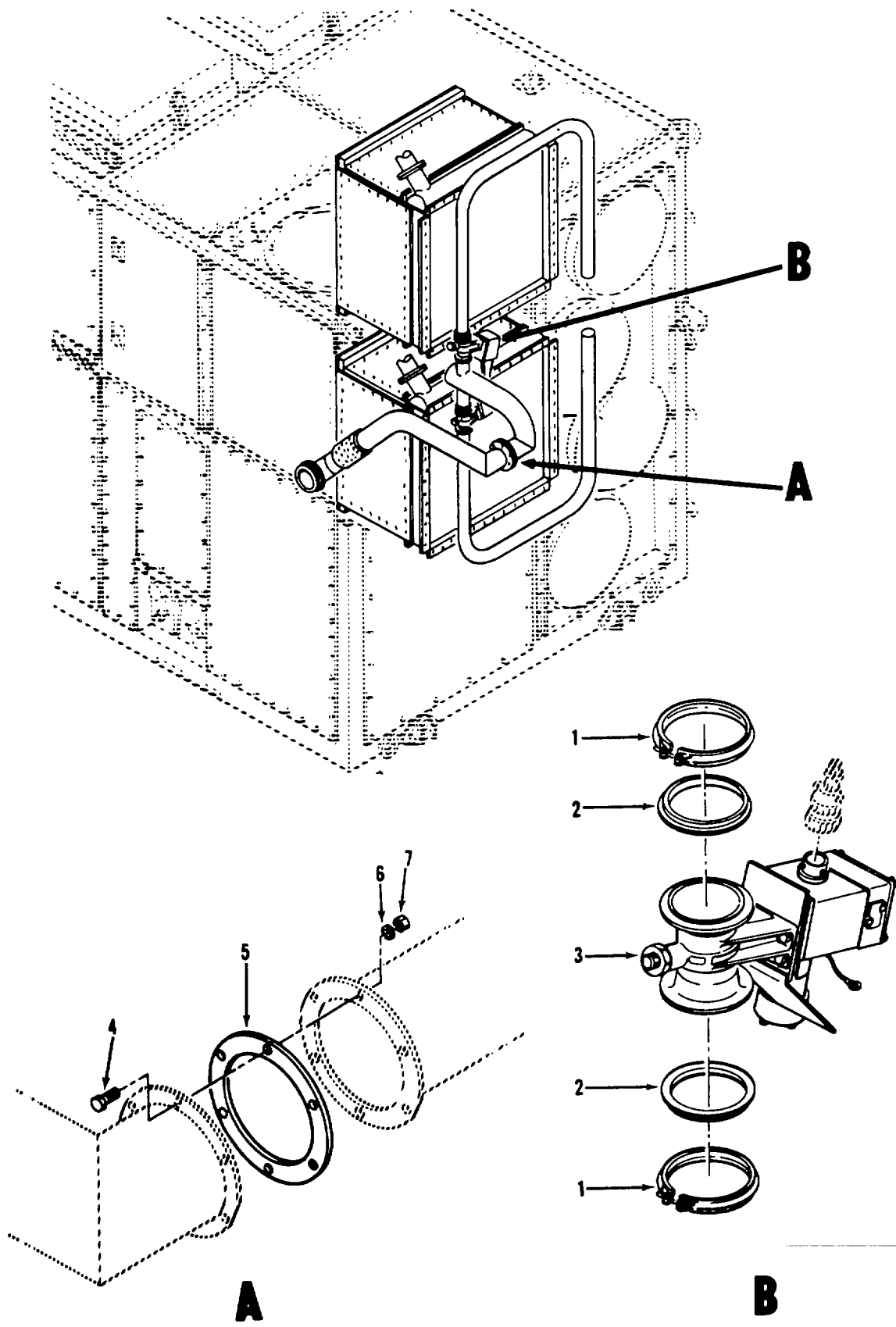
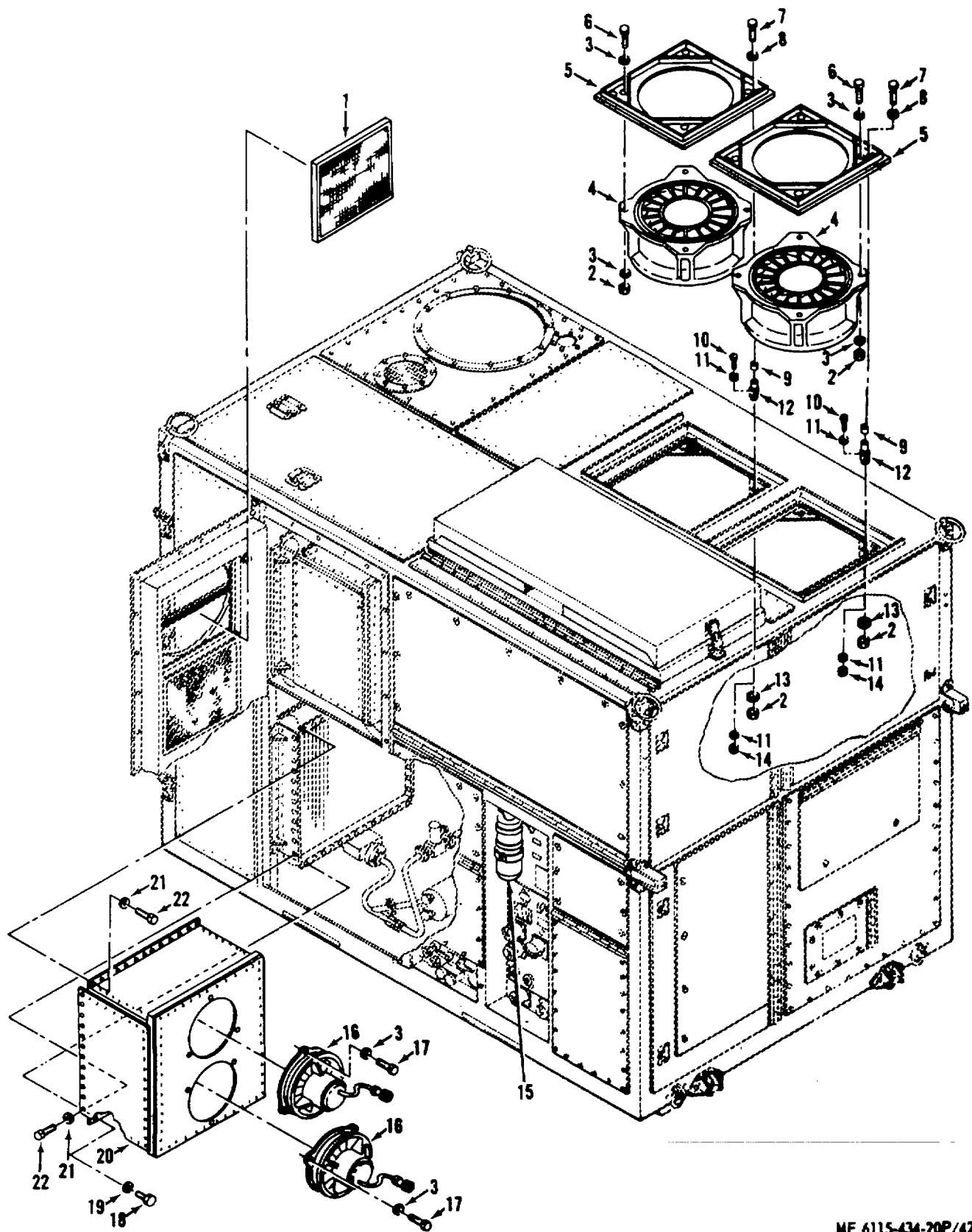


Figure 41. Heat System Flow Control Valves.
149



ME 6115-434-20P/42

Figure 42. Condenser Fans, Recirculating Air Fans and Fire Extinguisher.

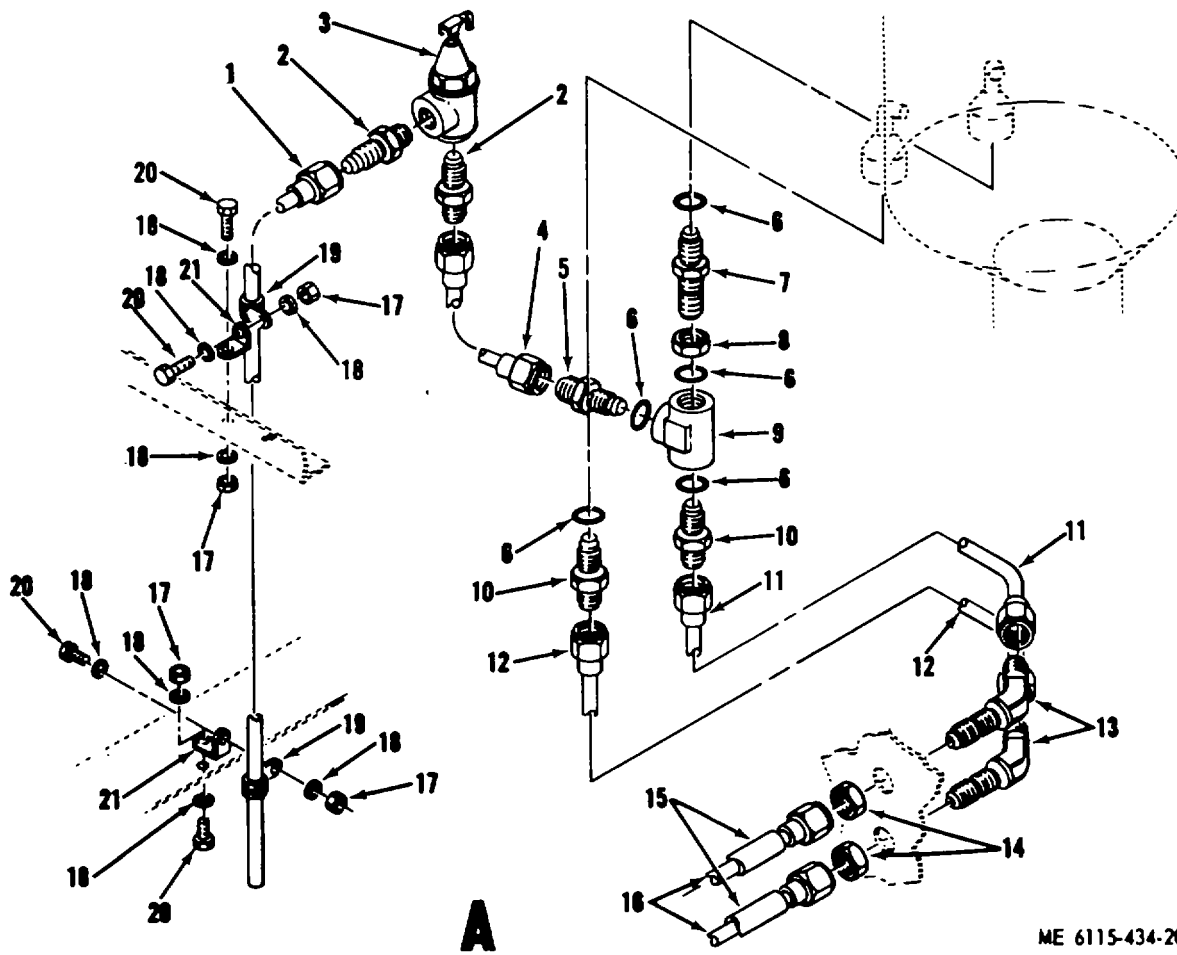
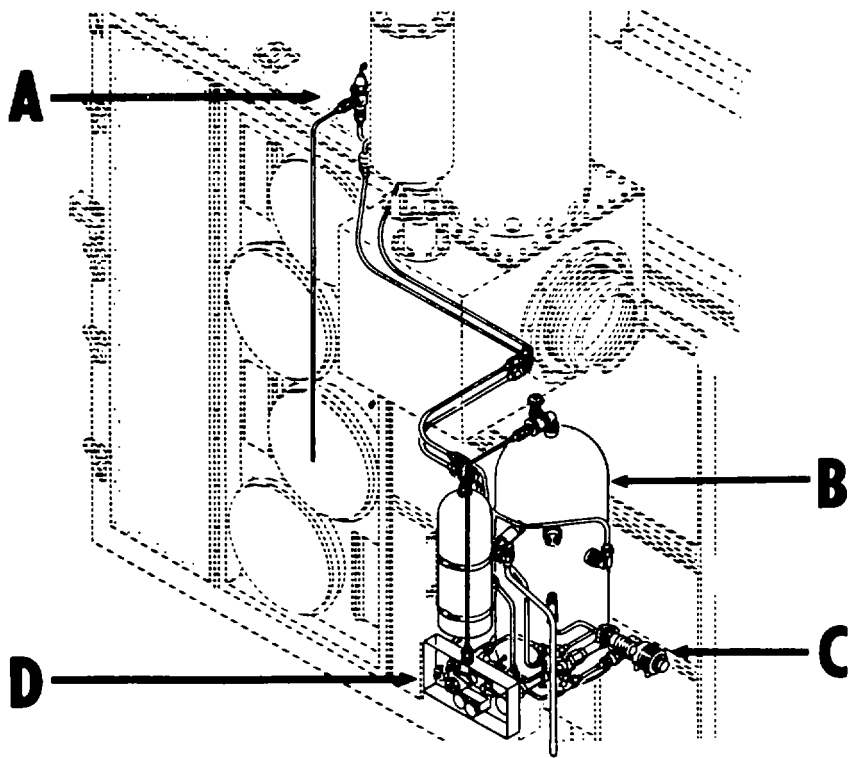


Figure 43. Water System Plumbing, Valves, and Hot and Cold Water Pumps (Sheet 1 of 3).

ME 6115-434-20P/43 ①

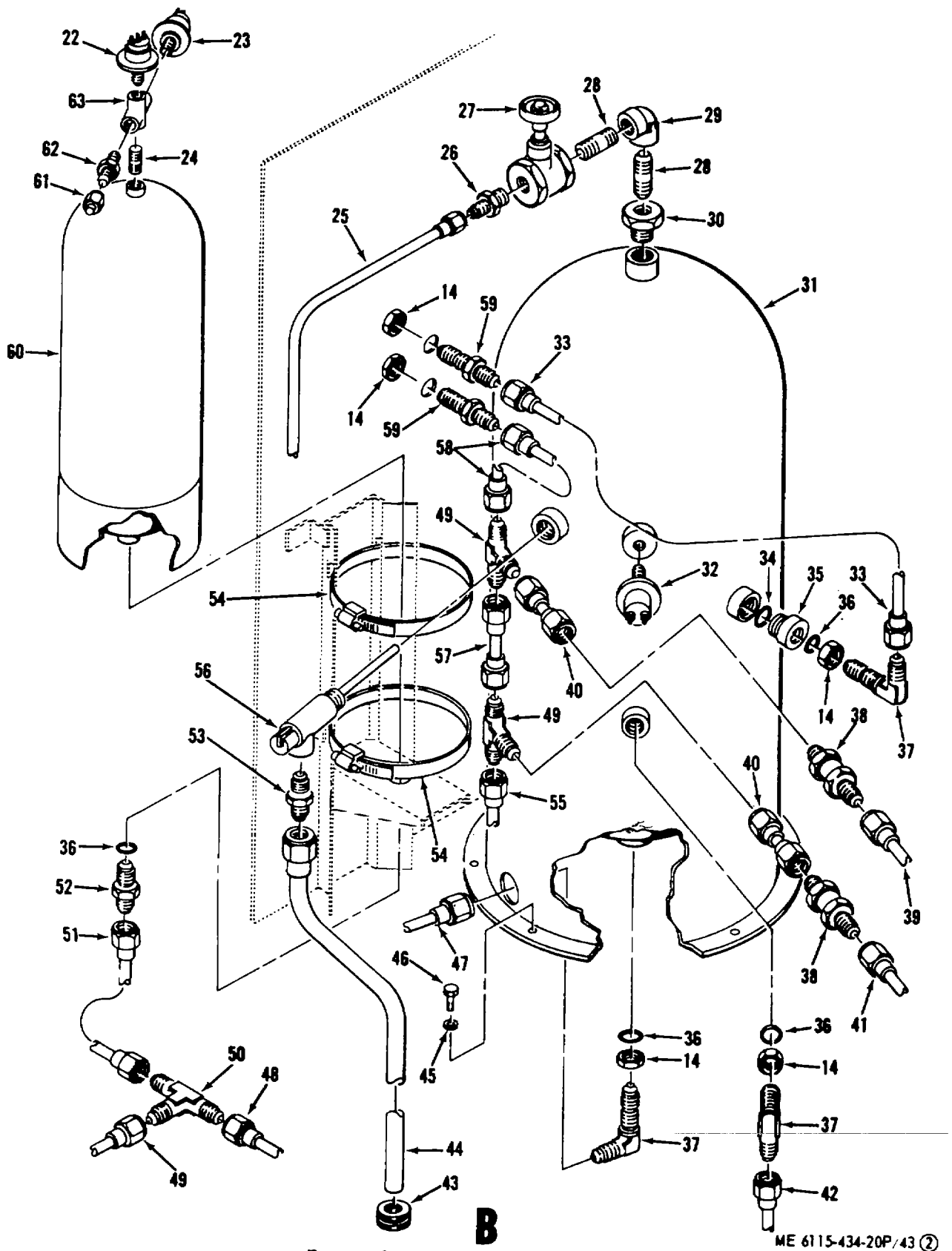
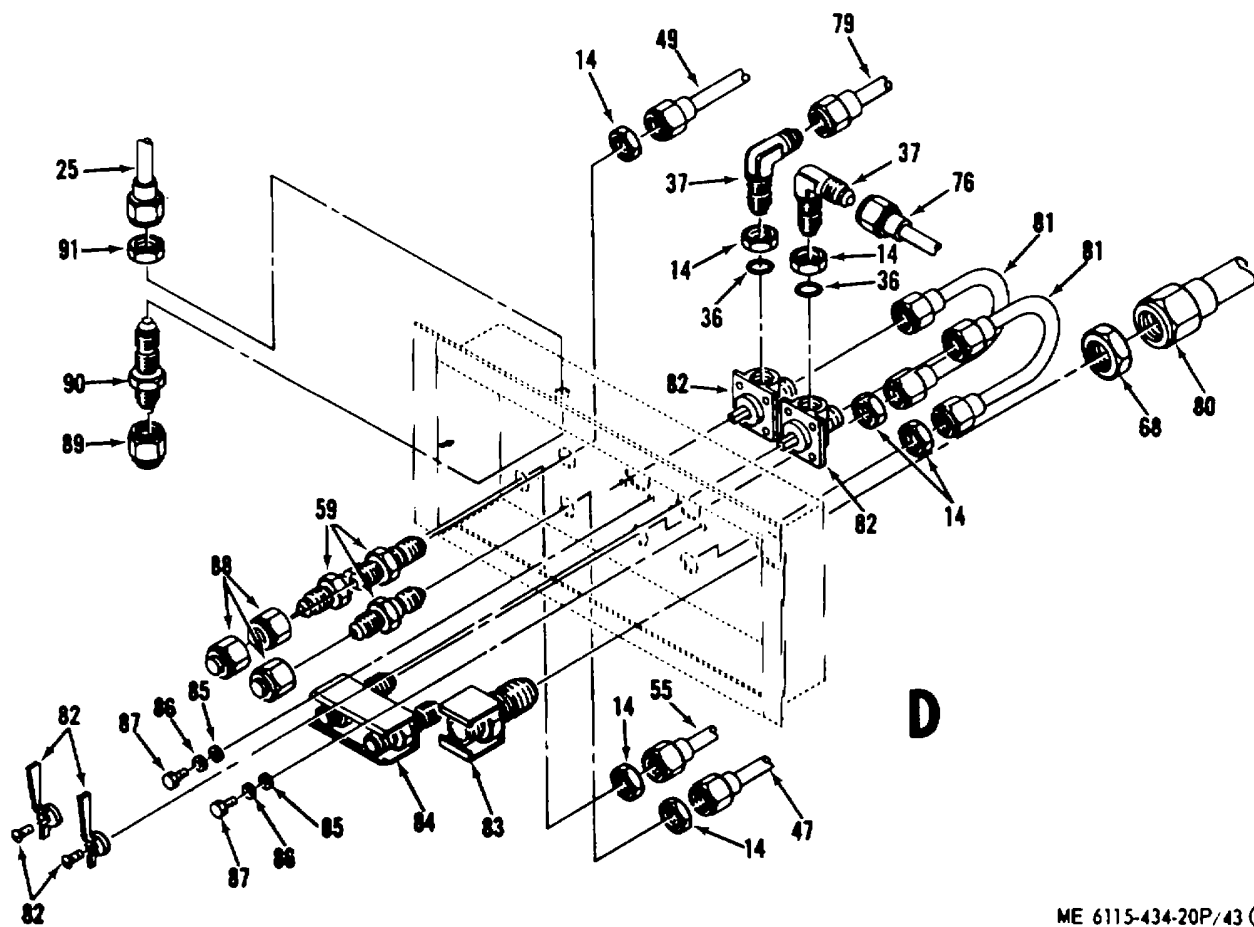
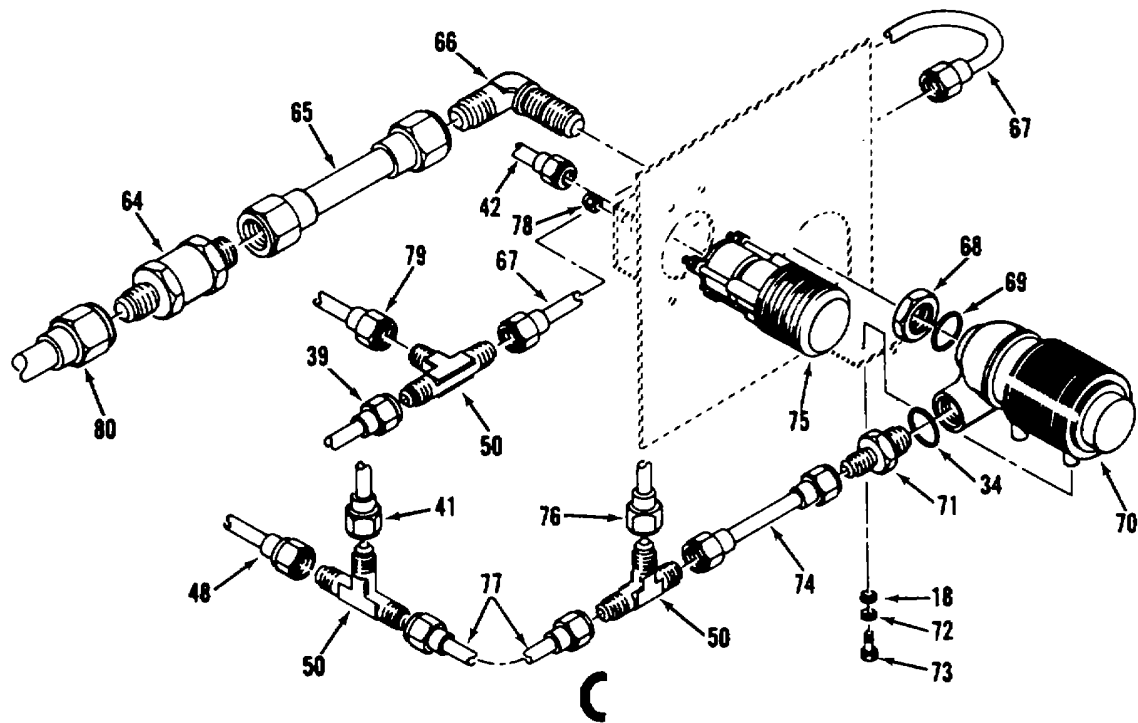
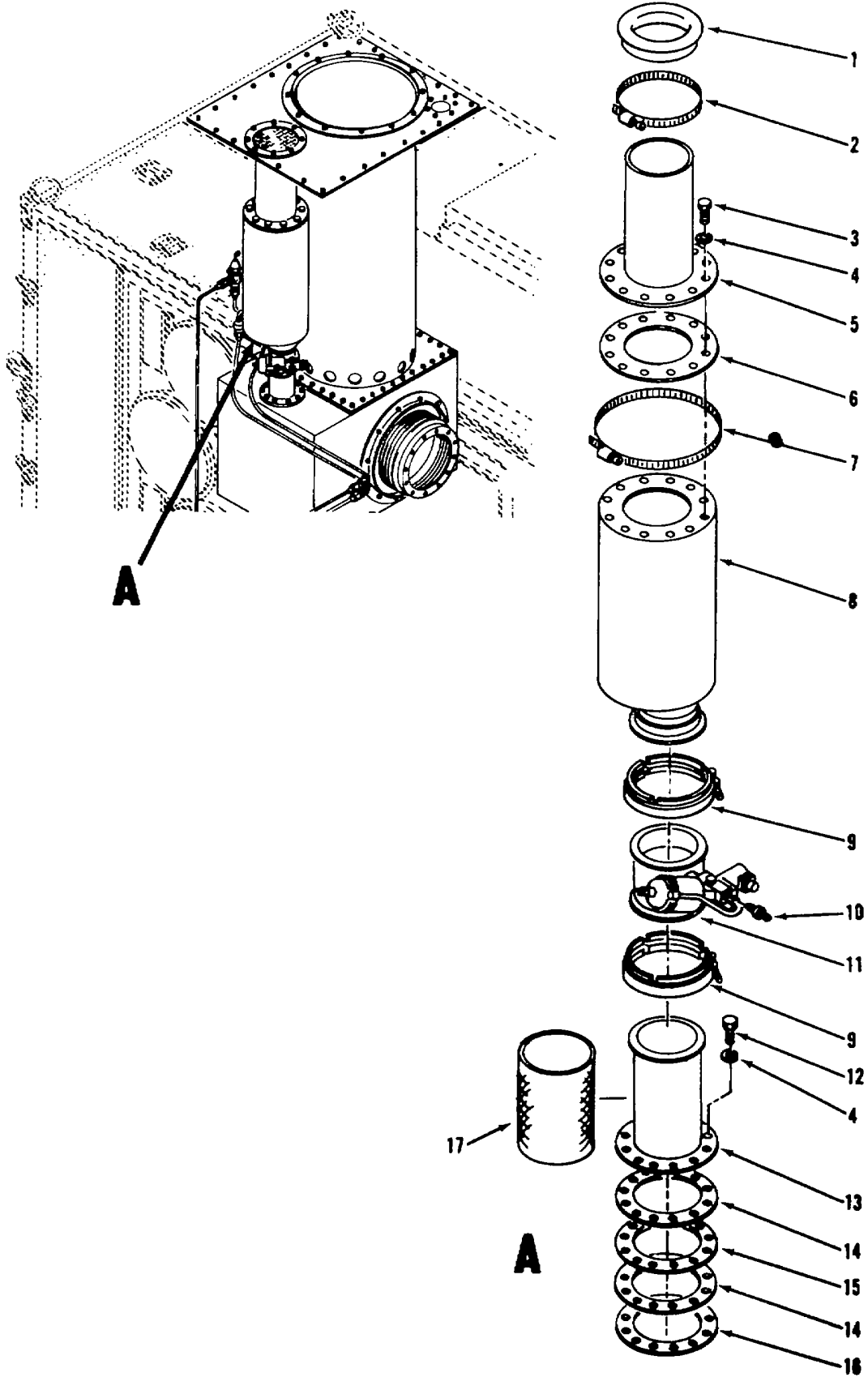


Figure 43. Water System Plumbing, Valves, and Hot and Cold Water Pumps (Sheet 2 of 3).



ME 6115-434-20P/43 ③

Figure 43. Water System Plumbing, Valves, and Hot and Cold Water Pumps (Sheet 3 of 3).



ME 6115-434-20P/44

Figure 44. Hot Water Tank and Water System Flow Control Valve.
154

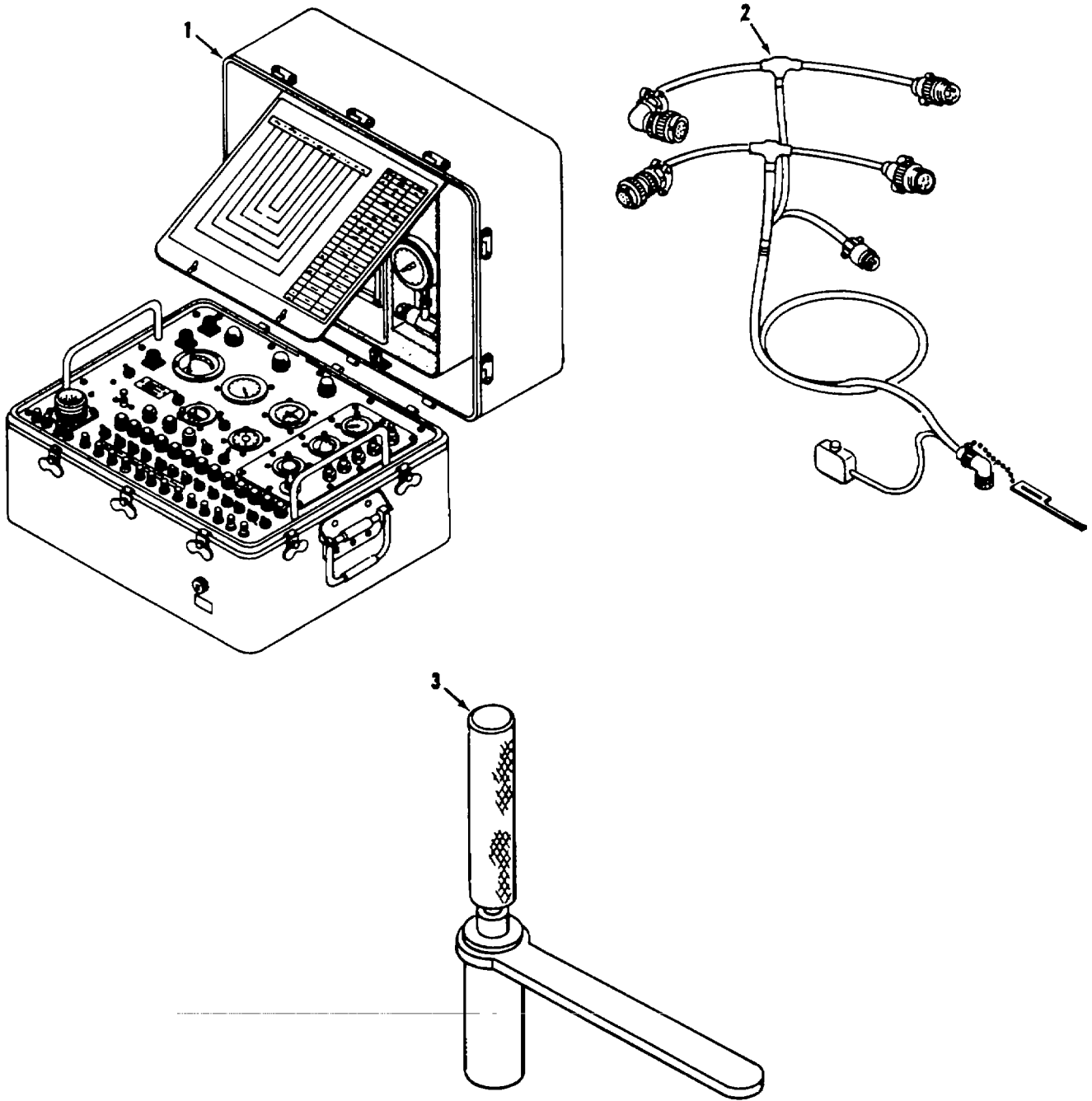


Figure 45. Special Tools.

ME 6115-434-20P/45

**SECTION V. INDEX - FEDERAL STOCK NUMBER AND REFERENCE NUMBER
CROSS-REFERENCE TO FIGURE AND ITEM NUMBER**

<u>STOCK NUMBER</u>	<u>FIGURE NO.</u>	<u>ITEM NO.</u>	<u>STOCK NUMBER</u>	<u>FIGURE NO.</u>	<u>ITEM NO.</u>
1450-972-7835	36	28	2835-934-7894	1	8
1650-516-4514	3	23	2835-934-7901	43	70
1730-566-4488	5	10	2835-934-7914	6	15
2835-050-0513	1	1	2835-934-7920	5	6
2835-101-9870	8	7	2835-934-7922	7	2
2835-103-1162	5	3	2835-854-4474	2	16
2835-347-9982	7	16	2835-854-4648	1	3
	7	18	2835-934-7896	1	10
2835-570-1692	3	28	2910-049-3573	3	25
2835-585-7970	7	21	2910-056-2120	12	7
2835-720-3305	7	11	2910-059-3710	3	7
2835-815-2843	40	37	2910-315-8305	1	9
2835-843-7666	8	10	2910-551-6981	11	7
2835-843-7672	40	25		12	26
2835-843-7691	40	28	2910-621-3577	12	8
2835-843-7692	2	17	2910-779-7550	3	26
2835-843-7693	2	71	2910-875-9628	12	9
2835-843-7700	2	73	2910-908-1429	3	1
2835-843-7704	2	63	2910-930-7119	12	25
2835-843-7705	2	55	2920-776-4482	8	12
2835-843-7711	2	79	2920-866-7435	8	9
2835-843-7712	2	88	2920-933-0578	13	9
2835-843-7715	2	22	2920-990-8906	8	1
2835-843-7749	40	22	2930-608-6308	6	5
2835-843-7750	37	12	2935-313-1140	6	21
2835-854-4365	2	51	2935-599-0052	6	22
2835-854-4367	2	82	2940-203-3101	3	16
2835-854-4374	44	15		7	12
2835-854-4384	44	16	2940-362-0834	4	12
2835-854-4468	40	30	3010-861-8090	37	4
2835-854-4469			3120-551-5846	11	7
2835-854-4658	2	12		12	26
2835-854-4660	2	5	3120-551-6980	11	7
2835-854-4661	2	1		12	26
2835-854-4676	40	9	3120-662-7341	3	29
2835-854-4679	2	21	3120-754-1720	11	7
2835-854-4680	2	66		12	26
2835-854-4682	2	68	3120-754-1721	11	7
2835-854-4685	2	41		12	26
	2	110	3120-754-1722	11	7
2835-854-4694	2	94		12	26
2835-854-4730	2	2	4130-832-9008	44	8
2835-854-4768	40	5	4130-832-9009	42	k
2835-854-4769	40	1	4130-863-8550	41	5
2835-854-4794	4	10	4130-863-8556	44	13
2835-854-4798	4	13	4130-863-8636	37	1
2835-854-4799	4	1	4130-863-8704	31	13
2835-854-4816	2	26	4130-863-8737	42	1
2835-854-4817	2	27	4130-863-8986	37	2
2835-854-4939	2	90	4130-933-0570	42	16
2835-854-4940	2	103	4210-012-2507	42	15
2835-859-2479	2	101	4330-277-3274	3	17
2835-859-2493	2	118		7	14
2835-859-2534	2	109	4710-018-6739	40	15
2835-859-2540	2	99	4710-018-6740	40	19
2835-859-2564	2	38	4710-803-8503	2	36
2835-859-2576	2	120	4710-803-8504	2	35
2835-859-2620	6	16	4710-873-6881	4	7
2835-859-2666	2	75	4710-927-4112	43	67
2835-859-2668	44	14	4710-927-4116	43	65
2835-859-3132	37	7	4710-927-4117	43	74
2835-861-9955	12	5	4710-927-4118	43	79
2835-863-8465	44	5	4710-927-4119	43	47
2835-863-8486	2	117	4710-927-4120	43	81
2835-863-8489	2	106	4710-927-4123	43	76
2835-863-8490	2	29	4710-927-4124	43	49
2835-863-8491	2	33	4710-927-4125	43	33
2835-863-8497	44	17	4710-927-4126	43	77
2835-863-8506	2	34	4710-927-4127	43	55
2835-863-8519	40	10	4710-927-4128	43	4
2835-865-6362	6	4	4710-927-4129	43	57
2835-865-6363	6	11	4710-927-4132	43	58
2835-865-6364	31	4	4710-927-4133	43	40
2836-866-4383	2	7	4710-927-4136	43	39
2835-873-4027	7	17	4710-927-4137	43	41
2835-875-8109	6	2	4710-927-4138	43	48
2835-876-7734	2	93	4710-927-4139	43	42
2835-915-9460	8	11	4710-927-4140	43	16
2835-916-3546	2	64	4710-927-4142	43	12
2835-934-7891	43	75	4710-927-4143	43	11
2835-934-7893	2	116	4710-927-4145	43	1

**SECTION V. INDEX - FEDERAL STOCK NUMBER AND REFERENCE NUMBER
CROSS-REFERENCE TO FIGURE AND ITEM NUMBER**

<u>STOCK NUMBER</u>	<u>FIGURE NO.</u>	<u>ITEM NO.</u>	<u>STOCK NUMBER</u>	<u>FIGURE NO.</u>	<u>ITEM NO.</u>
4710-927-4148	43	51	4730-720-0128	43	13
4710-927-4149	43	81	4730-720-0982	43	37
4710-927-4150	2	14		43	66
4710-929-7249	2	87	4730-720-2037	43	63
4720-081-5091	6	6	4730-722-5975	40	20
4720-081-5092	6	8	4730-722-2366	43	54
4720-081-5093	6	7	4730-815-7970	2	43
4720-757-6817	2	46		43	88
4720-997-4405	2	91	4730-870-0487	2	42
4730-142-1141	2	13	4730-883-7775	40	14
4730-142-1625	2	9	4730-885-9801	2	76
4730-186-9492	39	20	4730-885-9802	40	4
	40	6	4730-887-9280	6	17
4730-186-9832	40	27	4730-887-9287	4	6
4730-187-0483	2	60	4730-908-1292	39	8
4730-187-0486	2	70	4730-908-6292	40	29
4730-187-0489	2	83	4730-908-6293	6	1
4730-187-1396	40	10	4730-908-6294	3	5
4730-203-2661	43	89		6	3
4730-203-4689	4	4		39	16
	43	52		44	2
4730-203-4895	43	5	4730-908-6295	44	7
4730-203-6943	2	100	4730-998-7237	43	83
4730-203-8710	2	97	4730-998-7238	43	84
4730-204-3492	2	111	4810-993-3946	40	18
	43	61	4810-995-1137	12	16
4730-230-8710	2	97	4810-995-1138	37	11
4730-231-3026	2	8	4820-998-5984	4	8
4730-231-3028	2	86	4920-778-6091	45	1
4730-231-3029	2	6	5120-668-6122	45	3
4730-231-3031	2	52	5305-054-6670	34	24
4730-231-3946	2	105	5305-144-3723	38	58
4730-231-3951	2	96	5305-144-3819	10	2
4730-231-3991	2	40	5305-144-3820	16	10
4730-231-3992	2	28		23	4
4730-235-1498	2	58		26	14
4730-235-1503	2	102	5305-144-3821	24	8
4730-235-1509	2	98	5305-144-3826	10	7
4730-235-1510	2	80	5305-144-3949	16	22
4730-277-1929	7	7		19	18
4730-277-5034	40	24	5305-144-3953	38	15
4730-277-5060	2	11	5305-150-9501	34	37
4730-277-6172	2	112	5305-150-9503	34	20
4730-277-6438	2	84	5305-150-9504	14	4
4730-277-6439	40	17		16	16
4730-277-6836	43	90		17	6
4730-277-9762	2	89		18	12
4730-278-0380	2	47		24	20
4730-278-0381	2	77		27	8
4730-278-3242	2	56		29	8
	44	10		35	5
4730-278-4998	4	2		38	12
4730-278-5814	2	49	5305-150-9506	34	11
4730-278-8468	2	57	5305-150-9507	34	23
4730-278-8797	2	114	5305-151-0387	14	5
4730-278-9376	2	108		16	17
4730-278-9383	2	107		24	21
4730-278-9464	43	50		29	9
4730-279-0862	2	67		36	47
4730-282-7822	43	8	5305-151-0397	13	13
4730-287-0093	8	5	5305-151-1228	36	25
4730-287-0103	2	104	5305-151-1229	22	1
4730-287-0746	2	72	5305-151-1232	38	20
4730-287-0946	43	28	5305-151-1233	8	24
4730-541-1206	4	4		36	24
4730-542-4041	2	113		38	17
4730-555-1860	43	71	5305-151-1378	25	4
4730-585-2816	43	53		28	4
4730-585-6552	43	29		29	5
4730-585-6561	43	26	5305-151-1379	14	7
4730-595-3875	43	24		15	1
4730-608-8677	2	119		18	2
4730-618-6765	43	10		19	2
4730-684-7243	43	35		21	4
4730-698-4034	2	44		22	13
	43	59		24	15
4730-698-4035	43	62			

**SECTION V. INDEX - FEDERAL STOCK NUMBER AND REFERENCE NUMBER
CROSS-REFERENCE TO FIGURE AND ITEM NUMBER**

<u>STOCK NUMBER</u>	<u>FIGURE NO.</u>	<u>ITEM NO.</u>	<u>STOCK NUMBER</u>	<u>FIGURE NO.</u>	<u>ITEM NO.</u>
	26	9	5306-680-6428	44	12
	27	21	5306-682-5605	41	4
	33	24	5306-715-0566	43	20
	36	44	5306-722-0393	2	19
	38	22		12	1
5305-151-2079	16	1		40	40
	38	23	5306-754-1791	1	6
5305-151-3249	19	15	5306-809-8846	44	3
5305-156-2714	23	5	5307-059-7052	30	43
	24	9	5310-018-8087	14	2
	26	15		17	1
5305-157-0387	17	4		36	31
5305-174-0702	14	9	5310-021-9708	38	32
	15	11	5310-045-3296	43	72
	18	3	5310-059-9263	43	17
	19	3	5310-061-7325	7	9
	21	6		8	2
	22	14	5310-061-7326	2	20
	25	5		13	1
	27	20		39	5
	28	5	5310-081-8077	10	13
5305-206-0552	10	21	5310-081-8087	16	14
	36	12		18	15
5305-282-4232	34	25		22	5
5305-637-5432	34	59		24	18
5305-819-7087	36	1		27	15
5305-990-0375	39	23		29	7
	40	11	5310-088-0551	14	10
5306-014-9474	11	4		15	4
	12	19		16	3
5306-079-0131	5	8		18	6
5306-079-1922	8	19		19	5
5306-144-3646	43	73		21	3
5306-145-7036	30	11		22	12
5306-150-9102	30	10		24	4
5306-151-9221	42	18		25	1
5306-151-0779	2	30		26	12
5306-151-0786	5	1		27	18
	30	39		28	1
	36	51		29	1
	39	13		33	22
5306-151-0788	2	19		36	38
	13	5		38	27
	19	8	5310-088-0553	30	6
	22	9	5310-104-5141	30	61
	24	13	5310-141-1795	3	8
	25	8	5310-144-3820	26	14
	27	3		36	9
	28	8	5310-167-0672	36	34
	29	14	5310-167-0765	30	30
	30	17	5310-167-0804	3	19
5306-151-0877	23	12	5310-167-0812	1	5
5306-151-1407	3	13		5	9
5306-151-1417	42	7		5	2
5306-151-1424	6	20		12	2
	30	60		43	18
	42	6	5310-167-0815	33	23
5306-151-1425	30	66	5310-167-0818	2	31
	42	17	5310-167-0821	36	33
5306-151-1426	30	65		38	34
	33	34	5310-167-0826	2	4
5306-151-1427	3	9	5310-167-0831	14	8
5306-156-2344	12	17		15	2
5306-180-0158	4	11		18	1
5306-180-1483	30	1		19	1
	30	63		21	2
5306-180-2778	8	14		22	1
5306-182-1859	7	5		24	2
5306-182-1863	7	4		25	2
5306-182-2016	6	14		26	10
5306-274-2119	15	7		27	11
	18	7		28	2
	23	11		29	4
	24	14		36	39
	26	3	5310-167-0832	8	23
	30	14		10	14
	32	8		14	3
	36	52		16	15
	38	40		17	2
	39	2		18	14
	40	32		22	2
5306-282-3927	42	22		24	19
5306-637-8060	2	92			

**SECTION V. INDEX - FEDERAL STOCK NUMBER AND REFERENCE NUMBER
CROSS-REFERENCE TO FIGURE AND ITEM NUMBER**

<u>STOCK NUMBER</u>	<u>FIGURE NO.</u>	<u>ITEM NO.</u>	<u>STOCK NUMBER</u>	<u>FIGURE NO.</u>	<u>ITEM NO.</u>
	27	6	5310-551-6975	11	7
	29	6		12	26
	36	13	5310-558-6207	34	3
5310-167-0833	10	16	5310-559-0638	43	68
	20	2	5310-576-0548	38	31
	33	12	5310-582-8444	36	35
5310-167-0834	2	18	5310-590-3194	34	2
	10	3	5310-595-7936	11	1
	13	2		12	22
	15	8	5310-596-7623	20	3
	16	8	5310-596-7691	36	3
	18	8		36	46
	19	7	5310-596-7693	33	11
	22	7		38	56
	23	2	5310-616-2312	33	17
	24	6	5310-616-3554	38	26
	25	7	5310-616-3648	38	21
	26	2	5310-616-6822	35	4
	27	4		36	26
	28	7		38	2
	29	12	5310-627-6128	38	13
	30	15	5310-632-6721	13	11
	32	9	5310-638-2605	43	91
	33	3	5310-638-9857	34	5
	34	14	5310-655-9800	36	2
	36	2	5310-656-0096	2	45
	39	1		43	14
	40	34	5310-680-7296	38	37
	42	19	5310-685-2632	36	33
	42	21	5310-702-9119	13	10
	43	18	5310-754-1686	38	46
5310-167-0835	3	3	5310-754-1711	11	7
	6	19		12	26
	7	10	5310-754-1715	11	7
	8	3		12	26
	30	59	5310-754-1716	11	7
	33	36		12	26
	42	8	5310-754-1717	11	7
5310-167-0836	30	9		12	26
	39	21	5310-754-1718	11	7
				12	26
	40	13	5310-811-3494	4	14
				20	5
5310-167-0837	18	20		33	41
	30	5		33	10
	30	64		38	1
	38	30		38	63
5310-167-0859	16	21		42	14
5310-167-0867	38	3	5310-815-8772	6	18
5310-167-0893	42	13	5310-817-3494	10	15
5310-188-7721	8	17	5310-822-8525	30	19
5310-205-8924	12	20	5310-834-7420	38	57
5310-208-5775	2	3	5310-877-5796	3	10
5310-208-5769	2	9		30	57
	9	65		38	51
5310-208-9255	32	10		42	2
5310-209-0786	33	35	5310-877-5797	15	9
5310-209-1366	36	14		16	13
5310-227-1944	10	4		18	11
	33	2		19	12
	34	15		22	6
	36	3		23	1
	38	38		24	5
5310-246-1390	33	19		25	11
5310-263-2862	12	4		26	5
5310-275-2003	34	4		27	12
5310-275-2015	3	20		28	1
5310-282-7817	2	85		29	11
5310-282-7831	2	53		30	34
5310-282-7833	39	18		36	45
5310-282-7835	40	16		38	36
5310-298-2747	41	7		39	15
5310-306-3167	4	15		40	35
5310-515-7449	7	3	5310-883-2943	34	10
	8	13	5310-897-6145	3	4
	8	20	5310-921-6864	18	18
	11	2	5310-950-0039	30	3
	12	11	5310-965-1763	16	6
5310-515-8058	42	11	5310-982-4908	32	11
5310-531-9514	34	58	5310-982-4988	12	10
5310-550-3502	42	3	5310-982-6813	34	57

**SECTION V. INDEX - FEDERAL STOCK NUMBER AND REFERENCE NUMBER
CROSS-REFERENCE TO FIGURE AND ITEM NUMBER**

<u>STOCK NUMBER</u>	<u>FIGURE NO.</u>	<u>ITEM NO.</u>	<u>STOCK NUMBER</u>	<u>FIGURE NO.</u>	<u>ITEM NO.</u>
5310-995-3511	43	78	5340-881-1762	6	13
5315-223-6112	19	19	5340-882-0549	32	6
5315-449-2945	30	19	5340-882-0715	30	67
5325-171-7145	30	24	5340-882-7719	40	38
5325-174-5317	27	10	5340-883-2914	42	9
	29	15	5340-883-2919	42	12
5325-185-0012	34	16	5340-886-5744	30	48
5325-276-6098	43	43	5340-914-8454	1	2
5325-432-9796	30	22	5340-939-0612	12	12
5325-637-8054	40	26	5340-952-0906	18	10
5325-703-9354	30	21		19	10
5325-899-3265	30	46	5340-954-6826	15	5
5325-933-7564	30	55		23	9
5330-052-2331	1	4	5340-990-9299	25	9
5330-052-2430	1	11		28	9
5330-054-8714	34	27	5340-990-9300	15	6
5330-198-6163	7	22		18	9
5330-263-0831	43	36		19	11
5330-263-8028	2	15		24	12
5330-263-8031	2	54		26	4
5330-263-8032	43	6		27	5
5330-263-8033	2	50		29	13
	43	34	5345-144-3823	38	43
5330-263-8034	43	69	5355-538-7331	34	17
5330-291-7337	3	14		35	7
5330-331-9572	41	7	5410-863-8594	37	14
5330-346-2667	40	2	5410-863-8595	37	13
5330-531-3306	12	15	5445-883-6735	33	4
5330-582-1542	3	15	5530-052-3595	2	48
5330-641-5179	2	78	5640-881-9302	43	15
5330-757-6867	3	22	5910-081-8800	35	35
5330-835-1215	3	27	5910-883-0103	38	39
5330-842-1682	3	18	5910-883-0104	38	50
	7	13	5925-079-5951	38	5
5330-842-8170	12	6	5925-271-8824	34	41
5330-845-0909	3	24		38	54
5330-845-4324	8	4	5925-561-7328	36	21
5330-849-4581	2	121	5925-620-2926	36	7
5330-861-1395	2	74	5925-655-3449	34	39
	2	81	5925-785-2675	8	26
5330-861-1396	2	62		36	23
	2	10	5925-798-5228	33	29
	5	5	5925-851-2848	36	27
	8	6	5925-851-2849	36	29
5330-876-1126	34	8	5925-904-2964	34	50
5330-876-1158	44	6	5925-915-8190	34	48
5330-882-0651	6	12	5930-044-3548	34	31
5330-882-0654	5	7	5930-044-4144	16	20
5330-882-7826	7	1	5930-167-7850	26	13
5330-883-2796	7	15	5930-167-7853	23	3
5330-883-4215	2	69		24	7
5330-926-4046	2	61	5930-501-4955	34	43
5330-963-3819	2	95	5930-539-7013	34	35
5330-969-8626	7	20	5930-552-8366	34	6
5330-988-5812	8	8	5930-617-9718	34	36
5340-021-3872	19	16	5930-660-3954	34	30
5340-042-8636	32	12	5930-681-4727	34	47
5340-042-8709	44	9	5930-782-6148	34	33
5340-055-8649	30	62	5930-782-6149	35	1
5340-183-4356	40	23		35	9
5340-286-6944	2	24	5930-832-3269	34	44
	13	4	5930-843-3944	34	54
5340-290-0781	2	37		35	8
5340-290-0783	2	32	5930-848-3945	34	52
5340-291-5344	2	25	5930-856-3369	34	51
	13	8	5930-857-4442	34	46
5340-298-9477	43	19	5930-883-0111	34	34
5340-329-2122	12	14	5930-883-6840	27	14
5340-530-5672	13	7		29	17
5340-562-4453	40	3	5930-972-9213	29	20
5340-571-6044	2	23	5930-996-7510	8	18
	13	3	5935-105-2360	38	28
	22	8	5935-173-7155	34	40
5340-582-3677	41	1	5935-578-2742	19	13
5340-663-1979	13	6	5935-791-2302	19	14
5340-726-9819	27	17	5935-818-5725	38	19
	29	16	5935-884-1453	28	13
5340-779-3319	27	13	5940-500-8712	38	48
	29	19	5940-557-7656	10	22
5340-837-8084	12	3		33	39
	16	9	5940-559-7653	33	20
	26	18		16	4

**SECTION V. INDEX - FEDERAL STOCK NUMBER AND REFERENCE NUMBER
CROSS-REFERENCE TO FIGURE AND ITEM NUMBER**

<u>STOCK NUMBER</u>	<u>FIGURE NO.</u>	<u>ITEM NO.</u>	<u>STOCK NUMBER</u>	<u>FIGURE NO.</u>	<u>ITEM NO.</u>
5940-623-7229	18	16	6115-871-6658	14	1
	36	32	6115-871-6709	37	10
	38	8	6115-875-8127	21	1
5940-775-6026	38	14	6115-876-7719	38	62
5940-950-7781	18	13	6115-933-0585	32	14
	36	30	6115-933-0586	32	1
5945-080-3802	10	5	6125-568-7798	30	58
	33	27	6130-933-0587	33	33
5945-080-6371	33	8	6140-057-2553	14	13
5945-080-6382	33	7	6140-843-8015	9	6
5945-615-7493	10	20	6140-843-8016	9	5
	27	1	6140-843-8019	14	12
5945-621-0074	23	18	6150-567-1424	33	30
5945-883-6735	10	8	6150-567-1429	33	28
5945-883-6837	36	15	6150-567-1432	33	32
5945-883-6839	36	18	6150-567-1433	36	6
5945-884-1396	36	5	6150-567-1438	36	9
5945-884-1397	36	17	6150-567-1454	10	11
5945-884-1398	36	11	6210-926-6905	34	32
5945-927-2785	10	12	6220-900-6744	34	42
5945-958-9266	33	37	6240-019-0878	34	3
5950-936-5031	33	5		34	12
5950-936-5032	10	6		36	22
5975-023-5043	37	11		38	10
5975-817-3425	34	38	6310-061-7325	3	2
	38	6	6620-553-8892	7	8
6110-010-0305	33	9	6625-264-8026	34	19
6110-933-0583	33	6	6625-668-9514	34	9
6110-934-7942	33	13	6625-684-8095	33	25
6110-934-7943	33	15	6625-688-9747	34	18
6115-014-7486	3	21	6625-869-3145	34	21
6115-689-5658	37	15	6625-869-3146	34	22
6115-830-8249	30	47	6625-869-3347	34	13
6115-830-8269	30	51	6645-972-7835	8	22
6115-830-8294	30	2	6680-730-8372	5	1
6115-830-8310	23	7	6685-373-9004	7	6
6115-830-8312	19	9	6685-766-7936	8	21
	24	3	6685-866-4596	25	10
6115-830-8313	26	11		28	10
6115-838-8314	11	3	6685-936-5028	11	5
	12	21	6685-936-5029	12	23
6115-830-8317	38	41	6685-957-3808	34	28
6115-830-8319	38	52	9505-293-4208	1	7
6115-833-7763	30	49		2	115
6115-833-7784	8	25		7	19
6115-833-7785	14	11		8	15
6115-833-7786	30	38	9505-603-4116	13	12
6115-833-7787	30	50		14	6
6115-833-7888	30	29		15	10
6115-843-7672	36	49		16	18
6115-843-7650	15	3		17	5
6115-843-7896	36	41		18	4
6115-843-7937	26	7		19	4
6115-843-8014	36	43		21	5
6115-843-8553	22	10		22	15
6115-843-8557	21	7		23	6
6115-843-8596	9	1		24	10
6115-843-8597	15	12		25	6
6115-843-8605	25	3		27	19
	28	3		28	6
6115-843-8609	17	7		29	10
6115-843-8610	17	3			
6115-843-8612	37	8			
6115-843-8687	31	6			
6115-843-8729	31	7			
6115-843-8732	31	8			
6115-843-8739	6	9			
6115-843-8796	32	7			
6115-854-4492	38	25			
6115-854-4495	36	16			
6115-854-4496	38	44			
6115-854-4498	36	40			
6115-859-2346	37	16			
6115-859-2352	37	6			
6115-859-2359	36	42			
6115-859-2379	38	55			
6115-859-2382	18	5			
6115-863-8448	19	6			
6115-866-4354	36	37			
6115-866-4409	38	49			
6115-866-4411	36	36			
6115-871-6656	38	60			

**SECTION V. INDEX - FEDERAL STOCK NUMBER AND REFERENCE NUMBER
CROSS-REFERENCE TO FIGURE AND ITEM NUMBER**

<u>Reference No.</u>	<u>Mfg. Code</u>	<u>Figure No.</u>	<u>Item No.</u>	<u>Reference No.</u>	<u>Mfg. Code</u>	<u>Figure No.</u>	<u>Item No.</u>
AN101010	88044	42	22	AN507-632R-10	88044	38	15
AN101013	88044	2	92	AN507-632R5	88044	16	22
AN3-15A	88044	2	30			19	18
AN3-3A	88044	42	18	AN515-4R8	88044	38	22
AN3-4	88044	43	73	AN515-4R7	88044	25	4
AN3-4A	88044	2	19			28	4
		12	1			29	5
		13	5	AN515-4R8	88044	14	7
		19	8			15	1
		22	9			18	2
		23	12			19	2
		24	13			21	4
		25	8			22	13
		27	3			24	15
		28	8			26	9
		29	14			33	24
		30	17			36	44
		40	40	AN515-6R-10	88044	38	20
AN3-5	88044	43	20	AN515-6R-12	88044	38	17
AN3-5A	88044	15	7	AN515-6R-8	88044	38	12
		18	7	AN515-6R12	88044	36	24
		23	11	AN515-6RS	88044	36	25
		24	14	AN515-6R6	88044	22	1
		26	3	AN515-6R8	88044	10	21
		30	14			14	4
		32	8			16	16
		36	52			18	12
		38	40			29	8
		39	2			36	12
AN3-6A	88044	40	32	AN515-8R-10	88044	33	14
		5	1			20	7
		30	39	AN515-8R-14	88044	38	58
		36	51	AN515-8R12	88044	10	19
		39	13			33	26
AN345-616	88044	36	35	AN515-8R8	88044	20	1
AN363-428	88044	6	18			42	10
		12	10			35	5
AN4-10A	88044	6	20	AN515B6R12	88044	34	11
		30	60	AN515B6R4	88044	34	23
		42	6	AN515B6R5	88044	34	37
AN4-17A	88044	42	7	AN515B6R7	88044	34	20
AN4-3A	88044	3	13	AN515C6P4	88044	8	16
AN4-5A	88044	3	9	AN515C6R6	88044	34	59
AN4-6A	88044	30	65	AN515C6R7	88044	34	25
		33	34	AN515C8R8	88044	34	24
AN4-7A	88044	30	66	AN5154R8	88044	27	21
		42	17	AN5156R8	88044	17	6
AN4-9A	88044	38	47			24	20
AN4CH16A	88044	7	4			27	8
AN4CH4A	88044	8	14	AN518R10	88044	33	14
AN4CR6A	88044	7	5	AN518R8	88044	24	17
AN4C14A	88044	12	17	AN520-10R-10	88044	16	10
AN4H5A	88044	6	14			23	4
A4045-1	88044	7	11			26	14
AN416-2	88044	19	19			36	9
AN5-10A	88044	30	11	AN520-10R-16	88044	38	43
AN5-7A	88044	30	10	AN520-10R-22	88044	10	7
AN500-A4-8	88044	15	11	AN520-10R12	88044	24	8
		18	3	AN520-10R8	88044	10	2
		19	3			36	1
		21	6	AN6-11A	88044	30	1
		22	14			30	63
		25	5	AN742-10	88044	43	19
		28	5	AN775-6	88044	2	77
		14	9	AN775-8	88044	2	47
AN500-A6-8	88044	29	9	AN776-8	88044	2	89
		36	47	AN777-8	88044	2	49
		14	5	AN8-13A	88044	4	11
		16	17	AN804-4	88044	2	107
AN500A4-6	88044	13	13	AN806-8	88044	4	2
AN500A4-8	88044	27	20	AN814-4DL	88044	8	5
AN500A6-8	88044	17	4	AN814-4L	88044	2	114
		24	21	AN814-6	88044	2	104
AN501-A10-10	88044	23	5	AN815-10C	88044	43	5
		24	9	AN815-12	88044	2	83
		26	15	AN815-16D	88044	40	27
AN501-516-8	88044	39	23	AN815-3	88044	2	60
		40	11	AN815-4	88044	2	56
AN507-1032R8	88044	19	15			44	10
AN507-440R-7	88044	38	23	AN815-6	88044	2	70
		16	1	AN815-8	88044	2	42

**SECTION V. INDEX - FEDERAL STOCK NUMBER AND REFERENCE NUMBER
CROSS-REFERENCE TO FIGURE AND ITEM NUMBER**

<u>Reference No.</u>	<u>Mfg. Code</u>	<u>Figure No.</u>	<u>Item No.</u>	<u>Reference No.</u>	<u>Mfg. Code</u>	<u>Figure No.</u>	<u>Item No.</u>
AN815-8C	88044	4	4	AN936-B616	88044	38	13
		43	52	AN936-BB	88044	20	3
AN816-10-L2C	88044	43	2	AN936-C6	88044	16	21
AN816-12C	88044	43	53	AN936B-10	88044	33	2
AN816-16D	88044	39	20			38	38
		40	6	AN936B8	88044	33	11
AN816-4C	88044	43	62			38	56
AN816-6-8C	88044	43	26	AN937-4	88044	2	57
AN821-6	88044	43	89	AN938-10C	88044	3	9
AN821-6	88044	2	40	AN960-C616	88044	3	19
AN821-8	88044	2	28	AN960-10	88044	2	31
AN824- 4	88044	2	108	AN960-10L	88044	2	18
AN824-4C	88044	2	119			10	3
AN824-6	88044	2	67			15	8
AN824-8C	88044	43	50			16	8
AN827-4	88044	2	72			18	8
AN832-10C	88044	43	7			19	7
AN832-6D	88044	43	90			22	7
AN832-8	88044	2	84			23	2
AN832-8C	88044	2	44			24	6
		43	59			25	7
AN832D	88044	40	17			26	2
AN833-12	88044	2	52			27	4
AN833-16C	88044	43	66			28	7
AN833-4	88044	2	8			29	12
AN833-6	88044	2	86			30	15
AN833-8	88044	2	6			32	9
AN833-8C	88044	43	37			33	3
AN834-16D	88044	40	24			34	14
AN834-4	88044	2	11			36	2
AN834-4C	88044	2	112			39	1
AN837-4	88044	2	97			40	34
AN837-6	88044	2	105			42	19
AN837-8	88044	2	96			42	21
AN837-8C	88044	43	13			43	18
AN893-13	88044	2	100	AN960-126	88044	2	4
AN893-16C	88044	43	35	AN960-4	88044	33	23
AN894-D16-8	88044	40	20	AN9604L	88044	14	8
AN910-10	88044	7	7			5	2
AN911-1C	88044	43	24			18	1
AN911-4	88044	43	28			19	1
AN916-4C	88044	43	29			21	2
AN916-8D	88044	40	10			22	11
AN917D8	88044	40	7			24	2
AN918-1C	88044	43	63			25	2
AN919-12	88044	2	102			26	10
AN919-15C	88044	43	10			27	1
AN919-18	88044	2	98			28	2
AN919-19	88044	2	80			29	4
AN919-19C	88044	43	71			36	39
AN919-2	88044	2	58	AN960-416	88044	3	8
AN924-10	88044	43	8			42	3
AN924-12	88044	2	53	AN96416L	88044	3	3
AN924-12D	88044	39	18			6	19
AN924-16C	88044	43	68			7	10
AN924-4	88044	2	9			8	3
AN924-4C	88044	2	113			30	59
AN924-6	88044	2	85			33	36
AN924-6D	88044	43	91			42	8
AN924-8	88044	2	3	AN960- 516L	88044	30	9
AN924-8C	88044	2	45			39	21
		43	14			40	13
AN924-8D	88044	40	16	AN960-6L	88044	8	23
AN929-4	88044	2	65			10	14
AN929-4C	88044	2	111			14	3
		43	61			16	15
AN929-8C	88044	4	5			17	2
		43	88			18	14
AN929-A8C	88044	2	43			22	2
AN935-10	88044	43	72			24	19
AN935-616L	88044	36	34			27	6
AN936-B10	88044	10	4			29	6
		33	2			36	13
		34	15	AN960-616	88044	36	33
		36	3			38	34
AN936-B4	88044	38	26	AN960-616L	88044	18	20
AN936-B416	88044	33	35			30	5
AN936-B6	88044	36	14			30	64
		38	3			38	30

**SECTION V. INDEX - FEDERAL STOCK NUMBER AND REFERENCE NUMBER
CROSS-REFERENCE TO FIGURE AND ITEM NUMBER**

<u>Reference No.</u>	<u>Mfg. Code</u>	<u>Figure No.</u>	<u>Item No.</u>	<u>Reference No.</u>	<u>Mfg. Code</u>	<u>Figure No.</u>	<u>Item No.</u>
AN960-8	88044	42	11			8	15
AN960-8L	88044	10	16			12	18
		20	2	MS21042-6	96906	32	11
		33	12	MS21044 N08	96906	38	1
AN960C-41L	88044	12	11			38	63
AN960C10L	88044	1	5	MS21044-N04	96906	38	27
		5	9	MS21044-N4	96906	38	51
		5	2	MS21044C06	96906	34	57
		12	2	MS21044C3	96906	32	10
AN960C4	88044	13	11	MS21044B08	96906	43	78
AN960C416L	88044	7	3	MS21044N-3	96906	38	36
		8	20	MS21044N04	96906	14	10
		8	13			15	4
		11	2			16	3
		12	20			18	6
AN960C6	88044	34	58			19	5
AN960C6L	88044	34	5			21	3
AN960C8L	88044	34	3			22	12
AN960C816L	88044	4	15			24	4
AN960PD2116	88044	40	23			25	1
AN960PD6	88044	8	17			26	12
AN96010L	88044	13	2			27	18
AN961-10	88044	33	19			28	1
AN970-3	88044	30	30			29	1
A30706	21583	42	1			33	22
A44MT1.00	01029	39	19			36	38
A874LB	74063	33	4	MS21044N06	96906	10	13
BA104WA	74063	36	5			14	2
BA104WC	74063	33	27			16	14
B138BHA	74063	36	17			17	1
		36	11			18	15
B138F	74063	27	1			22	5
C10	74063	33	37			24	18
DS70G	15235	38	16			27	15
D6760-4-5	82647	34	39			29	7
D6761-1-10	73803	34	45			36	31
D7235-2-125		36	7	MS21044N08	96906	10	15
D7236-2-150	82647	33	29			20	5
E70S1-5058	94581	6	17			33	41
JM147-17A	75165	44	1			33	10
MP803A	76374	38	5			42	14
MP944A	76374	36	21	MS21044N3	96906	15	9
MR36W150AFVVR	07688	34	18			16	13
M36W353DCAAR	07688	34	26			18	11
M36W300ACVVR	07688	34	9			19	12
MS15569-7	96906	34	3			22	6
		34	12			23	1
		36	22			24	5
		38	10			25	11
MS16106-5	96906	16	20			26	5
MS17821-2-9	96906	27	13			27	12
		29	19			28	11
MS20073-03-05	96906	1	6			29	11
MS20073-03-14	96906	5	8			30	34
MS20341-10A	96906	33	17			36	45
MS20341-10S	96906	16	6			39	15
MS20341-616S	96906	18	18			40	35
MS20364-624	96906	3	20	MS21044N4	96906	3	10
MS20364-632	96906	34	4			30	57
MS20364-832	96906	34	2			42	2
MS20500-428	96906	41	7	MS21044N5	96906	30	6
MS20995-C20	96906	14	6	MS21044N6	96906	30	3
		15	10	MS21044N8	96906	4	14
		16	18	MS21045-3	96906	2	20
		17	5			13	1
		23	6			39	5
		24	10	MS21045-4	96906	3	2
		25	6			7	9
		26	16	MS21045C3	96906	12	4
		27	19	MS21046C3	96906	43	17
		28	6	MS21083C4	96906	3	4
		13	12	MS21919-03	96906	27	17
		14	6	MS21919DF6	96906	2	37
		18	4	MS21919DF8	96906	2	32
		19	4	MS21919D3	96906	29	16
		21	5	MS21919H3	96906	13	7
		22	15	MS21919H4	96906	2	24
		29	10			13	4
MS20995C32	96906	1	7	MS21919H5	96906	2	25
		2	115			13	8
		7	19	MS21919H6	96906	13	6

**SECTION V. INDEX - FEDERAL STOCK NUMBER AND REFERENCE NUMBER
CROSS-REFERENCE TO FIGURE AND ITEM NUMBER**

<u>Reference No.</u>	<u>Mfg. Code</u>	<u>Figure No.</u>	<u>Item No.</u>	<u>Reference No.</u>	<u>Mfg. Code</u>	<u>Figure No.</u>	<u>Item No.</u>
MS21919H8	96906	2	23	NAS1587-3L	80205	44	4
		13	3	NAS1587-4L	80205	41	6
		22	8	NAS43HT4-46	80205	3	12
MS21984-20	96906	36	27	NAS620-10L	80205	38	37
MS21984-50	96906	36	29	NAS620-4L	80205	38	21
MS24523-21	96906	34	47	NAS620-416L	80205	38	46
MS24523-23	96906	34	51	NAS620-6L	80205	35	4
		34	30			36	26
MS25017-10	96906	34	40			38	2
MS25017-15	96906	34	41	NAS620-8L	80205	38	57
		38	54	N1030B	97539	34	35
M825038-4	96906	7	8			34	44
MS825041-6-327	96906	34	32	N9030-1-4	97539	34	49
MS25043-24C	96906	19	13	P66A	82121	34	6
MS25082-6	96906	38	32	QS200M104S	08484	43	54
MS25089-3CR	96906	34	43	R68A	82121	34	34
MS25166-1	96906	34	17	SM333-3	74193	34	50
		35	7	SM333-5	74193	34	48
MS25201-8	96906	34	31	S8057-AP207	99193	7	1
MS25224-3	96906	34	36	S8057AP-167	99193	34	27
MS25226-4-2	96906	16	4	S8057AP11	99193	7	20
		33	20	S8057AP114	99193	3	22
MS25226-4-3	96906	10	22	S8057AP133	99193	6	12
		33	39	S8057AP14	99193	7	22
MS25226-8-2	96906	18	16	S8057AP141	99193	8	8
		36	32	S8057AP298	99193	5	7
		38	8	S8057AP7	99193	3	24
MS27212-2-12	96906	16	2	S8057AR19	99193	3	18
MS27212-5-3	96906	38	29			7	13
MS2722-5-8	96906	18	13	S8057AY15	70210	6	22
		36	30	S8154-165C005	99193	11	1
		7	6			12	22
MS28034-1	96906	7	6	S8157AU219-040-C	99193	13	10
MS28741-8-0306	96906	4	9	S8157N49-032	99193	3	29
MS28741-8-6000	96906	4	3	S8157N82-016	99139	34	10
MS28774-228	96906	3	15	S8171AL15	99193	8	4
MS29512-06	96906	2	95	S8171AL5	99193	7	15
MS29512-08	96906	2	54	S8187	99193	11	9
		43	36			12	27
MS29512-10	96906	43	6	S8316AD12	99193	2	74
MS29512-12	96906	2	50			2	81
		43	34	S8316AD3	99193	2	61
MS29512-12	96906	43	69	S8316AD4	99193	2	10
MS29512-4	96906	2	15			2	62
MS29513-228	96906	3	14			5	5
MS35000-1	96906	14	13			8	6
MS35193-57	96906	30	43	S8316AD6	99193	2	69
MS35335-32	96906	36	46	S8316AH6	99193	2	121
MS35337-103	96906	38	31	S8382M202	99193	7	17
MS35337-45	96906	39	22	S8430A3	99193	11	4
		40	12			12	19
MS35338-100	96906	33	18	S8808-B3-4	99193	2	93
MS35338-41	96906	27	7	S8808A2-3	99193	43	2
		29	21	S8854M1P3	99193	1	1
MS35338-43	96906	16	7	S8990-18	99193	12	6
MS35338-46	96906	18	19	S8990-215	99193	1	4
MS35489-35	96906	34	16	S8990-226	99193	1	1
MS35489-4	96906	27	10	S9046-16-9-208	99193	27	16
		29	15			29	18
MS35489-53	96906	40	26	S9087B3D28	99193	43	15
MS35490-66	96906	43	43	TA15M04HR6	84971	13	14
MS35691-612	96906	38	33	TA171-8D22X	84971	12	3
MS35842-14	96906	39	8			26	18
		40	29	TA171-D5X	84971	26	8
MS35842-15	96906	6	1	TA1718D12X	84971	18	10
MS35842-16	96906	3	5			19	10
		6	3	TA1718D22X	84971	16	9
		39	16	TA1718D3X	84971	16	19
		44	2	TA1718D34X	84971	16	12
MS35842-17	96906	44	7	TA1718D4X	84971	25	9
MS8057AP-6	99193	3	27			28	9
MS9068-128	96906	40	21	TA1718D5X	84971	23	8
MS9102-61	96906	23	100			28	12
		26	6	TA1718D6X	84971	15	6
MS91586-1	96906	33	25			18	9
MVT8902A1S1863V	96625	30	48			19	11
M666000-8-0295	70128	2	91			24	12
M666101-12-0147	70128	39	12			26	4
NAS1003-2A	80205	44	3			27	5
NAS1003-5A	80205	44	12			29	13
NAS1004-8A	80205	41	4	TAI718D8X	84971	15	5
NAS455-0-2C	80206	19	17				

**SECTION V. INDEX - FEDERAL STOCK NUMBER AND REFERENCE NUMBER
CROSS-REFERENCE TO FIGURE AND ITEM NUMBER**

<u>Reference No.</u>	<u>Mfg. Code</u>	<u>Figure No.</u>	<u>Item No.</u>	<u>Reference No.</u>	<u>Mfg. Code</u>	<u>Figure No.</u>	<u>Item No.</u>
		23	9	473504	72619	34	7
TA724D17X	84971	12	12			35	2
TBF24-10PS	:1468	19	14			36	20
U88(C)-1125-SH	94581	32	6			38	9
U88(C)-950- SH	94581	32	12	5-0-180	94222	30	22
X-050554-2	83259	12	8	5-0-320	94222	30	24
1=NPTX1.5CRES	99193	40	8	5-0-380	94222	30	21
1A44MT	01029	40	9	5-0-440	94222	30	18
1C1-4.75-4.50	70628	6	6	5ET1S	91929	34	46
1C1-4.75-7.50	70628	6	4	5RA320	92222	30	46
1C1-5.50-8.75	70628	6	11	5RA380	94222	30	41
10-101949-18	77820	38	24	5RA400	94222	30	42
10-101960-18-3	77820	38	19	51B8-3A	83298	32	14
107996-51	99193	11	5	525-594-9001	10885	30	61
107996-6	99193	12	23	54139	81321	4	10
108032-3	99193	12	5	545610	07688	20	4
109382-16	99193	12	16			38	35
124002-6SS0130	98441	2	39	545613	07688	20	6
124002-8CR01174	98441	2	103			38	4
124536-5	99193	3	1	545619	07688	38	39
145-527-9001	99193	30	62	545622	07688	38	50
156PD16	76005	42	12	5500-300S3ZT	98625	40	38
17189-150C	98625	40	2	56148- 400	98625	44	9
17952-872M	98625	1	2	56951	81321	3	23
184280-1	70210	44	8	575709	19220	30	58
18905	70210	6	21	601000-8D0152	70128	2	46
2W180	94222	30	55	60537-1	70210	42	16
20B100-2	83298	33	15	616015-16D-0240	98625	40	1
20B123-1	83298	33	13	616015-16D-0320	98625	40	5
210-506-9001	99193	36	53	618-531-9002	74063	10	8
		38	53	618-532-9003	74065	10	5
210-506-9005	99193	38	7	618 537-9001	74063	10	12
211-501-9017	99193	36	4	618-537-9004	99193	10	20
211-501-9022	99193	36	10	620-442-6	83259	2	78
24096-200C	98625	41	2	620-442-8	83259	2	48
24502-150	98625	40	3	6507-020	91561	43	84
24502-200	98625	41	1				
28B94-15A	83298	32	1	6602-004	91561	40	14
280353	99193	45	3	666-005	91561	43	83
281069-1	99193	45	1	662579	99193	3	21
284692-1	99193	45	2	66380-1	99193	12	7
295100-2-200	76530	30	36	664944	99193	12	25
295100- 7-700	76530	30	27	682-539-9304	99193	30	26
303646-12	99193	34	56	682-539-9313	99193	30	23
3050B	97539	34	38	682-539-9358	99193	30	37
		38	6	682-539-9363	99193	30	25
31FHXX	31356	34	19	682-539-9364	99193	30	45
33523	81321	4	12	682-539-9367	99193	30	40
369162	99193	8	12	682-539-9368	99193	30	54
369256	99193	8	9	684-537-9004	99193	29	20
369259-18	99193	8	10	692523-1	99193	8	21
370330	99193	34	29	692525-8	99193	8	18
3712000	99193	5	11	692545-1	99193	3	26
371203	99193	5	10	693477	99193	6	16
3712140-1	99193	3	7	693625	99193	2	76
371687	99193	3	28	693657-8	99193	8	7
371788	99193	34	28	694097	99193	5	4
372697-9	99193	8	1	694203-1	99193	38	11
373048-1	99193	7	21	694204-2	99193	34	21
373205-1	99193	5	3	694205-2	99193	34	13
375018-3	99193	8	22	694206-2	99193	10	6
		36	28	694207-2	99193	33	5
375040	99193	23	18	694208-2	99193	34	22
379282	99193	2	75	694209-2	99193	33	6
379580-200	99193	7	2	694210-2	99193	33	9
379868-1	99193	36	23	694214-1	99193	37	8
397188-1	99193	37	11	694215-1	99193	37	6
398-10	94640	33	38	694216-1	99193	37	10
398-12	94640	16	5	694218-1	99193	44	14
398-16	94640	24	16	694303-2	99193	10	1
		33	16	694305-2	99193	34	53
398-6	94640	29	2	694313-1	99193	38	61
				694314-1	99193	30	13
399-547-9003	70128	2	90	694317-1	99193	30	16
399-8	94640	18	17	694411-1	99193	2	7
		36	19	694413-1	99193	2	36
4353-487M	98625	12	14	694414-1	99193	2	41

**SECTION V. INDEX - FEDERAL STOCK NUMBER AND REFERENCE NUMBER
CROSS-REFERENCE TO FIGURE AND ITEM NUMBER**

<u>Reference No.</u>	<u>Mfg. Code</u>	<u>Figure No.</u>	<u>Item No.</u>	<u>Reference No.</u>	<u>Mfg. Code</u>	<u>Figure No.</u>	<u>Item No.</u>
		2	110			32	13
694415-1	99193	2	35	695604-2	99193	10	9
694416-1	99193	2	82	695604-22	99193	14	12
694417-1	99193	2	14	695604-5	99193	32	5
694418-1	99193	2	5	695604-6	99193	32	4
694420-1	99193	2	101	695604-7	99193	32	2
695438-1	99193	2	51	695604-8	99193	32	15
694472-1	99193	37	7	695604-9	99193	32	16
694512	99193	13	9	695607-1	99193	32	7
694517	99193	8	25	695612-1	99193	33	8
694631	99193	2	16	695612-3	99193	33	7
694632	99193	2	106	695614-1	99193	33	33
694634	99193	2	87	695615-1	99193	33	30
694635	99193	2	71	695615-2	99193	33	28
694636	99193	2	63	695615-3	99193	33	32
694637	99193	2	55	695615-4	99193	33	31
694638	99193	2	88	695615-5	99193	10	11
694639	99193	2	79	695615-6	99193	36	8
694640	99193	2	22	695615-7	99193	3	6
694642	99193	2	73	695618-1	99193	36	16
694643	99193	2	17	695619-1	99193	36	41
694644	99193	2	21	695622-1	99193	10	17
694645	99193	2	117	695637-1	99193	44	6
694679	99193	2	66	695639-1	99194	38	48
694764	99193	2	68				
694789-1	99193	2	12	695754-1	99193	6	13
694834-1	99193	2	26	695890-3	70210	42	4
694987-1	99193	41	5	695903-1	99193	36	48
695014-1	99193	42	5	695904-1	99193	36	50
695018-1	99193	42	9	695905-1	99193	33	40
695046-10	99193	1	10	695921-1	99193	44	17
				695924-1	99193	36	42
695104-1	99193	44	16	695925-3	99193	18	5
695104-2	99193	44	15	695928-1	99193	38	44
69516-1	99193	30	8	695929-1	99193	38	60
69518-1	99193	6	10	695930-1	99193	38	49
695119-2	99193	30	12	695931-1	99193	38	62
695119-3	99193	30	7	695932-1	99193	38	55
695153-1	99193	11	3	695933-1	99193	38	45
		12	21	695936-1	99193	43	75
695227-10	99193	6	15	695937-1	99193	26	13
695236-1	99193	31	1	695937-2	99193	23	3
695267-1	99193	30	29			24	7
695535-1	99193	43	70	696211-1	99193	36	15
695560-1	99193	43	67	696211-2	99193	36	18
695561-1	99193	43	65	696212-2	99193	9	3
695562-1	99193	43	74			32	3
695563-1	99193	43	79	696213-1	99193	36	40
695564-1	99193	43	47	696213-2	99193	36	36
695565-1	99193	43	81	696214-3	99193	10	18
695566-1	99193	43	76	696553-1	99193	1	3
695568-1	99193	43	49	696771-1	99193	2	120
695571-1	99193	43	33	696816-1	99193	8	19
695572-1	99193	43	77	696880-1	99193	36	49
695573-1	99193	43	55	696882-1	99193	26	7
695574-1	99193	43	4	696884-1	99193	21	1
695575-1	99193	43	57	696885-1	99193	19	9
695576-1	99193	43	58			24	3
695578-1	99193	43	40	696886-1	99193	23	7
695579-1	99193	43	39	697011-1	99193	36	37
695588-1	99193	43	41	697012-1	99193	31	10
695581-1	99193	43	48	697012-2	99193	31	11
695582-1	99193	43	42	697013-1	99193	21	7
695583-1	99193	43	16	697014-1	99193	22	10
695584-1	99193	43	12	697017-1	99193	37	16
695585-1	99193	43	11	697019-1	99193	17	7
695586-1	99193	43	1	697019-2	99193	17	3
695587-1	99193	43	51	697120-1	99193	15	12
695591-1	99193	34	52	697121-1	99193	9	1
695593-1	99193	34	54	697122-1	99193	14	1
		35	8	697123-2	99193	38	59
695594-1	99193	34	3	697124-1	99193	37	14
		34	33	697125-1	99193	37	13
695595-1	99193	2	99	697191-2	99193	37	9
695596-1	99193	2	109	697193-5	99193	37	15
695597-1	99193	2	122	697262-1	99193	38	25
695596-1	99193	6	9	697268-1	99193	30	50
695600-1	99193	44	13	697272-1	99193	38	42
695601-1	99193	44	5	697445-15	99193	38	28
695604-10	99193	10	10	697445-7	99193	38	18

**SECTION V. INDEX - FEDERAL STOCK NUMBER AND REFERENCE NUMBER
CROSS-REFERENCE TO FIGURE AND ITEM NUMBER**

<u>Reference No.</u>	<u>Mfg. Code</u>	<u>Figure No.</u>	<u>Item No.</u>	<u>Reference No.</u>	<u>Mfg. Code</u>	<u>Figure No.</u>	<u>Item No.</u>
697448-1	99193	39	24	889141-1	99193	9	6
697588-5	99193	40	22	889414-1	99193	2	38
697639-1	99193	40	4	889416-1	99193	2	27
697703-1	99193	40	15	889418-1	99193	38	52
697704-1	99193	40	19	889418-2	99193	38	41
697140-1	99193	42	20	889420-1	99193	31	13
697783-1	99193	40	18	889120-2	99193	31	4
697792-1	99193	30	51	889433-1	99193	37	11
697792-2	99193	30	2	889471-1	99193	31	6
697793-1	99193	30	4	889472-1	99193	31	7
697794-1	99193	43	80	889473-1	99193	31	8
697795-1	99193	35	9	889509-1	99193	3	6
697795-1	99193	35	1	889702-1	99193	22	4
697796-1	99193	25	10	889705-1	99193	22	3
		28	10	889709-1	99193	4	1
697930-1	99193	30	47	889743-1	99193	24	11
697935	99193	4	7	891405-1	99193	12	13
697936-1	99193	4	13	891406-1	99193	2	2
697941-4	99193	37	1	891407-1	99193	40	28
697942-1	99193	37	4	891408-1	99193	3	11
697943-2	99193	37	12	891412-1	99193	30	38
697960-1	99193	2	94	891413-1	99193	30	35
697961-1	99193	2	118	891415-1	99193	30	18
697962-1	99193	2	1	891416-1	99193	30	44
698009-1	99193	36	43	891417-1	99193	30	28
698012-1	99193	28	13	891420-1	99193	30	67
698013-1	99193	15	3	891422-1	99193	39	10
698014-1	99193	27	14	891423-13	99193	39	4
		29	17	891423-21	99193	39	7
698015-1	99193	38	14	891423-33	99193	39	6
698016-1	99193	2	34	891423-35	99193	39	3
698017-1	99193	2	29	891431-1	99193	39	11
698018-1	99193	2	33	891439-1	99193	9	2
698019-1	99193	40	25				
698022-1	99193	5	6	891440-1	99193	34	1
698582-1	99193	19	16				
698586-1	99193	30	52	891442-1	99193	33	21
698591-1	99193	30	53	891443-1	99193	26	1
698594-1	99193	40	37	891444-1	99193	29	3
698595-1	99193	40	33	891445-1	99193	27	2
698596-1	99193	40	31	891446-1	99193	26	17
698597-1	99193	37	2	891447-1	99193	16	11
698732-1	99193	40	30	891452-1	99193	34	55
698732-2	99193	40	36	891453-1	99193	26	11
				891454-1	99193	19	6
698735-1	99193	25	3	891455-1	99193	30	31
		28	3	891461-1	99193	43	25
698740-1	99193	31	5	891462-1	99193	43	44
698741-1	99193	31	14	891466-1	99193	40	39
698743-1	99193	14	11	891467-1	99193	9	8
698744-1	99193	31	12	891474-1	99193	31	2
698745-1	99193	9	5	891753-1	99193	27	9
69874811	99193	30	49			29	22
700630-3.00-80-06	70628	39	9	891795-1	99193	31	9
73000	99193	3	25	891796-1	99193	31	17
74374-4	99193	12	15	891797-1	99193	31	16
74896	99193	3	17	891798-1	99193	31	15
		7	14	891799-1	99193	31	3
7501-8AF	75361	4	8	891928-1	99193	30	32
75076-36	99193	1	8	891930-1	99193	9	4
75404	99193	1	9	891932-1	99193	9	7
75436	99193	2	13	899341-1	99193	2	59
75436-8	99193	2	116	899348-1	99193	2	64
756960-001	69092	34	8	9AX3-4.00-26.50-1	70628	6	8
75947	99193	8	11	9AX3-4.00-44.00-1	70628	6	7
76133	99193	7	16	9AX3-5.00-28.00	70628	6	2
76133-5	99193	7	18	94436-1	99193	12	9
76149	99193	3	16	99867-1	99193	11	7
		7	12			12	26
791-507-9006	99193	42	13	99867-10	99193	11	7
82-32-101-17	94222	30	56		99193	12	26
849FSS1/2-1/2	30327	4	6	99867-11	99193	11	7
85-34-101-20	9422	30	19			12	26
856954-6	99193	11	6	99867-12	99193	11	7
		12	27			12	26
87520-1	70201	6	5	99867-2	99193	11	7
882744-1	99193	11	8			12	26
889102-1	99193	39	14	99867-3	99193	11	7
889115-1	99193	35	6			12	26
889140-2	99193	37	3	99867-4	99193	11	7

**SECTION V. INDEX - FEDERAL STOCK NUMBER AND REFERENCE NUMBER
CROSS-REFERENCE TO FIGURE AND ITEM NUMBER**

<u>Reference No.</u>	<u>Mfg. Code</u>	<u>Figure No.</u>	<u>Item No.</u>	<u>Reference No.</u>	<u>Mfg. Code</u>	<u>Figure No.</u>	<u>Item No.</u>
99867-5	99193	12	26				
		11	7				
		12	26				
99867-6	99193	11	7				
		12	26				
99867-7	99193	11	7				
		12	26				
99867-8	99193	11	7				
		12	26				
99867-82	99193	11	7				
		12	26				
99867-83	99193	11	7				
		12	26				
99867-84	99193	11	7				
		12	26				
99867-85	99193	11	7				
		12	26				
99867-86	99193	11	7				
		12	26				
99867-87	99193	11	7				
		12	26				
99867-88	99193	11	7				
		12	26				
99867-89	99193	11	7				
		12	26				
99867-1	99193	11	7				
		12	26				
99867- 90	99193	11	7				
		12	26				
99867-91	99193	11	7				
		12	26				

By Order of the Secretary of the Army:

W. C. WESTMORELAND,
General, United States Army,
Chief of Staff.


Official:

KENNETH G. WICKHAM,
Major General, United States Army,
The Adjutant General.

Distribution:

To be distributed in accordance with DA Form 12-25, Section IV (qty rqr block No. 750) organizational maintenance requirements for Generator Sets, Engine Driven: 100 KW, 60 Cycle.

RECOMMENDED CHANGES TO EQUIPMENT TECHNICAL PUBLICATIONS

 <p style="text-align: center;"><i>THEN...JOT DOWN THE DOPE ABOUT IT ON THIS FORM. CAREFULLY TEAR IT OUT, FOLD IT AND DROP IT IN THE MAIL.</i></p>		SOMETHING WRONG WITH PUBLICATION		
		FROM: (PRINT YOUR UNIT'S COMPLETE ADDRESS)		
		DATE SENT		
PUBLICATION NUMBER		PUBLICATION DATE	PUBLICATION TITLE	
BE EXACT PIN-POINT WHERE IT IS				
PAGE NO.	PARA-GRAPH	FIGURE NO.	TABLE NO.	<p style="text-align: center; font-weight: bold;">IN THIS SPACE, TELL WHAT IS WRONG AND WHAT SHOULD BE DONE ABOUT IT.</p>
PRINTED NAME, GRADE OR TITLE AND TELEPHONE NUMBER			SIGN HERE	

The Metric System and Equivalents

Linear Measure

1 centimeter = 10 millimeters = .39 inch
 1 decimeter = 10 centimeters = 3.94 inches
 1 meter = 10 decimeters = 39.37 inches
 1 dekameter = 10 meters = 32.8 feet
 1 hectometer = 10 dekameters = 328.08 feet
 1 kilometer = 10 hectometers = 3,280.8 feet

Weights

1 centigram = 10 milligrams = .15 grain
 1 decigram = 10 centigrams = 1.54 grains
 1 gram = 10 decigrams = .035 ounce
 1 decagram = 10 grams = .35 ounce
 1 hectogram = 10 decagrams = 3.52 ounces
 1 kilogram = 10 hectograms = 2.2 pounds
 1 quintal = 100 kilograms = 220.46 pounds
 1 metric ton = 10 quintals = 1.1 short tons

Liquid Measure

1 centiliter = 10 milliliters = .34 fl. ounce
 1 deciliter = 10 centiliters = 3.38 fl. ounces
 1 liter = 10 deciliters = 33.81 fl. ounces
 1 dekaliter = 10 liters = 2.64 gallons
 1 hectoliter = 10 dekaliters = 26.42 gallons
 1 kiloliter = 10 hectoliters = 264.18 gallons

Square Measure

1 sq. centimeter = 100 sq. millimeters = .155 sq. inch
 1 sq. decimeter = 100 sq. centimeters = 15.5 sq. inches
 1 sq. meter (centare) = 100 sq. decimeters = 10.76 sq. feet
 1 sq. dekameter (are) = 100 sq. meters = 1,076.4 sq. feet
 1 sq. hectometer (hectare) = 100 sq. dekameters = 2.47 acres
 1 sq. kilometer = 100 sq. hectometers = .386 sq. mile

Cubic Measure

1 cu. centimeter = 1000 cu. millimeters = .06 cu. inch
 1 cu. decimeter = 1000 cu. centimeters = 61.02 cu. inches
 1 cu. meter = 1000 cu. decimeters = 35.31 cu. feet

Approximate Conversion Factors

<i>To change</i>	<i>To</i>	<i>Multiply by</i>	<i>To change</i>	<i>To</i>	<i>Multiply by</i>
inches	centimeters	2.540	ounce-inches	Newton-meters	.007062
feet	meters	.305	centimeters	inches	.394
yards	meters	.914	meters	feet	3.280
miles	kilometers	1.609	meters	yards	1.094
square inches	square centimeters	6.451	kilometers	miles	.621
square feet	square meters	.093	square centimeters	square inches	.155
square yards	square meters	.836	square meters	square feet	10.764
square miles	square kilometers	2.590	square meters	square yards	1.196
acres	square hectometers	.405	square kilometers	square miles	.386
cubic feet	cubic meters	.028	square hectometers	acres	2.471
cubic yards	cubic meters	.765	cubic meters	cubic feet	35.315
fluid ounces	milliliters	29.573	cubic meters	cubic yards	1.308
pints	liters	.473	milliliters	fluid ounces	.034
quarts	liters	.946	liters	pints	2.113
gallons	liters	3.785	liters	quarts	1.057
ounces	grams	28.349	liters	gallons	.264
pounds	kilograms	.454	grams	ounces	.035
short tons	metric tons	.907	kilograms	pounds	2.205
pound-feet	Newton-meters	1.356	metric tons	short tons	1.102
pound-inches	Newton-meters	.11296			

Temperature (Exact)

°F	Fahrenheit temperature	5/9 (after subtracting 32)	Celsius temperature	°C
----	------------------------	----------------------------	---------------------	----

TM 5-6115-434-20P POWER UNIT, UTILITY PACK: GAS TURBINE ENGINE DRIVEN-1969

PIN: 025651-000